



US00D693049S

(12) **United States Design Patent**
Meise et al.

(10) **Patent No.:** **US D693,049 S**

(45) **Date of Patent:** **** Nov. 5, 2013**

(54) **LIGHT**

(76) Inventors: **Axel Meise**, Munich (DE); **Christoph Kuegler**, Munich (DE)

(**) **Term:** **14 Years**

(21) **Appl. No.:** **29/426,980**

(22) **Filed:** **Jul. 12, 2012**

(30) **Foreign Application Priority Data**

Jan. 12, 2012 (EM) 001974478-0002

(51) **LOC (9) Cl.** **26-03**

(52) **U.S. Cl.**
USPC **D26/93; D26/107**

(58) **Field of Classification Search**
USPC D26/24, 61-67, 93, 102, 104-106, 108,
D26/107; 362/509, 516, 523, 186, 217, 255,
362/257, 277, 317, 319, 351, 354, 355, 357,
362/358, 362, 382, 410, 413, 417, 806
See application file for complete search history.

(56) **References Cited**

U.S. PATENT DOCUMENTS

D203,215 S * 12/1965 Koch D26/93
D203,862 S * 2/1966 Lax D26/64

D214,253 S * 5/1969 Sonneman D26/65
D215,873 S * 11/1969 Andre D26/64
D226,324 S * 2/1973 Longoto D26/107
D402,071 S * 12/1998 Hsieh D26/63
D480,827 S * 10/2003 Hsieh D26/108
D650,512 S * 12/2011 Hine et al. D26/93
D672,904 S * 12/2012 Tang et al. D26/93

* cited by examiner

Primary Examiner — Brian N Vinson

(74) *Attorney, Agent, or Firm* — 24IP Law Group; Timothy R. DeWitt

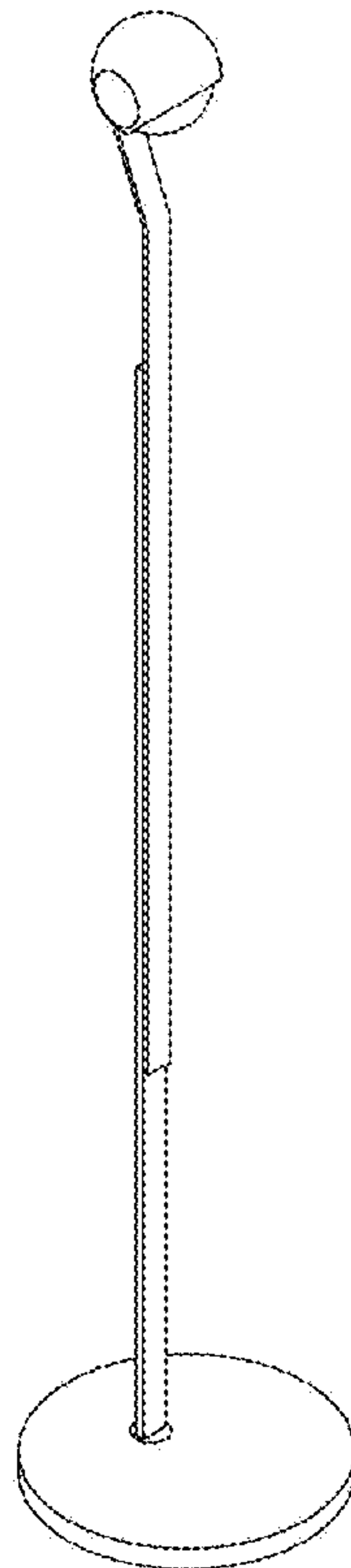
(57) **CLAIM**

The ornamental design for a light, as shown and described.

DESCRIPTION

FIG. 1 is a perspective view of a light showing my new design;
FIG. 2 is a side view of the light shown in FIG. 1;
FIG. 3 is a bottom view of the light shown in FIG. 1;
FIG. 4 is a front view of the light shown in FIG. 1;
FIG. 5 is a side view of the light shown in FIG. 1, in an alternate position;
FIG. 6 is a back view of the light shown in FIG. 1; and,
FIG. 7 is a top view of the light shown in FIG. 1.

1 Claim, 7 Drawing Sheets



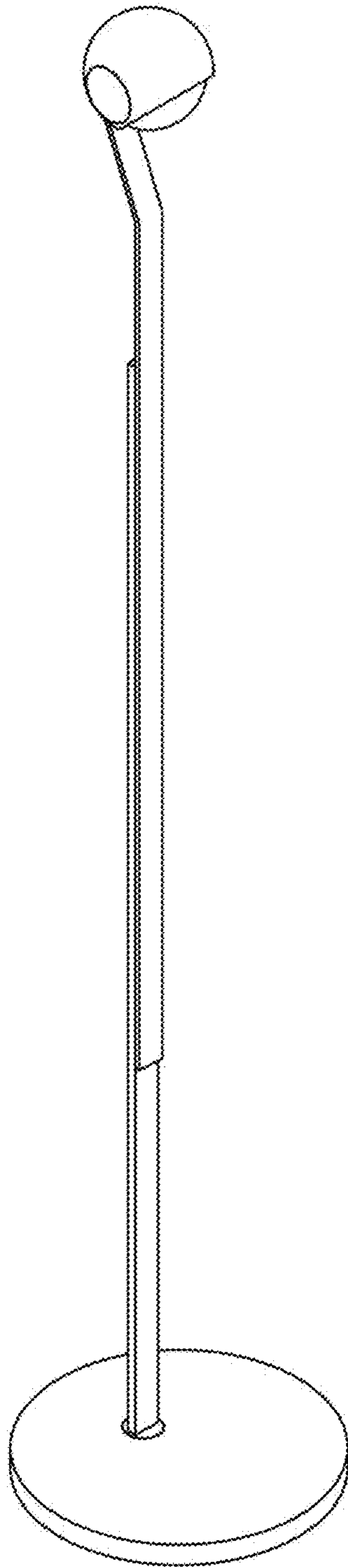


FIG. 1

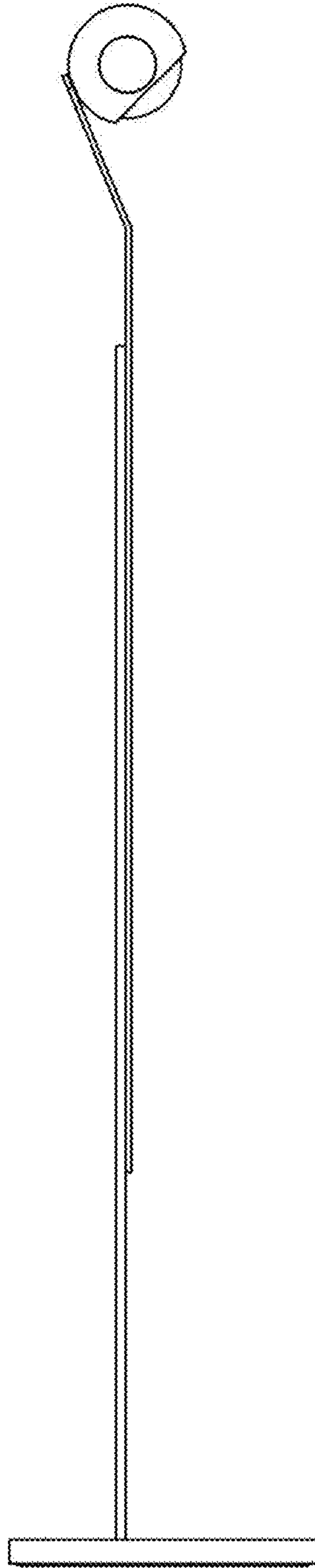


FIG. 2




FIG. 3

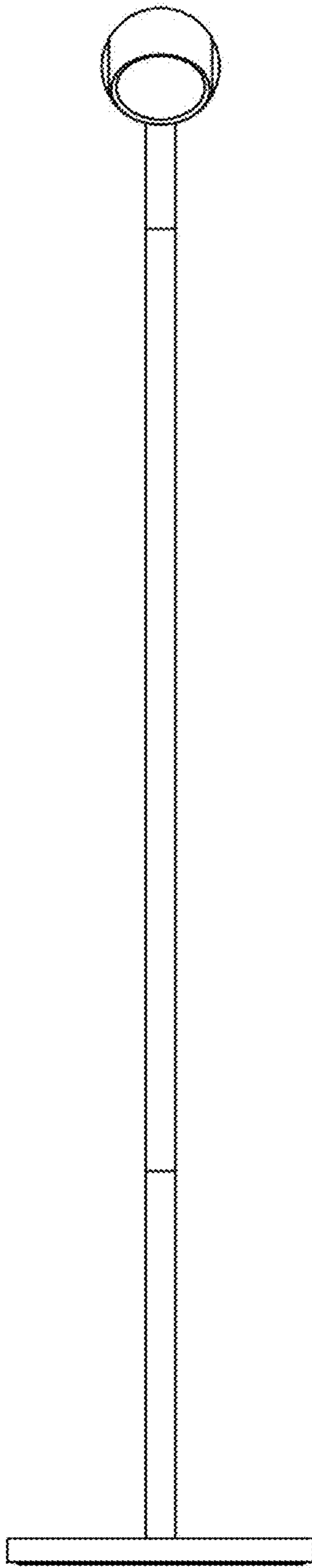


FIG. 4

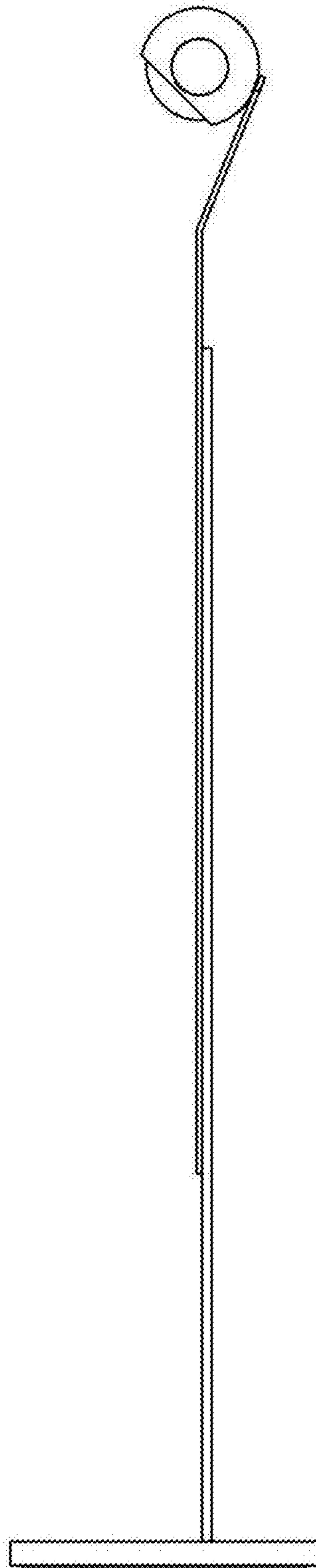


FIG. 5

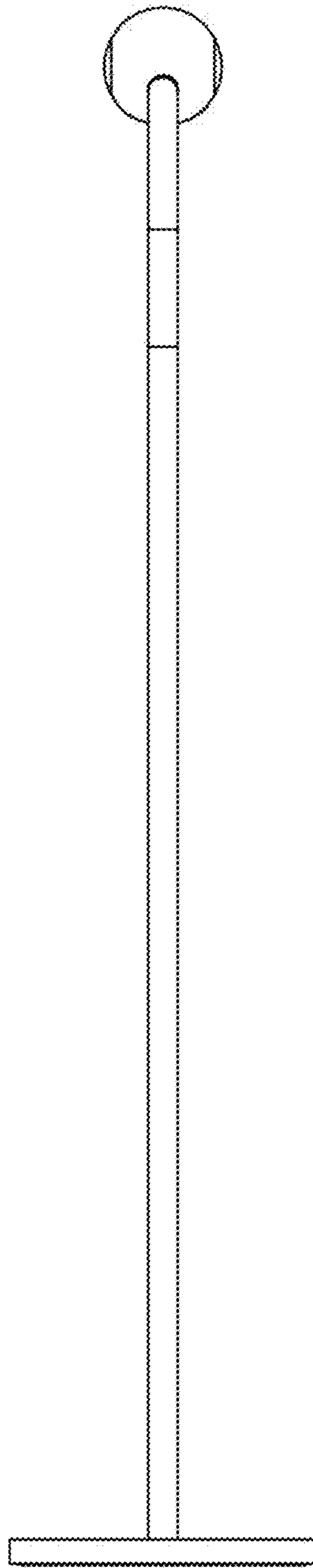


FIG. 6

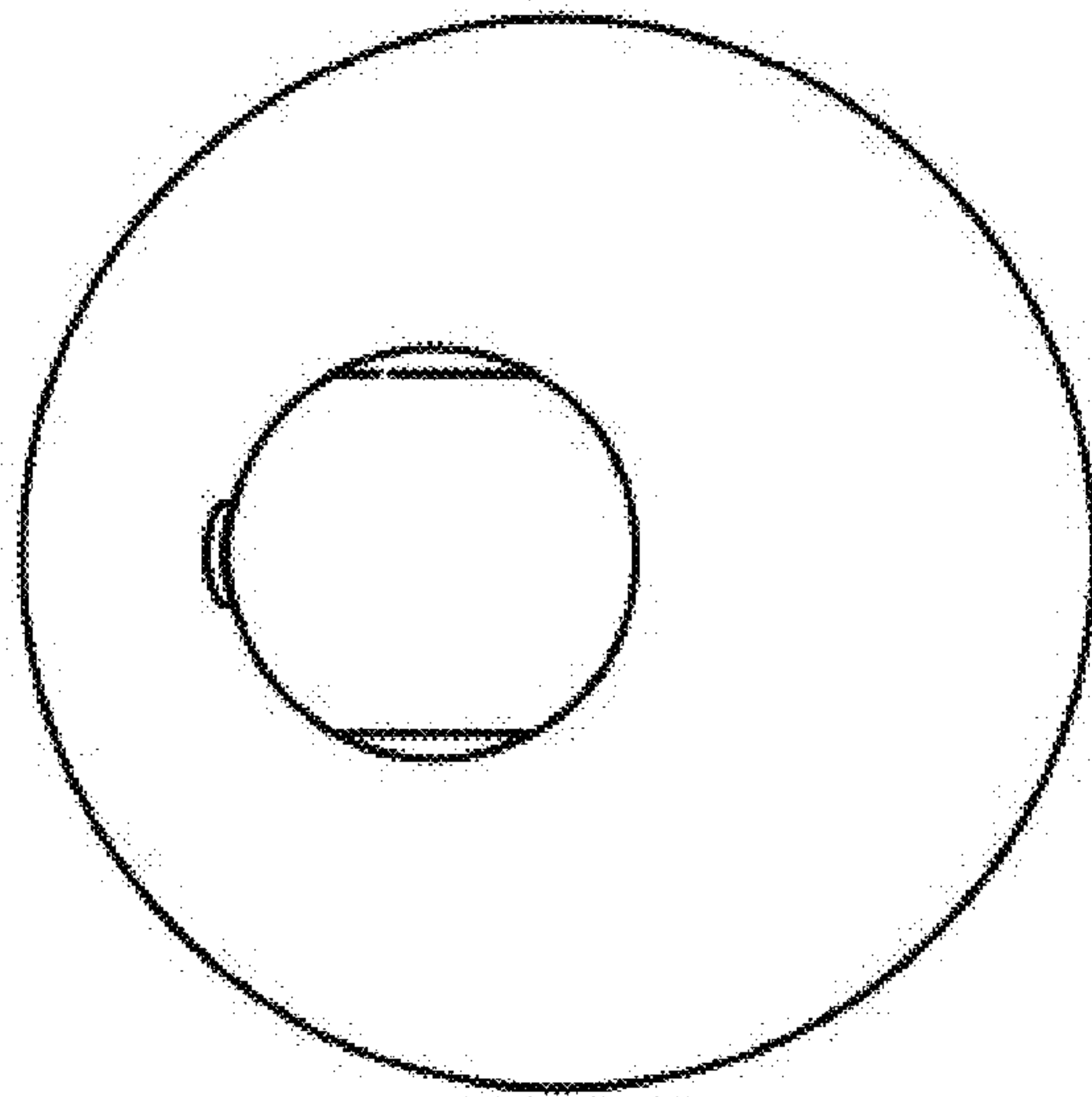


FIG. 7