



US00D693042S

(12) **United States Design Patent**
Wu

(10) **Patent No.:** **US D693,042 S**

(45) **Date of Patent:** **** Nov. 5, 2013**

(54) **LED SLANT TORCH**

(75) Inventor: **Liuning Wu**, Ningbo (CN)

(73) Assignee: **Ningbo Worth International Trade Co., Ltd.** (CN)

(**) Term: **14 Years**

(21) Appl. No.: **29/420,111**

(22) Filed: **May 4, 2012**

(51) **LOC (9) Cl.** **26-02**

(52) **U.S. Cl.**
USPC **D26/49**

(58) **Field of Classification Search**
USPC D26/49, 46, 37, 38, 51; 362/157, 158,
362/183, 184, 194-199, 202-208
See application file for complete search history.

(56) **References Cited**

U.S. PATENT DOCUMENTS

D450,868 S *	11/2001	Maximilian-Yee	D26/49
D465,045 S *	10/2002	Yamamoto et al.	D26/49
D476,103 S *	6/2003	Galli	D26/37
D523,981 S *	6/2006	Galli	D26/37
D532,543 S *	11/2006	Julius et al.	D26/49
D539,216 S *	3/2007	Hamaguchi	D13/103
D548,861 S *	8/2007	Chapman	D26/37
D561,365 S *	2/2008	Huff	D26/37
D578,687 S *	10/2008	Hong	D26/37
D606,688 S *	12/2009	Ma	D26/46

D614,333 S *	4/2010	Schnitzer	D26/37
D628,728 S *	12/2010	Risch et al.	D26/49
D638,157 S *	5/2011	Lee	D26/49
D643,561 S *	8/2011	Maglica	D26/49
D645,181 S *	9/2011	Garcia et al.	D26/49
D659,868 S *	5/2012	Deguglimo et al.	D26/49
D667,976 S *	9/2012	Wu	D26/49
D673,317 S *	12/2012	Yang	D26/68
D674,126 S *	1/2013	Mase	D26/49
D675,358 S *	1/2013	Brands et al.	D26/49

* cited by examiner

Primary Examiner — Ian Simmons

Assistant Examiner — Carissa C Fitts

(74) *Attorney, Agent, or Firm* — Thomas I. Rozsa


(57) **CLAIM**

The ornamental design for a LED slant torch, as shown and described.

DESCRIPTION

FIG. 1 is a top perspective view of the LED slant torch, showing my new design;
FIG. 2 is a bottom perspective view thereof;
FIG. 3 is front view thereof;
FIG. 4 is a rear view thereof;
FIG. 5 is a left side view thereof;
FIG. 6 is a right side view thereof;
FIG. 7 is a top view thereof; and,
FIG. 8 is a bottom view thereof.

1 Claim, 5 Drawing Sheets






FIG. 1

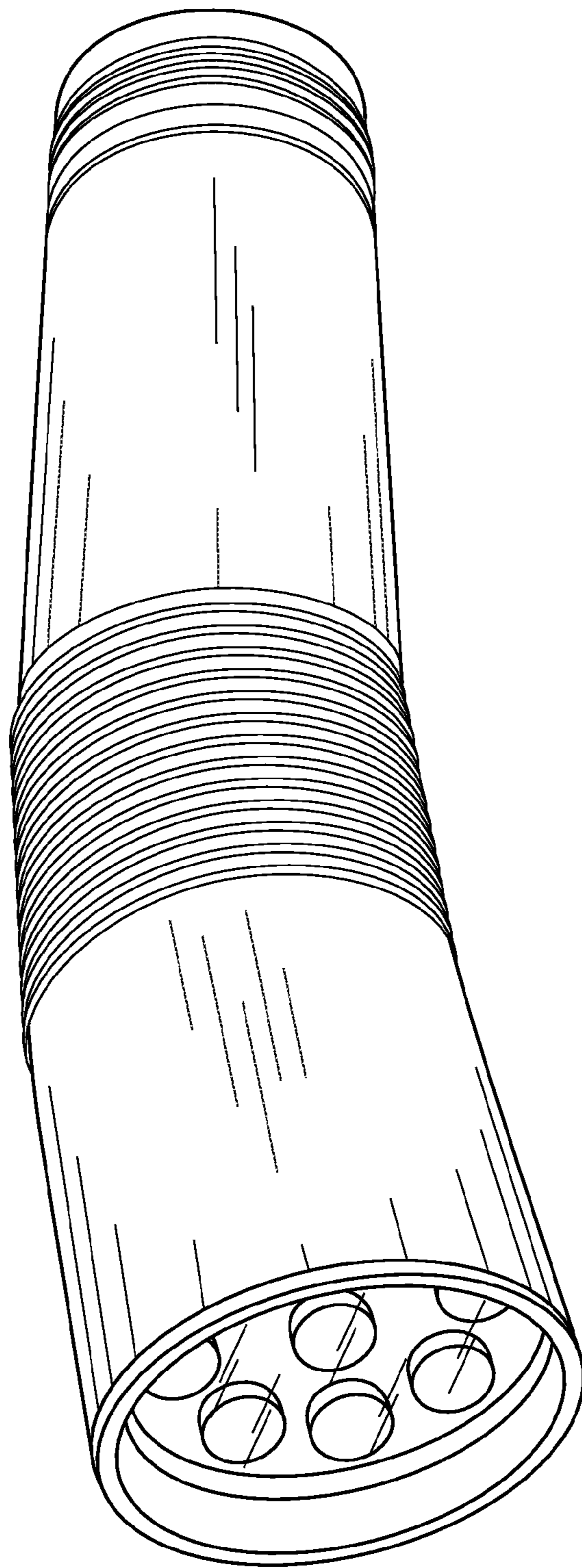


FIG. 2

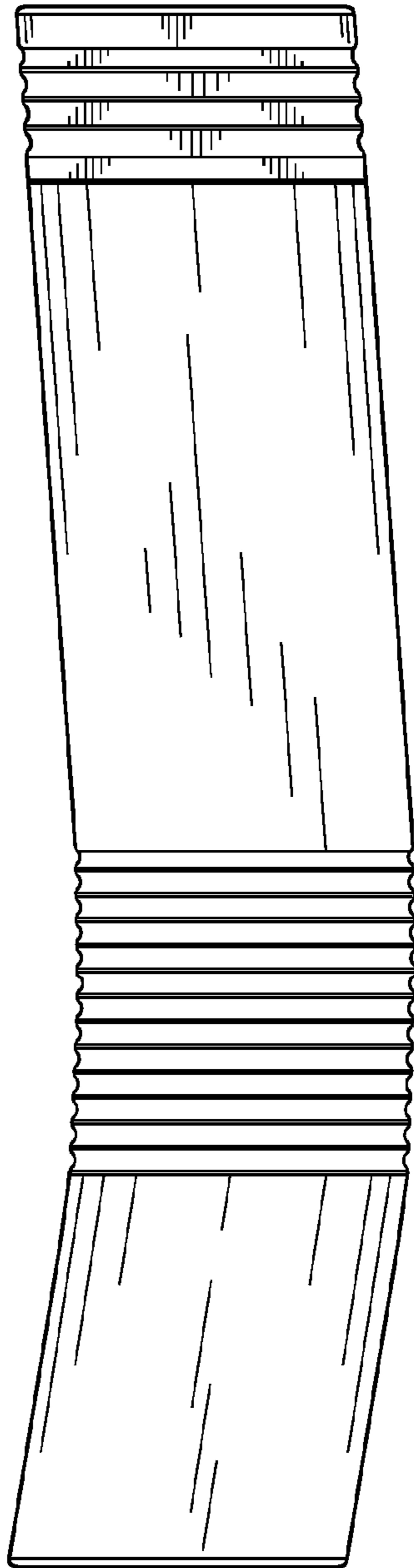


FIG. 3

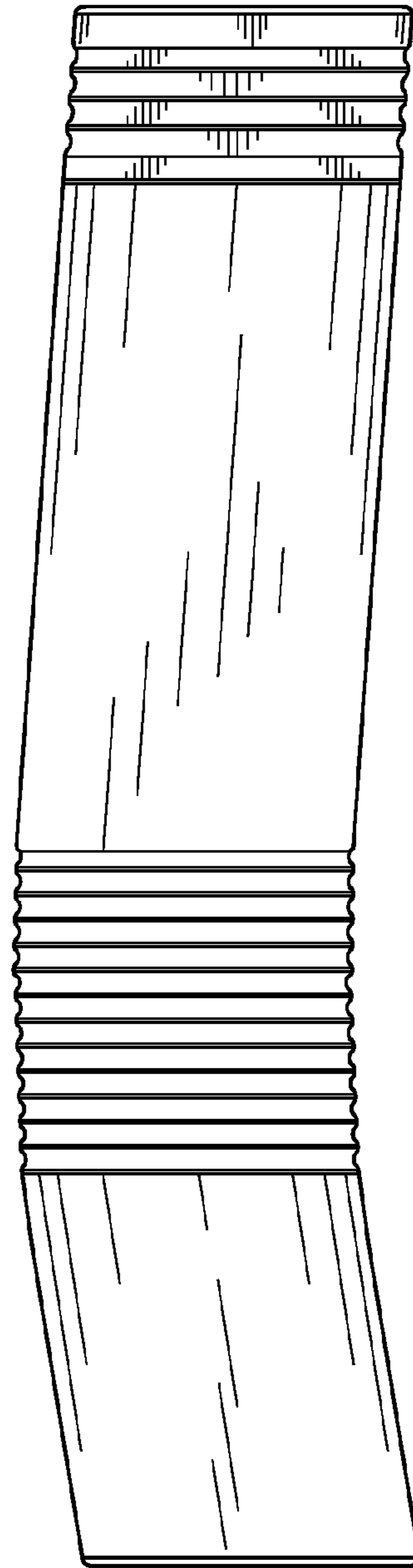


FIG. 4




FIG. 5




FIG. 6

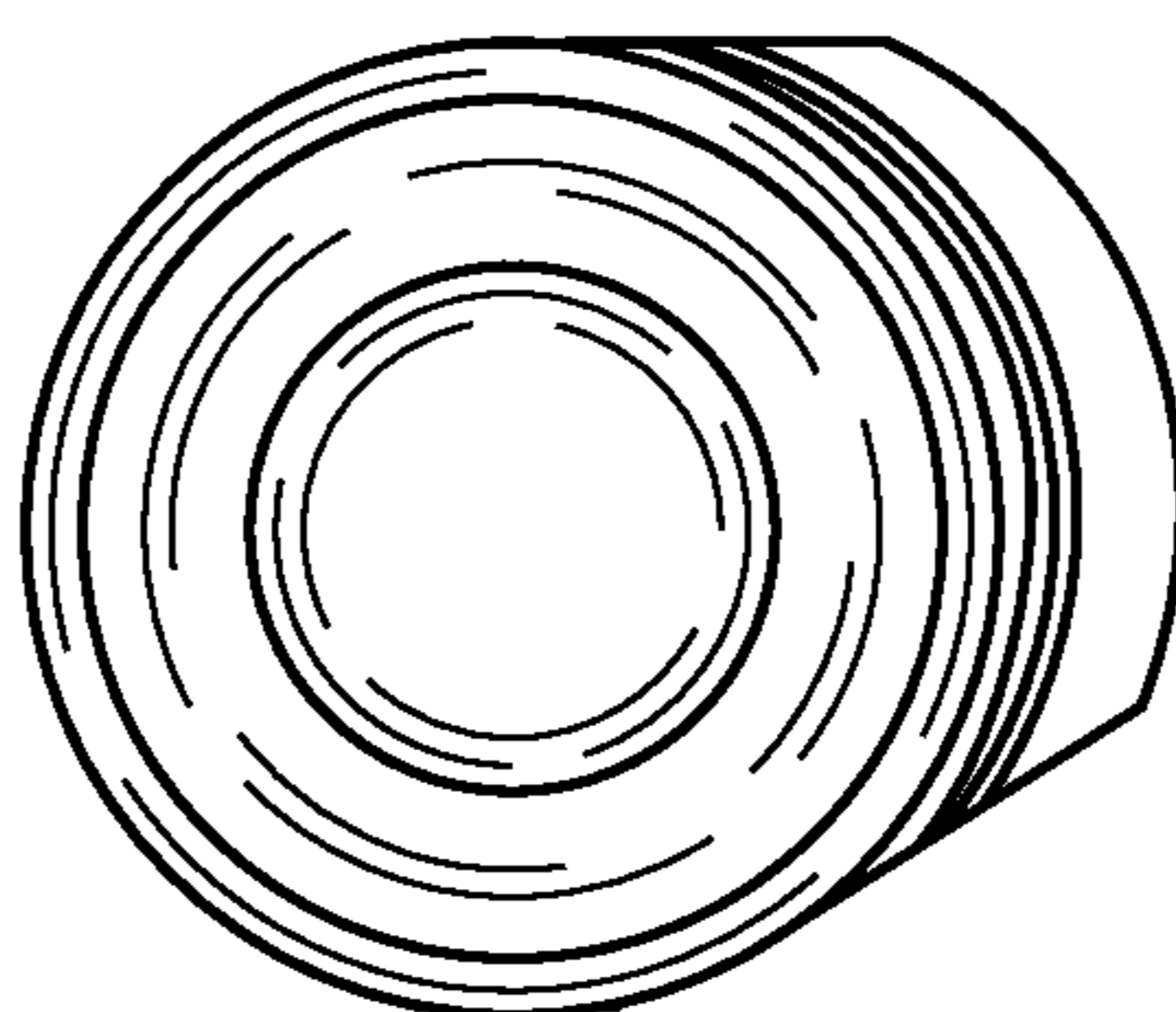


FIG. 7

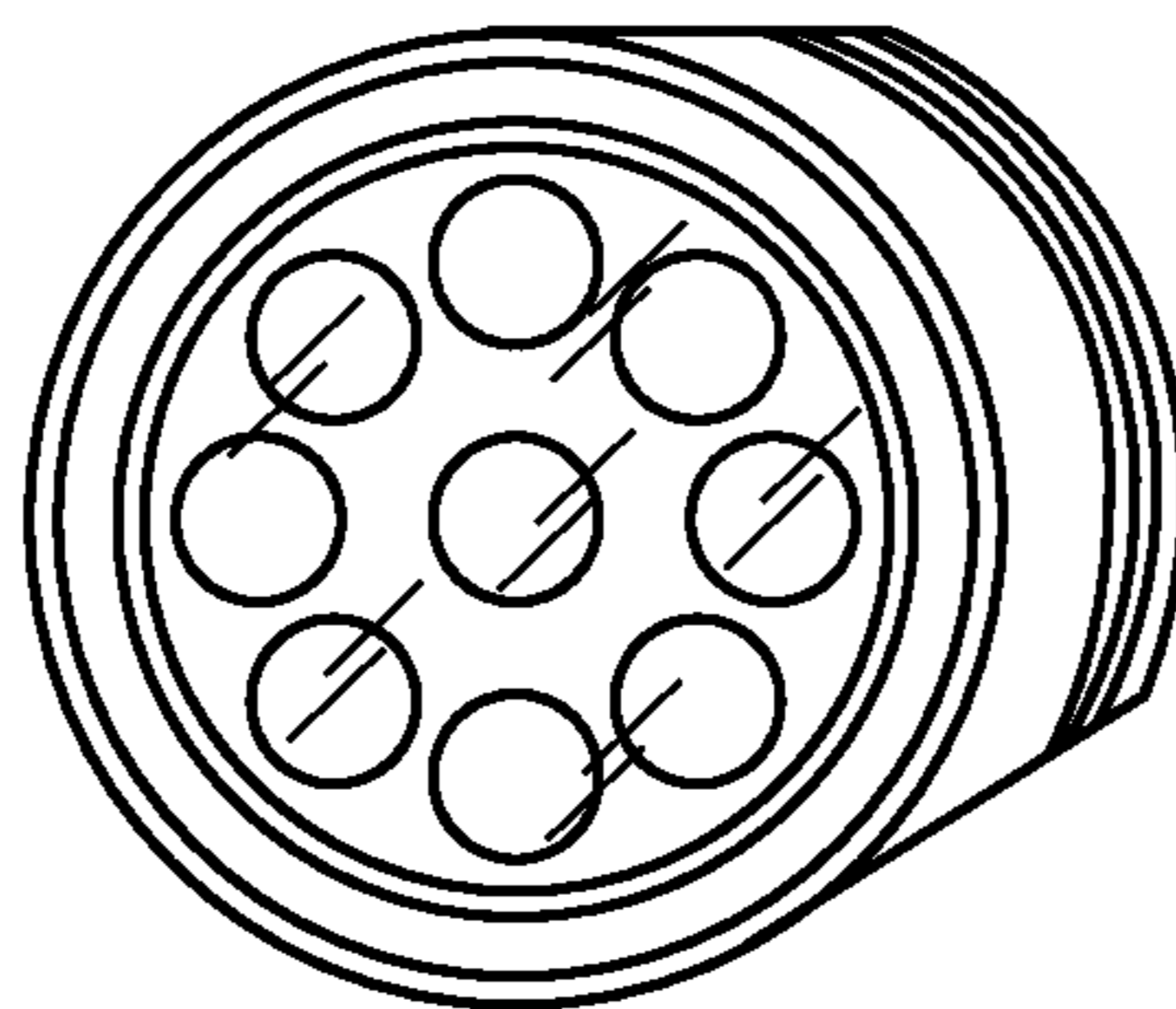


FIG. 8