



US00D693020S

(12) **United States Design Patent**  
**Degn**

(10) **Patent No.:** **US D693,020 S**

(45) **Date of Patent:** **\*\* Nov. 5, 2013**

(54) **LABORATORY DEVICE**

(71) Applicant: **Tecan Trading AG**, Männedorf (CH)

(72) Inventor: **Stefan Degn**, Altmünster (AT)

(73) Assignee: **Tecan Trading AG**, Mannedorf (CH)

(\*\*) Term: **14 Years**

(21) Appl. No.: **29/439,973**

(22) Filed: **Dec. 18, 2012**

**Related U.S. Application Data**

(62) Division of application No. 29/406,585, filed on Nov. 16, 2011, now Pat. No. Des. 682,440.

(30) **Foreign Application Priority Data**

Jul. 19, 2011 (CH) ..... 138182

(51) **LOC (9) Cl.** ..... **24-01**

(52) **U.S. Cl.**  
USPC ..... **D24/216; D24/232**

(58) **Field of Classification Search**  
USPC ..... D24/216, 217, 219, 223, 231, 232, 233,  
D24/107, 169, 186; D10/81; 422/62-65, 67,  
422/500, 547; 436/43, 45, 47; 435/287.1,  
435/287.3

See application file for complete search history.

(56) **References Cited**

U.S. PATENT DOCUMENTS

D228,454 S	9/1973	Amar et. al	
D354,354 S	1/1995	Yamashita et al.	
D380,273 S	6/1997	Emerson et al.	
D387,429 S *	12/1997	Murrell et al.	D24/232
D571,477 S	6/2008	Terrill	
D652,947 S *	1/2012	Philipak et al.	D24/216
D672,471 S *	12/2012	Franco et al.	D24/232

\* cited by examiner

*Primary Examiner* — Anhdao Doan

(74) *Attorney, Agent, or Firm* — McCormick, Paulding & Huber LLP

(57) **CLAIM**

The ornamental design for a laboratory device, substantially as shown and described.

**DESCRIPTION**

FIG. 1 is a left-hand side view of a laboratory device comprising a new, original and ornamental design;

FIG. 2 is a right-hand side view thereof;

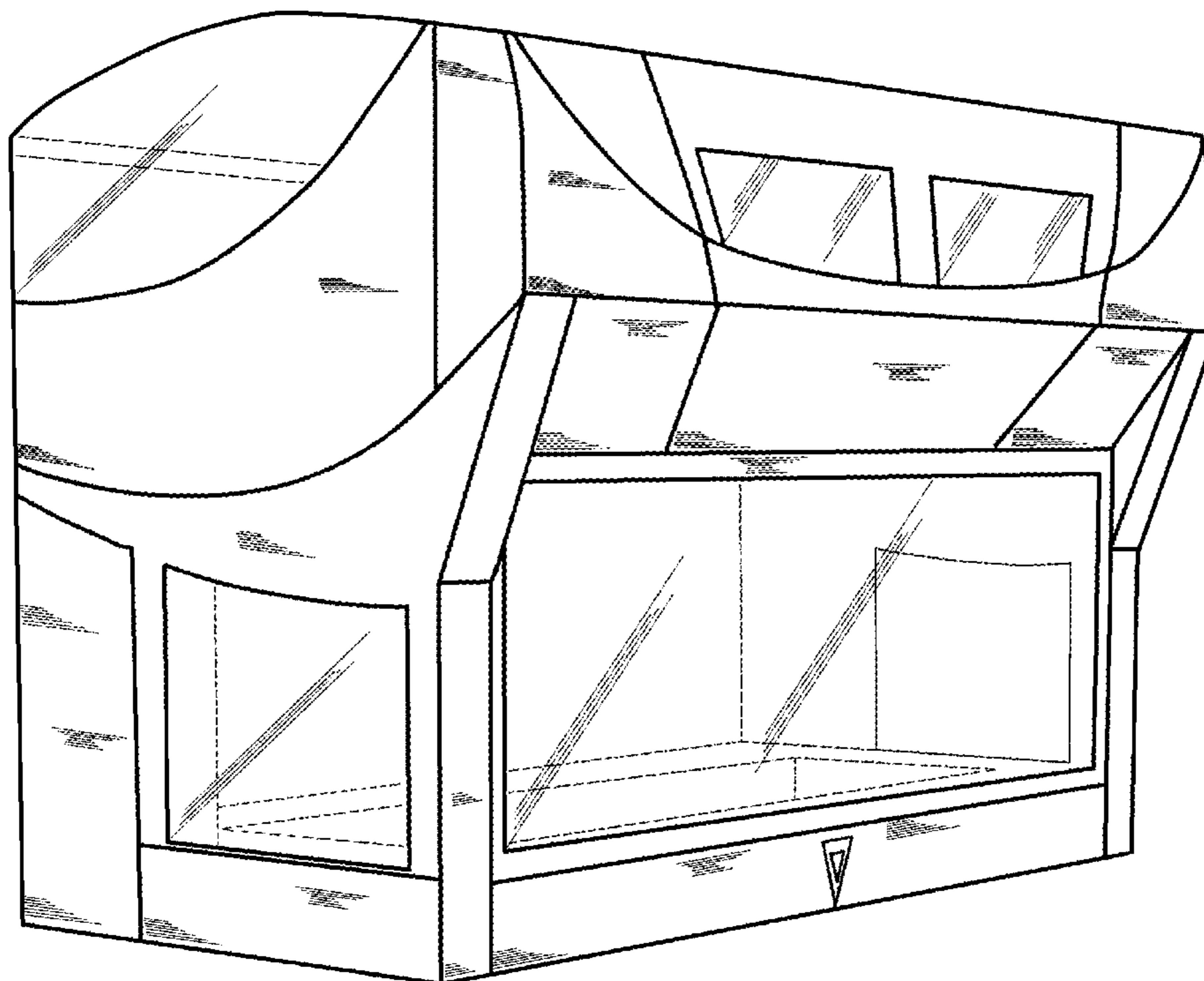
FIG. 3 is a front view thereof;

FIG. 4 is a front, right-hand side perspective view thereof; and,

FIG. 5 is a top view thereof.

The broken lines in the drawing views are included for the purpose of illustrating the unclaimed portions of the laboratory device and form no part of the claimed design.

**1 Claim, 5 Drawing Sheets**



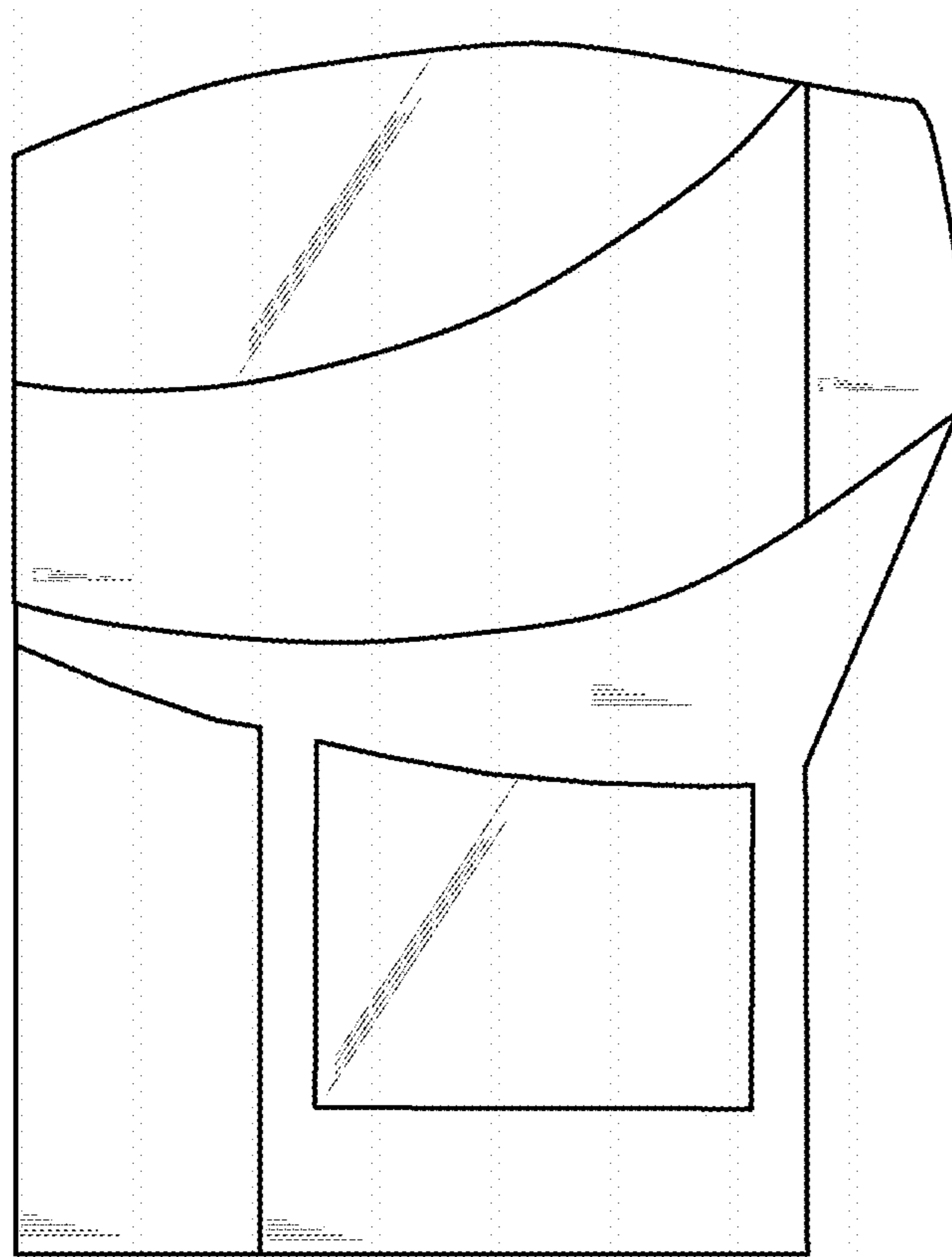


FIG. 1

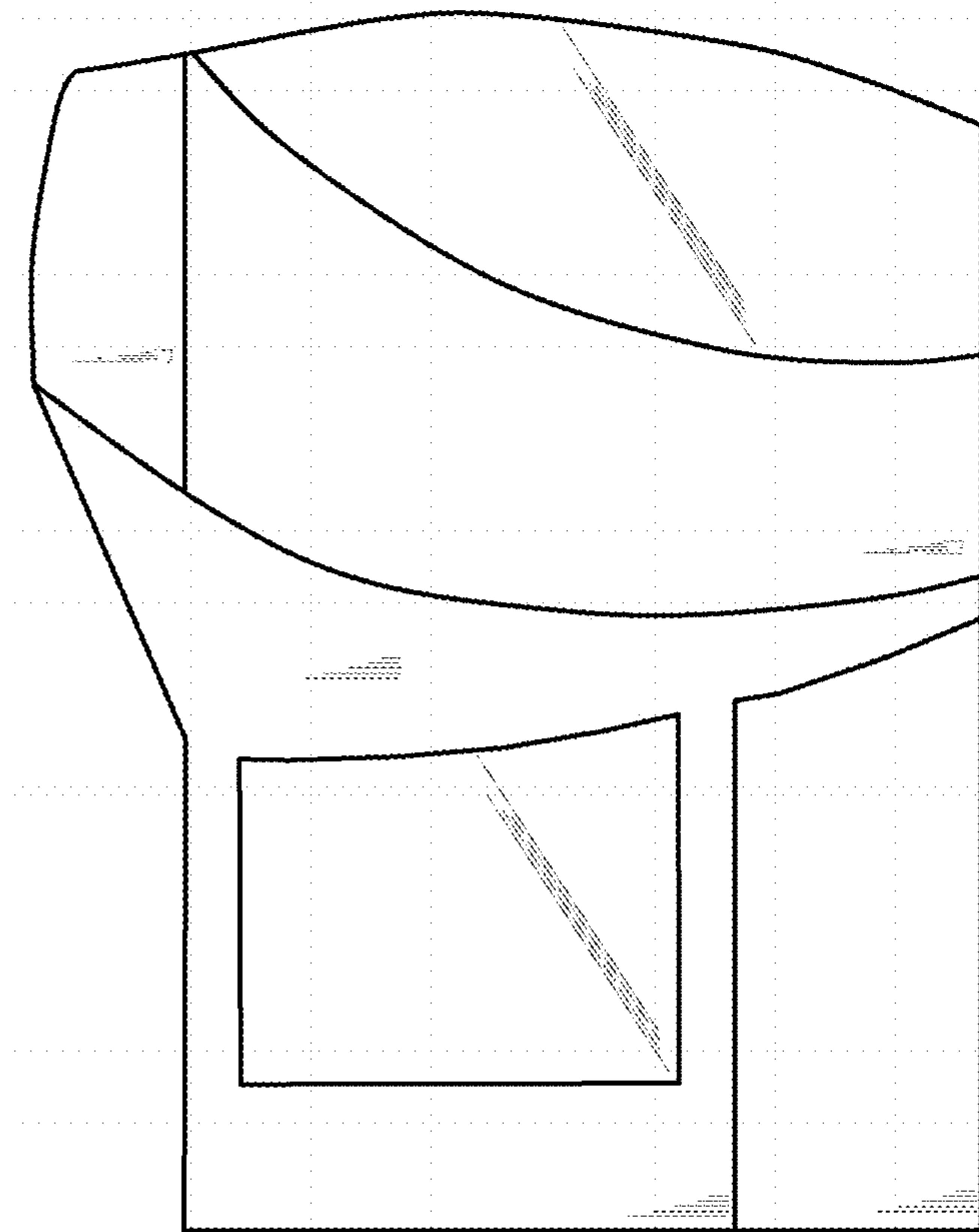


FIG. 2

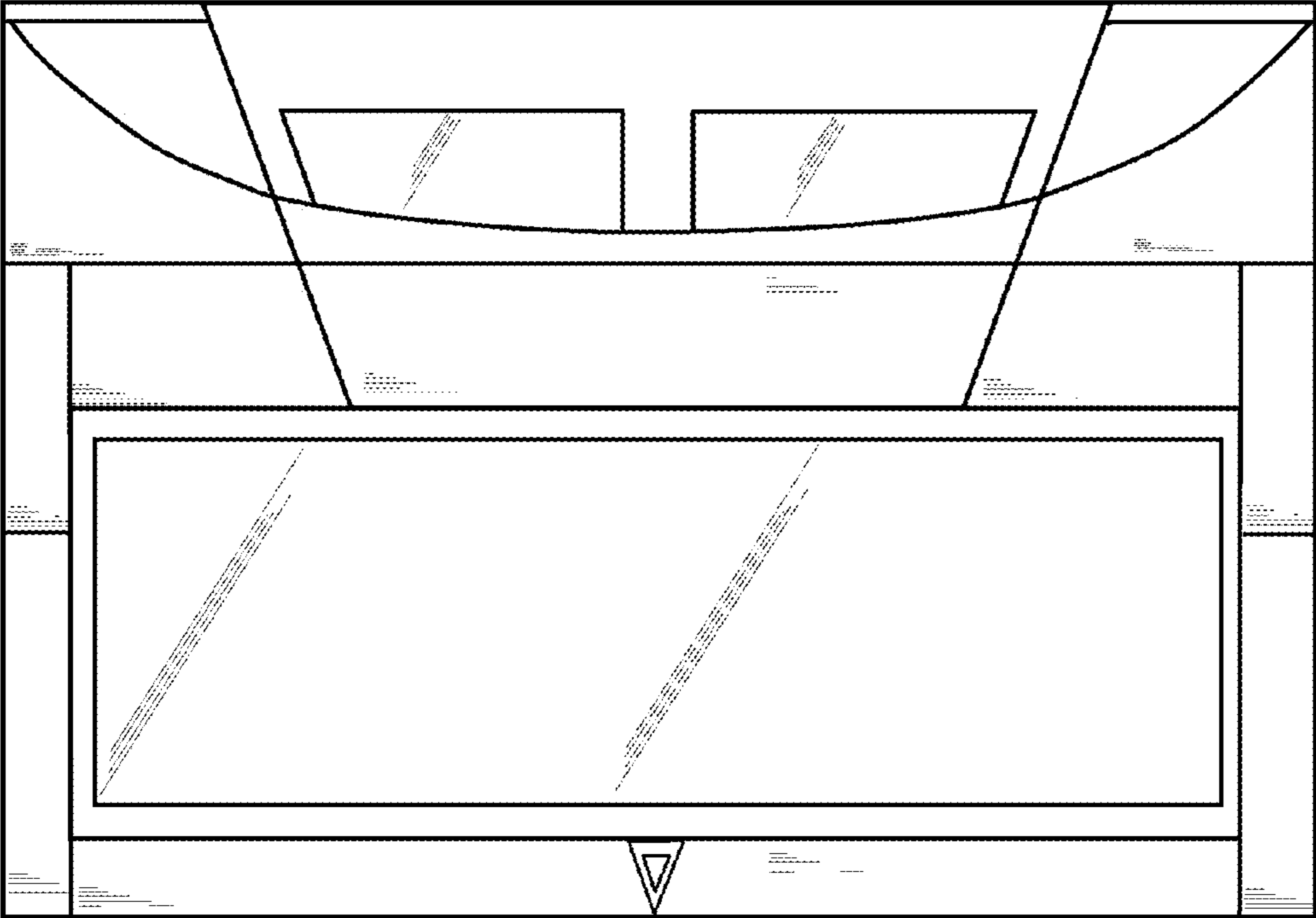


FIG. 3

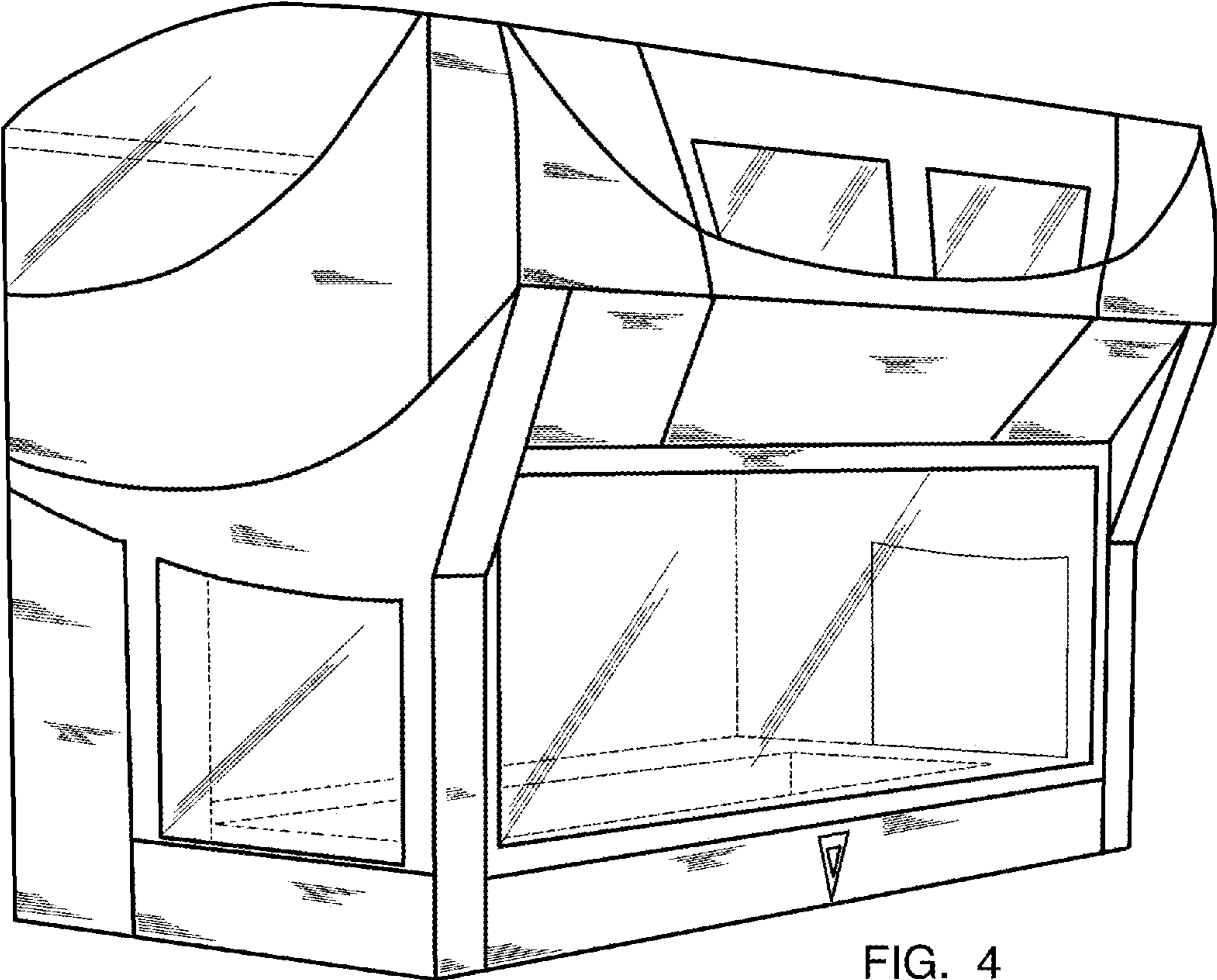


FIG. 4




FIG. 5