



US00D693016S

(12) **United States Design Patent**
Ma

(10) **Patent No.:** **US D693,016 S**

(45) **Date of Patent:** **** Nov. 5, 2013**

(54) **NECK MASSAGER**

(75) Inventor: **Xuejun Ma**, Shenzhen (CN)

(73) Assignee: **Shenzhen Breo Technology Co., Ltd.**,
Shenzhen (CN)

(**) Term: **14 Years**

(21) Appl. No.: **29/424,824**

(22) Filed: **Jun. 15, 2012**

(30) **Foreign Application Priority Data**

Jan. 9, 2012 (CN) 2012 3 004333

(51) **LOC (9) Cl.** **28-03**

(52) **U.S. Cl.**
USPC **D24/215**

(58) **Field of Classification Search**
USPC D24/200, 211, 212, 213, 214, 215;
601/118, 120, 121, 124, 125, 130, 131,
601/134, 135, 136, 137
See application file for complete search history.

(56) **References Cited**

U.S. PATENT DOCUMENTS

3,996,929 A * 12/1976 Mabuchi 601/124
D247,312 S * 2/1978 Zeiss D24/215
D250,835 S * 1/1979 Grube D24/215

D253,790 S * 12/1979 Grube D24/215
D355,033 S * 1/1995 Lee D24/190
5,545,456 A * 8/1996 Suida 428/76
D378,418 S * 3/1997 Bowker et al. D24/215
D389,585 S * 1/1998 Leventhal et al. D24/215
D605,778 S * 12/2009 Moon D24/212
D625,427 S * 10/2010 Lee D24/214

* cited by examiner

Primary Examiner — Sandra Snapp

(74) *Attorney, Agent, or Firm* — Hamre, Schumann, Mueller
& Larson, P.C.

(57) **CLAIM**

The ornamental design for a “neck massager,” as shown and described.

DESCRIPTION

The patent or application file contains at least one drawing executed in color. Copies of this patent or patent application publication with color drawings will be provided by the Office upon request and payment of the necessary fee.

FIG. 1 is a front, top and right side perspective view of a neck massager showing my new design;

FIG. 2 is a front elevational view thereof;

FIG. 3 is a rear elevational view thereof;

FIG. 4 is a left side elevational view thereof;

FIG. 5 is a right side elevational view thereof;

FIG. 6 is a top plan view thereof; and,

FIG. 7 is a bottom plan view thereof.

1 Claim, 2 Drawing Sheets
(2 of 2 Drawing Sheet(s) Filed in Color)



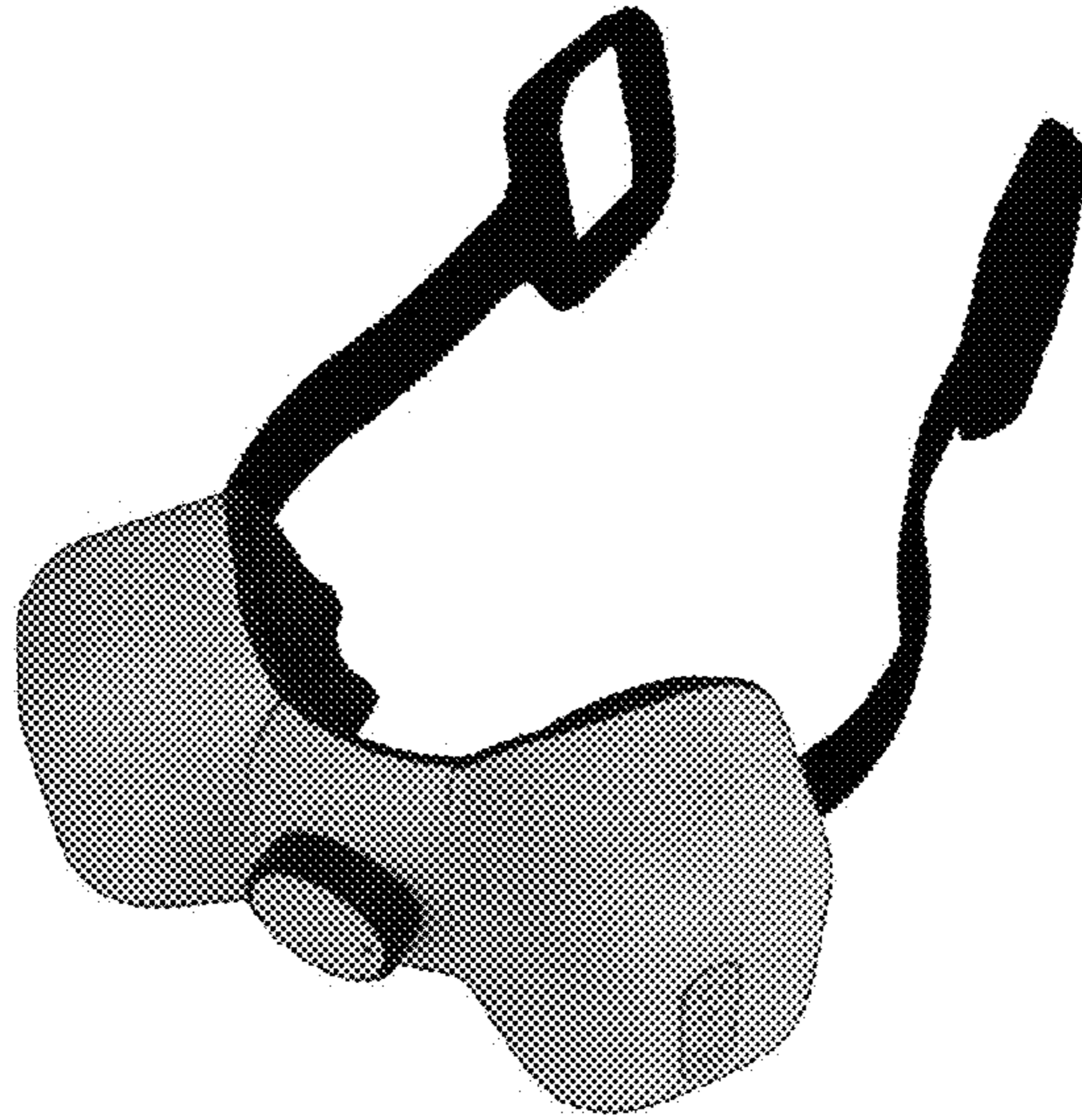


FIG. 1



FIG. 2

FIG. 3




FIG. 4




FIG. 5




FIG. 6

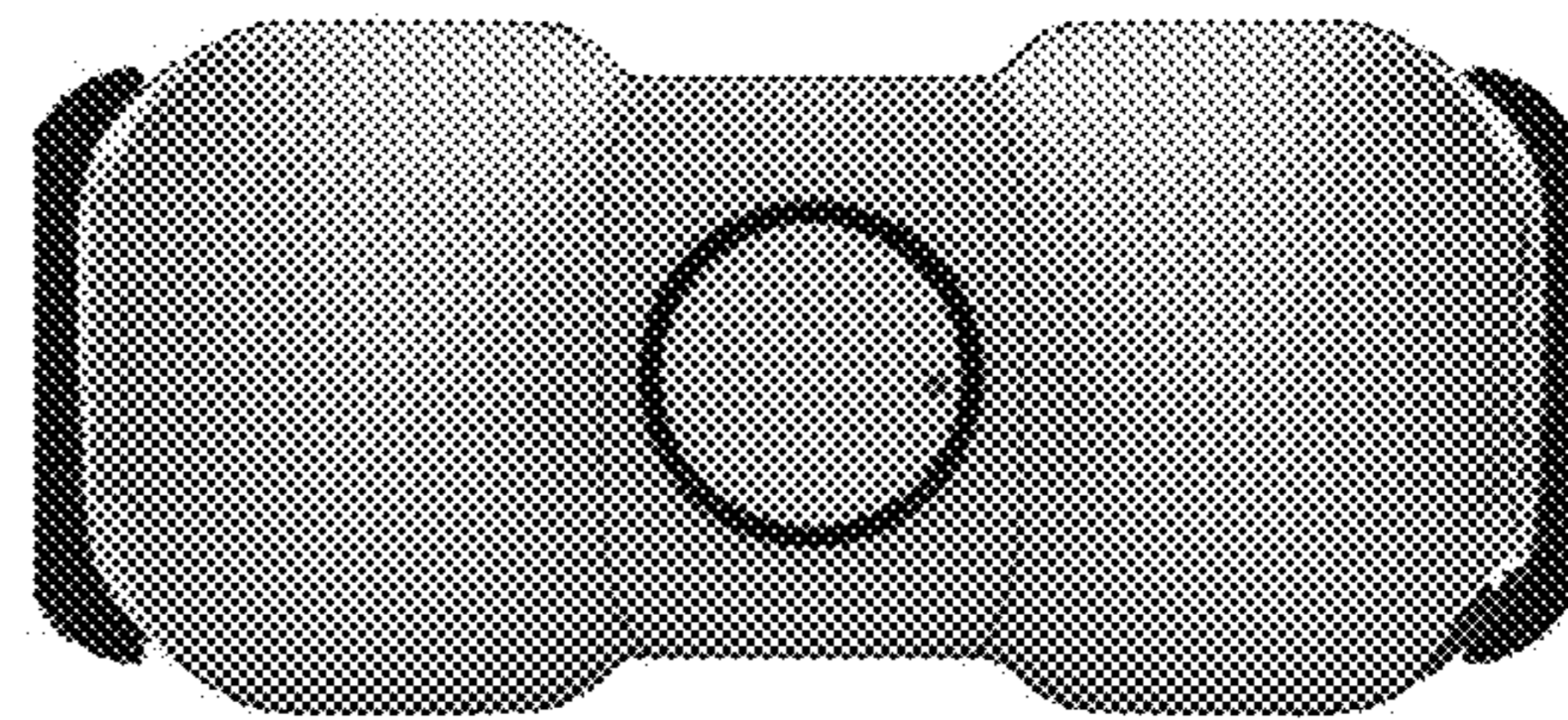


FIG. 7