

US00D692951S

(12) **United States Design Patent**
Saario et al.

(10) **Patent No.:** **US D692,951 S**
(45) **Date of Patent:** **** Nov. 5, 2013**

(54) **CONSUMER OPERATED KIOSK FOR BUYING AND/OR SELLING CONSUMER ELECTRONICS**

2004/0158502 A1 8/2004 Adams et al.
2006/0155637 A1 7/2006 Hawkes et al.
2012/0016518 A1 1/2012 Saario et al.

(71) Applicant: **Coinstar, Inc.**, Bellevue, WA (US)

FOREIGN PATENT DOCUMENTS

(72) Inventors: **Ross D. Saario**, Seattle, WA (US); **Tony W. Joe**, Chicago, IL (US); **Brian McNaboe**, Seattle, WA (US)

KR 20-1995-0028342 10/1995
KR 10-2001-0025153 4/2001
KR 10-2002-0059081 7/2002

(73) Assignee: **Outerwall Inc.**, Bellevue, WA (US)

OTHER PUBLICATIONS

(**) Term: **14 Years**

International Search Report and Written Opinion, PCT Application No. PCT/US11/44083, Mailed Feb. 9, 2012, 10 pages.

(21) Appl. No.: **29/444,428**

* cited by examiner

(22) Filed: **Jan. 30, 2013**

Primary Examiner — Mary Ann Calabrese

(51) **LOC (9) Cl.** **20-01**

(74) *Attorney, Agent, or Firm* — Perkins Coie LLP

(52) **U.S. Cl.**
USPC **D20/4**

(58) **Field of Classification Search**
USPC D20/1-9; 221/6, 12, 123, 126, 149,
221/150 R, 156, 187, 190, 251; D15/89;
D99/28; 312/36

(57) **CLAIM**

The ornamental design for the consumer operated kiosk for buying and/or selling consumer electronics, as shown and described.

See application file for complete search history.

DESCRIPTION

FIG. 1 is a front isometric view of an embodiment of a consumer operated kiosk for buying and/or selling consumer electronics showing our new design.

(56) **References Cited**

U.S. PATENT DOCUMENTS

D153,540 S * 4/1949 Otto D20/4
2,671,001 A * 3/1954 Ossanna, Jr. 312/36
5,355,987 A 10/1994 DeWoolfson et al.
D364,646 S * 11/1995 Maldanis D20/4
D484,915 S * 1/2004 Rawlins D20/4
7,373,317 B1 5/2008 Kopelman et al.
D593,157 S 5/2009 Segal et al.
D620,050 S * 7/2010 Hultzman et al. D20/2

FIG. 2 is a front view thereof.

FIG. 3 is a right side elevational view thereof.

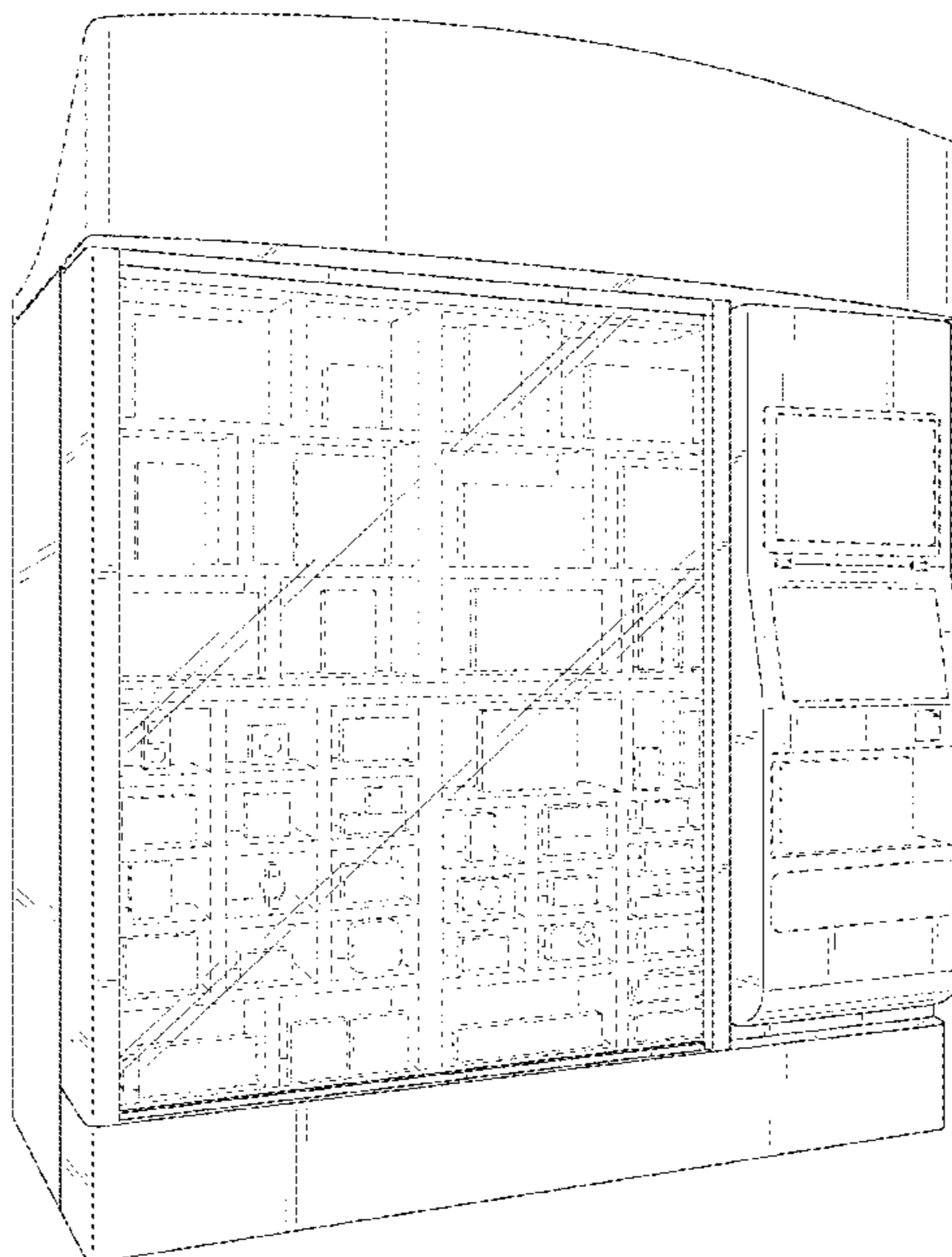
FIG. 4 is a left side elevational view thereof.

FIG. 5 is a back elevational view thereof; and,

FIG. 6 is a top plan view thereof.

The broken lines in the Figures illustrate various features of the consumer operated kiosk and items stored therein, and form no part of the claimed design.

1 Claim, 6 Drawing Sheets



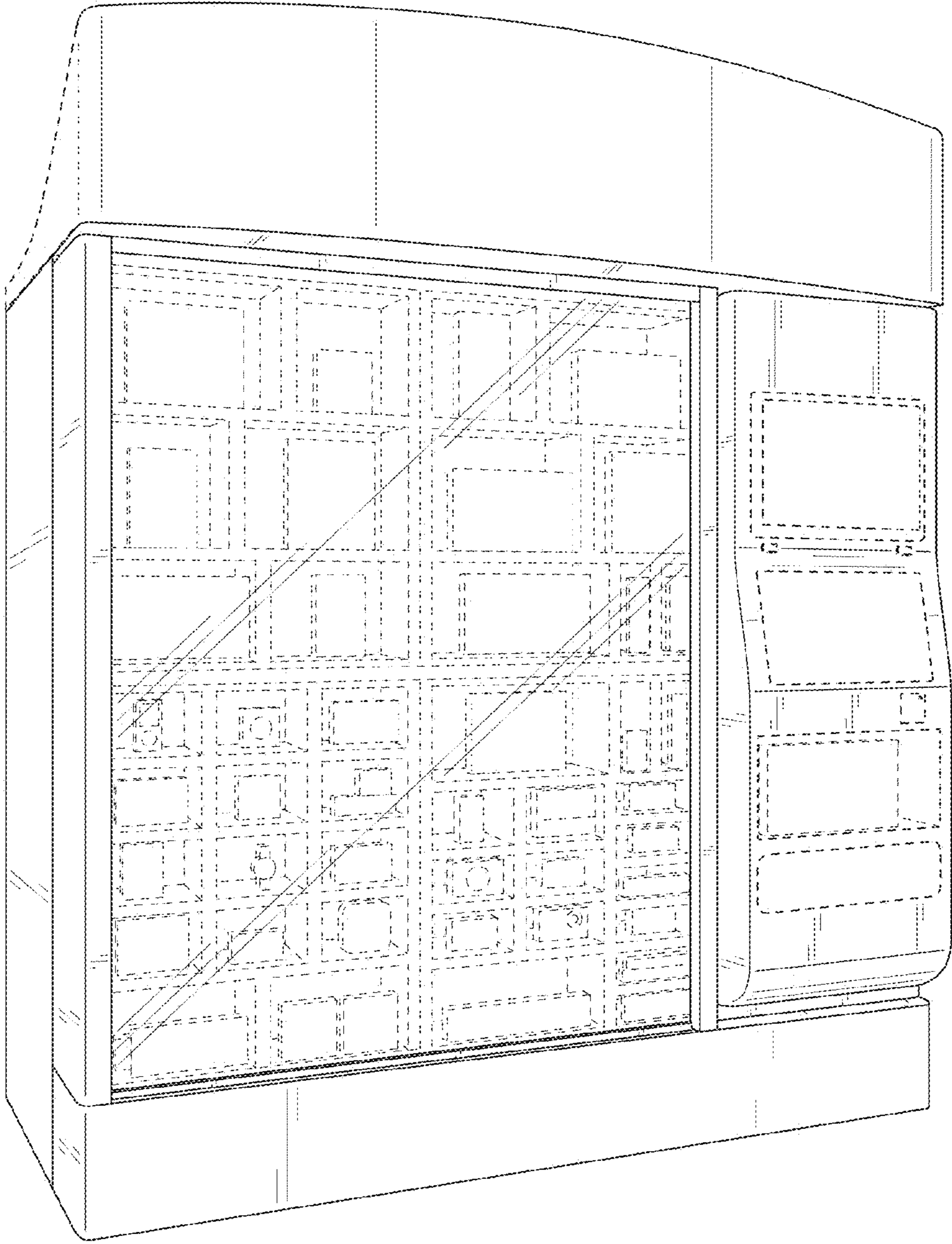


Fig. 1

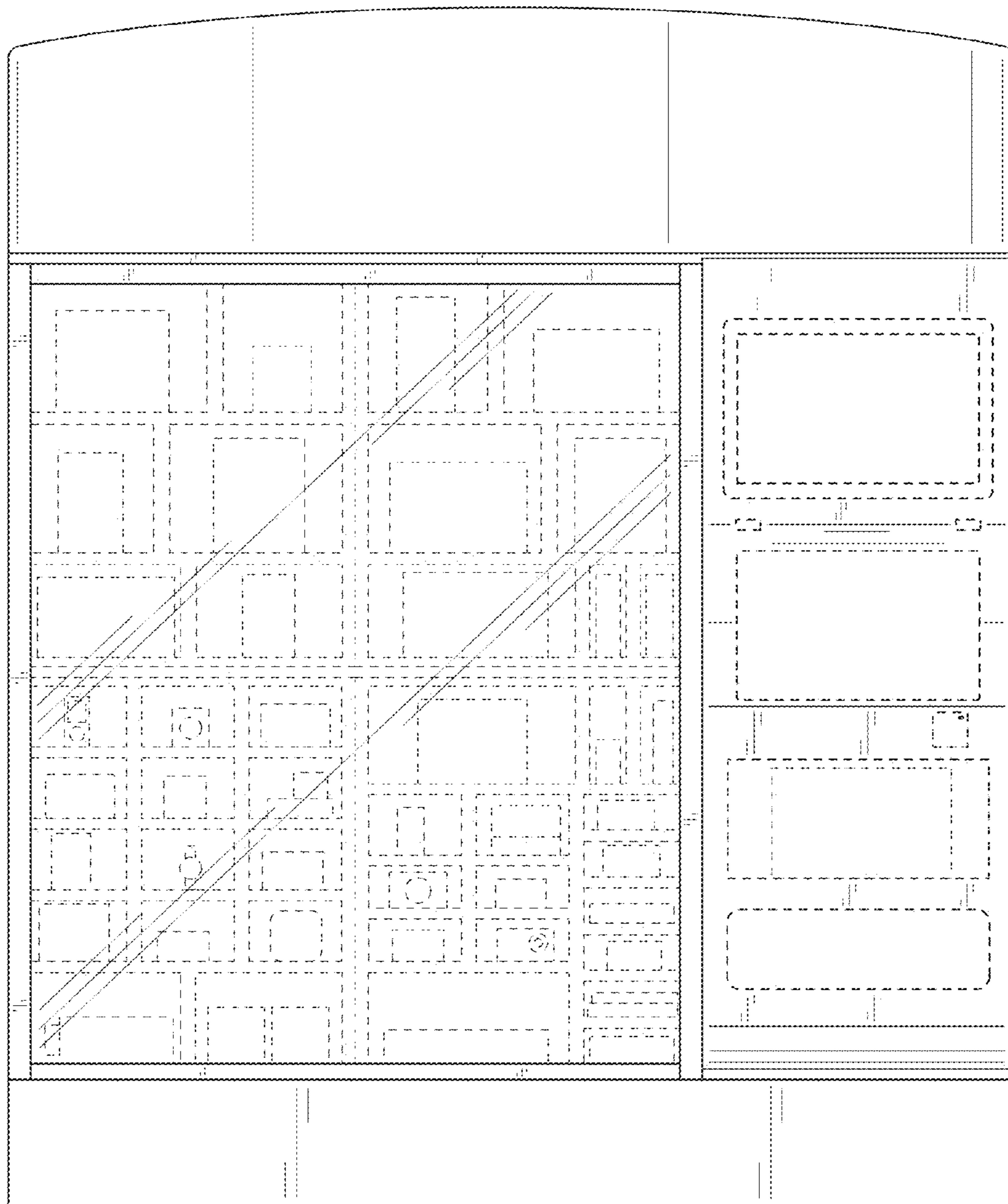


Fig. 2




Fig. 3

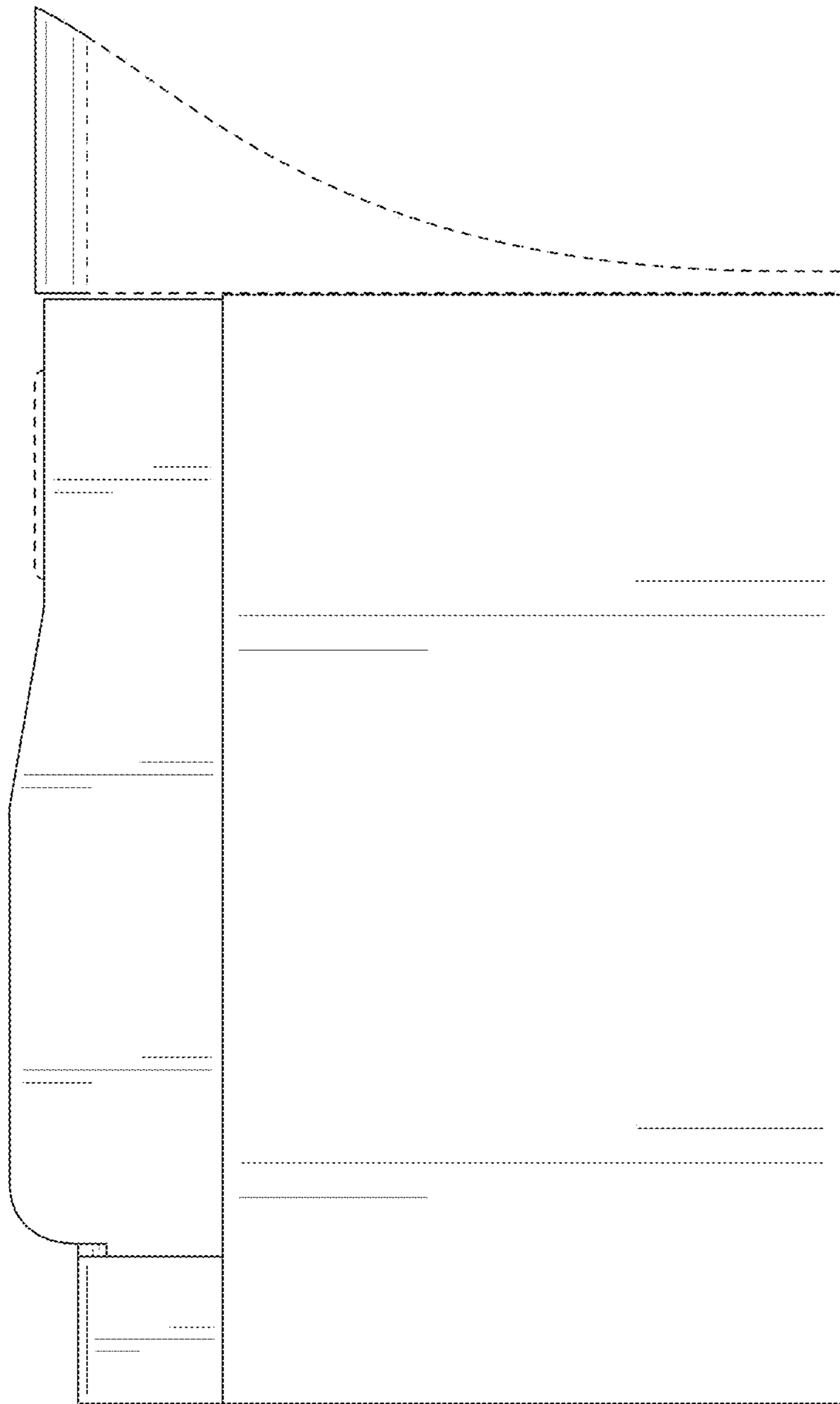


Fig. 4




Fig. 5

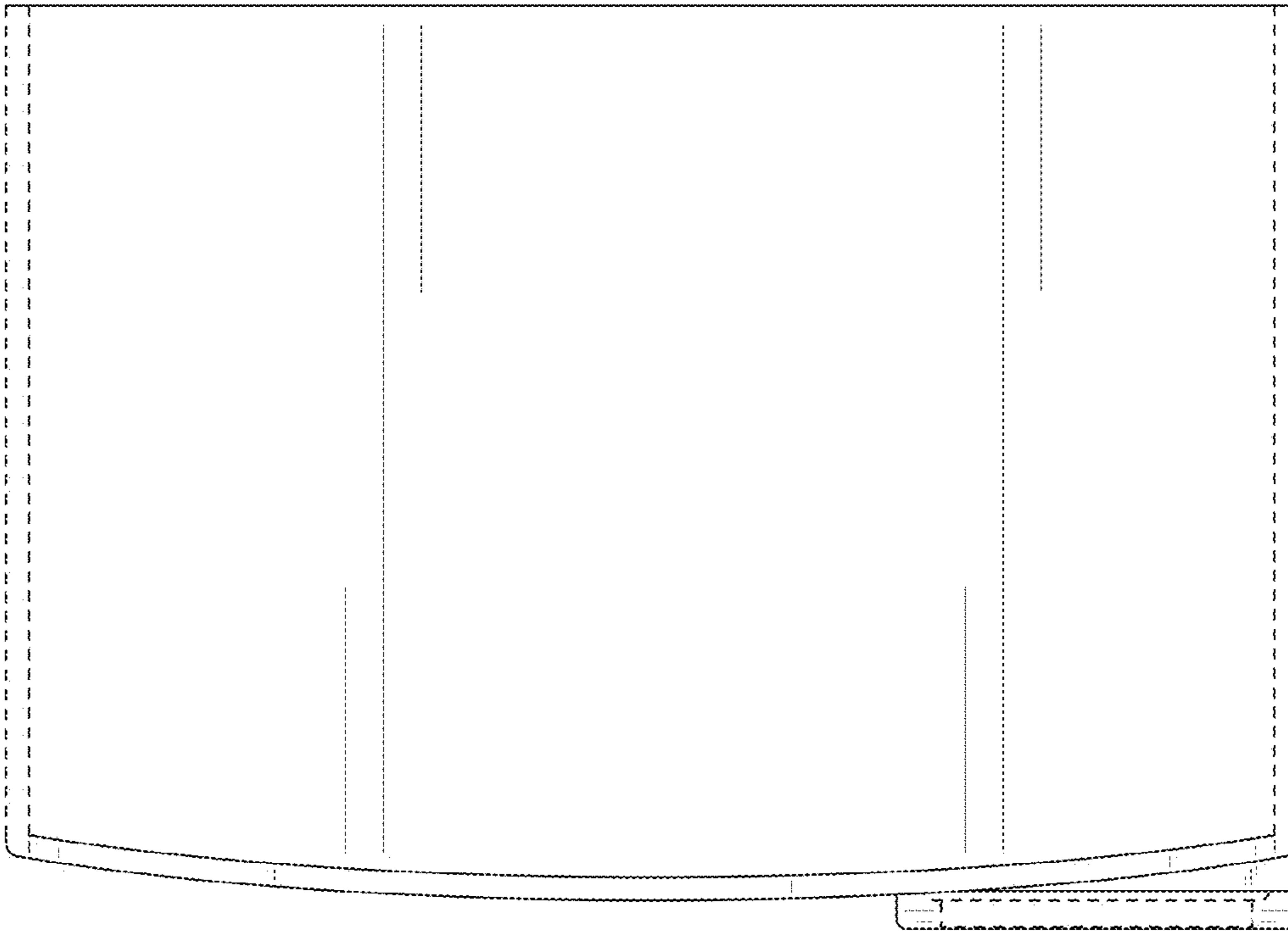


Fig. 6