



US00D692948S

(12) **United States Design Patent**
Boisdevesys et al.

(10) **Patent No.:** **US D692,948 S**
(45) **Date of Patent:** **** Nov. 5, 2013**

(54) **WRITING INSTRUMENT OR STYLUS**

(71) Applicant: **Societe Bic**, Clichy (FR)

(72) Inventors: **David Boisdevesys**, Virty-Sur-Seine (FR); **Franck Rolion**, Asnieres-Sur-Oise (FR)

(73) Assignee: **Societe Bic**, Clichy Cedex (FR)

(**) Term: **14 Years**

(21) Appl. No.: **29/432,701**

(22) Filed: **Sep. 19, 2012**

(30) **Foreign Application Priority Data**

Mar. 19, 2012 (EM) 002011049-0002

(51) **LOC (9) Cl.** **19-06**

(52) **U.S. Cl.**
USPC **D19/49**

(58) **Field of Classification Search**
USPC D14/411; D19/35, 36, 41-51, 53-58;
24/11 F, 11 P, 11 R; 401/52, 99-109,
401/192, 195, 196

See application file for complete search history.

(56) **References Cited**

U.S. PATENT DOCUMENTS

D168,227	S	*	11/1952	Kather	D19/51
D178,033	S	*	6/1956	Young et al.	D19/51
2,874,679	A	*	2/1959	Zepelovitch	401/148
D202,153	S	*	8/1965	Fehling et al.	D19/51
5,967,684	A	*	10/1999	Huang et al.	401/99
D417,698	S	*	12/1999	Tsuchida	D19/45
D430,206	S	*	8/2000	Holtzman et al.	D19/46
D569,431	S	*	5/2008	Qiu et al.	D19/51
D628,634	S	*	12/2010	Li	D19/47
D628,635	S	*	12/2010	Li	D19/47
D667,053	S	*	9/2012	Bolton	D19/41

* cited by examiner

Primary Examiner — Elizabeth Albert

(74) *Attorney, Agent, or Firm* — The H.T. Than Law Group

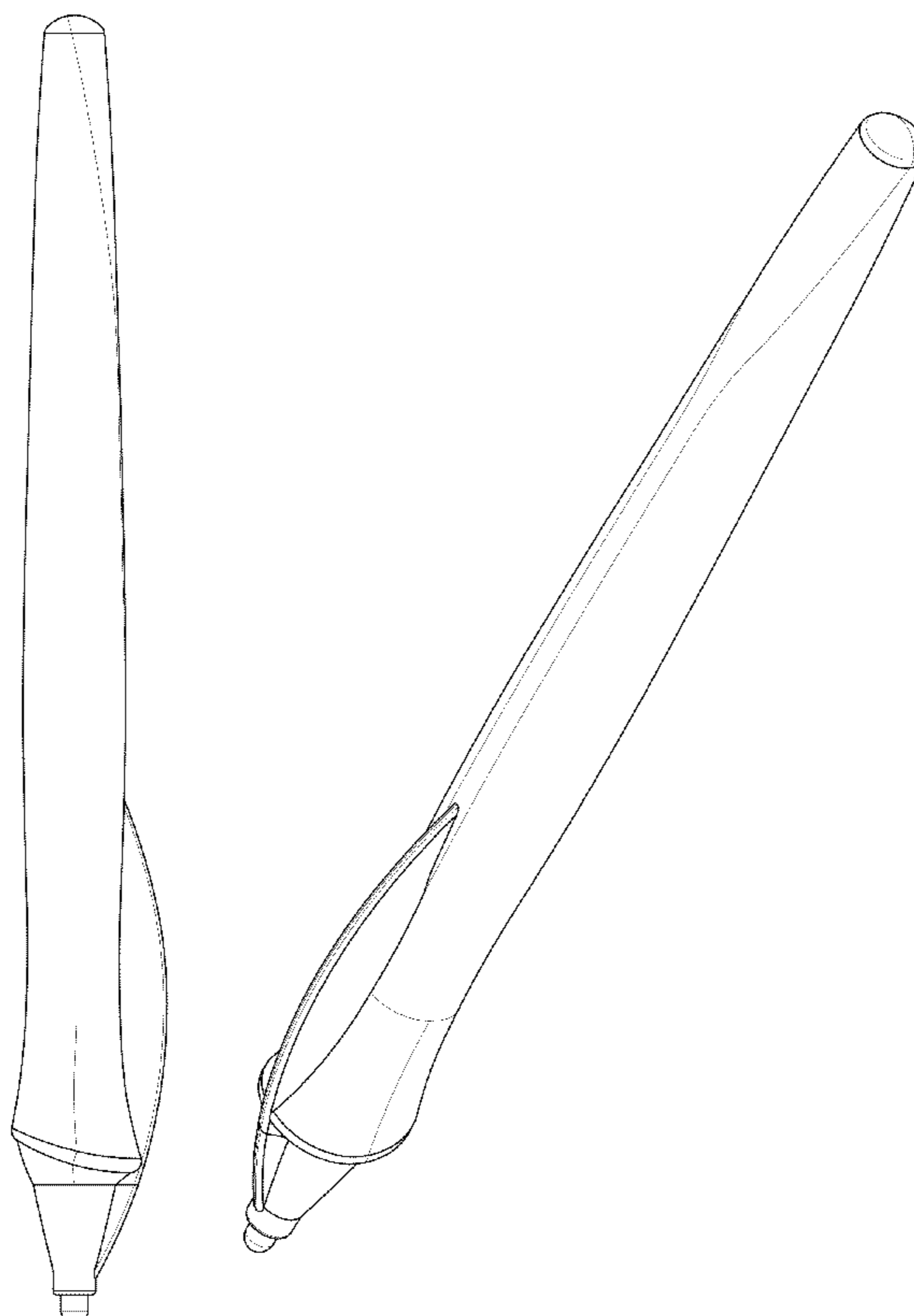
(57) **CLAIM**

The ornamental design for a writing instrument or stylus, as shown and described.

DESCRIPTION

FIG. 1 is a top view of an ornamental design for a writing instrument or stylus according to the present invention; FIG. 2 is a bottom elevational view thereof; FIG. 3 is a rear elevational view thereof; FIG. 4 is a right side view thereof; FIG. 5 is a perspective view thereof; FIG. 6 is a front view thereof; and, FIG. 7 is a left view thereof.

1 Claim, 7 Drawing Sheets



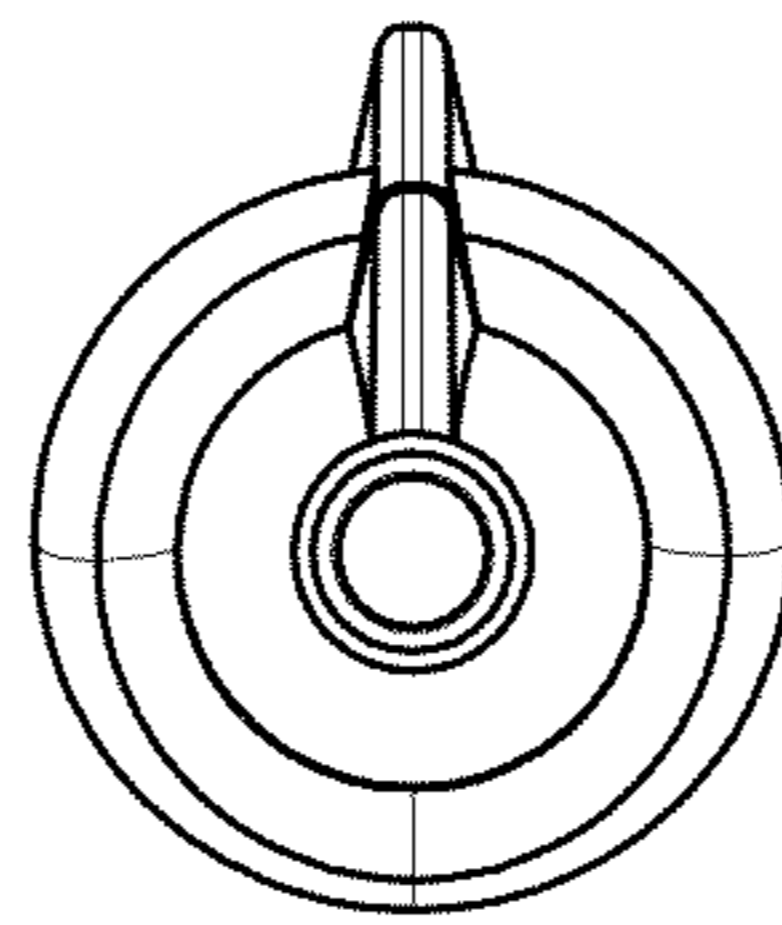


Fig. 1

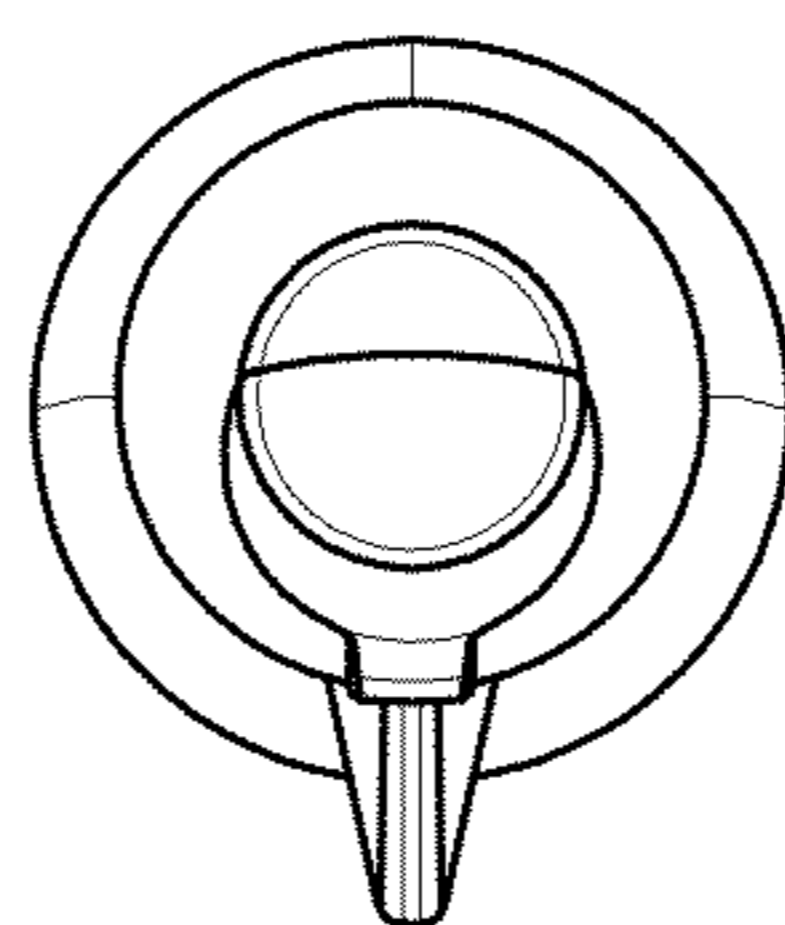


Fig. 2

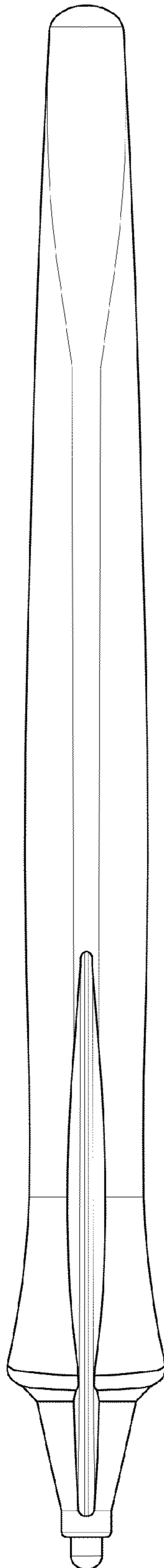


Fig. 3




Fig. 4

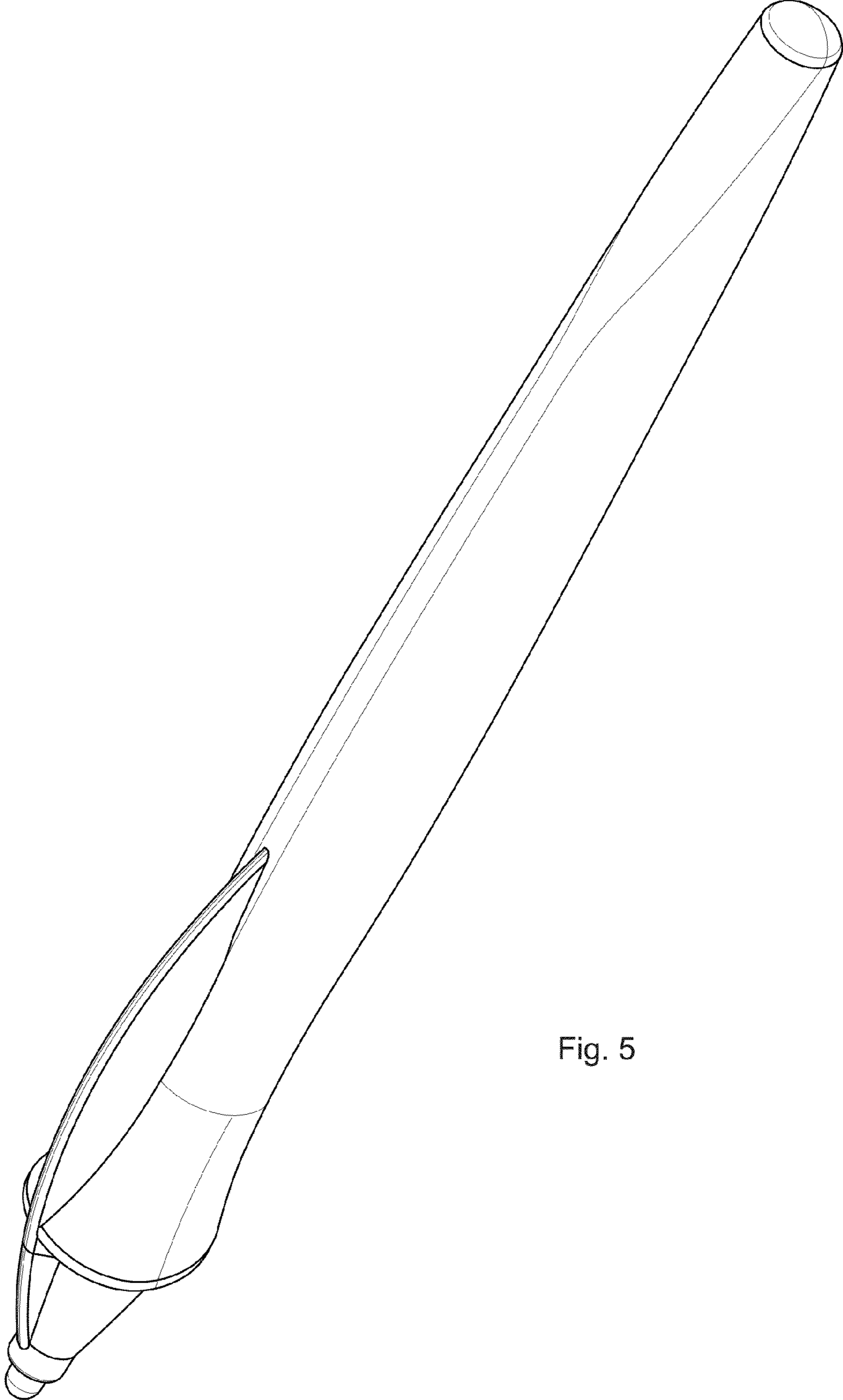


Fig. 5




Fig. 6

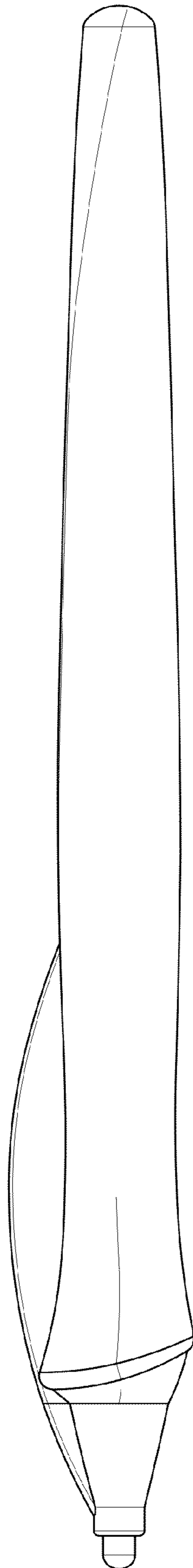


Fig. 7