



US00D692938S

(12) **United States Design Patent**
Seo et al.

(10) **Patent No.:** **US D692,938 S**
(45) **Date of Patent:** **** Nov. 5, 2013**

(54) **SECURITY CAMERA**

(75) Inventors: **Minji Seo**, Gyeonggi-do (KR); **Junki Kim**, Seoul (KR); **Sunguk Kim**, Gyeonggi-do (KR)

(73) Assignee: **LG Electronics Inc.**, Seoul (KR)

(**) Term: **14 Years**

(21) Appl. No.: **29/427,506**

(22) Filed: **Jul. 19, 2012**

(30) **Foreign Application Priority Data**

Jan. 20, 2012 (KR) 30-2012-0003227

(51) **LOC (9) Cl.** **16-01**

(52) **U.S. Cl.**
USPC **D16/203**

(58) **Field of Classification Search**
USPC D16/200, 202, 203, 218; 348/143, 151,
348/373-376; 396/427, 535-541
See application file for complete search history.

(56) **References Cited**

U.S. PATENT DOCUMENTS

D412,924 S * 8/1999 Hiraguchi D16/203
6,715,940 B2 * 4/2004 Top et al. 396/427

D494,992 S * 8/2004 Seo D16/203
D497,927 S * 11/2004 Arbuckle et al. D16/203
D556,236 S * 11/2007 Kim D16/203
D584,756 S * 1/2009 Yamakawa D16/203
7,661,890 B2 * 2/2010 Basho 396/427
D639,842 S * 6/2011 Zeinoun et al. D16/203
D647,553 S * 10/2011 Park D16/203
8,325,231 B2 * 12/2012 Oomori 348/143

* cited by examiner

Primary Examiner — Adir Aronovich

(74) *Attorney, Agent, or Firm* — Birch, Stewart, Kolasch & Birch, LLP

(57) **CLAIM**

The ornamental design for a security camera, as shown and described.

DESCRIPTION

FIG. 1 is a perspective view of a security camera showing our new design;
FIG. 2 is a front elevational view thereof;
FIG. 3 is a rear elevational view thereof;
FIG. 4 is a left side elevational view thereof, the undisclosed right side view being a mirror image of the left side.
FIG. 5 is a top plan view thereof; and,
FIG. 6 is a bottom plan view thereof.

1 Claim, 6 Drawing Sheets

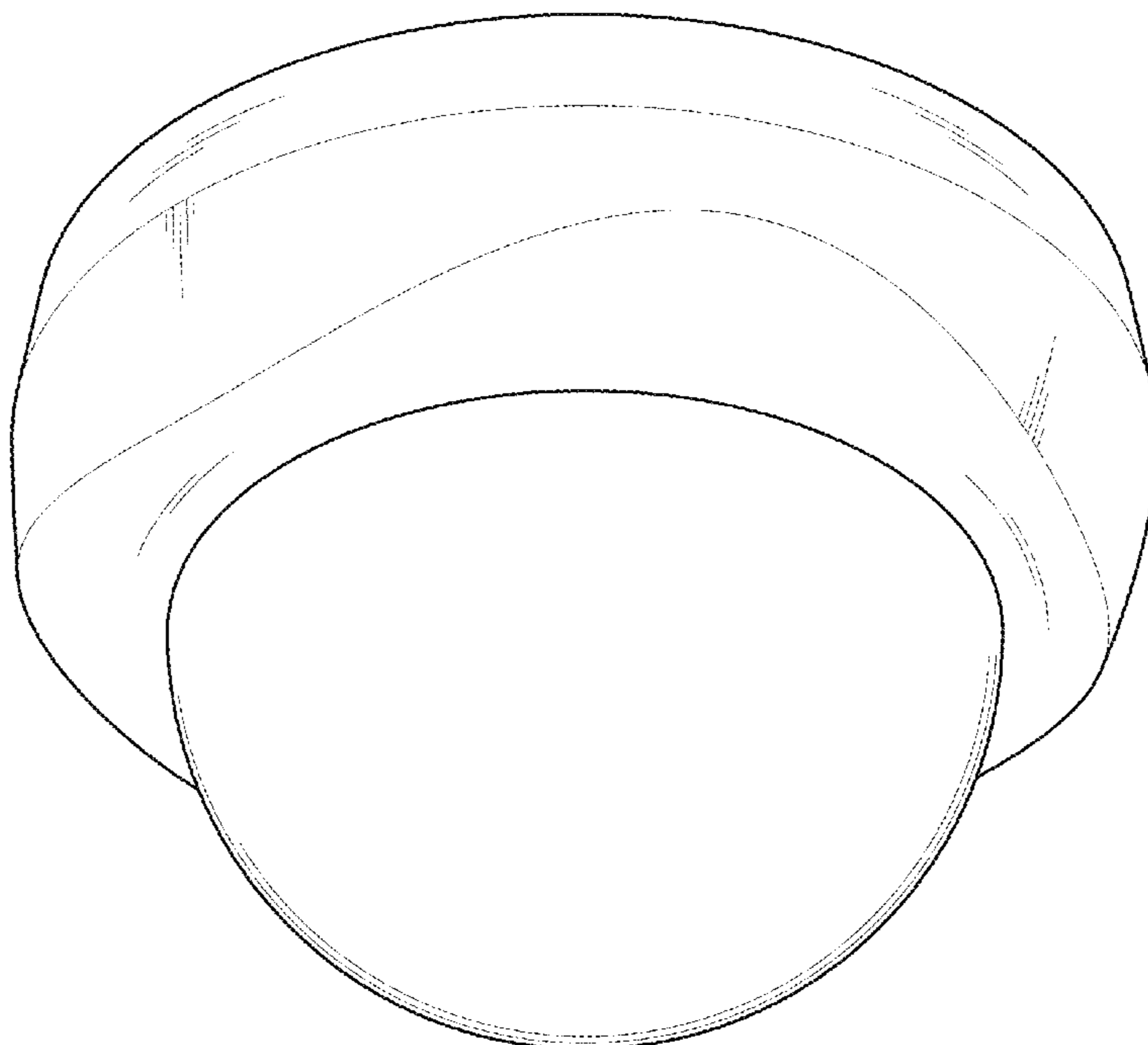


FIG. 1

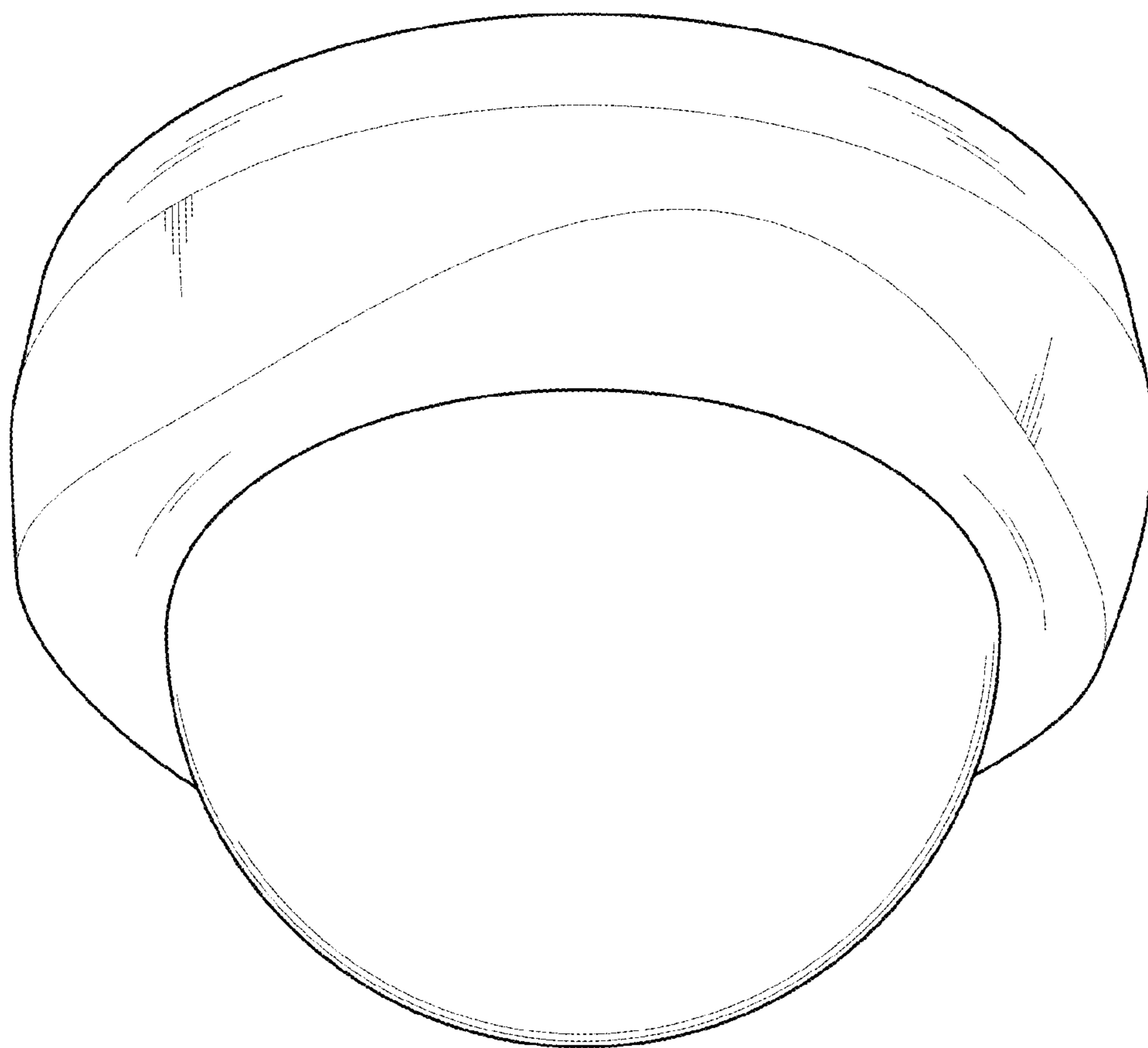


FIG. 2

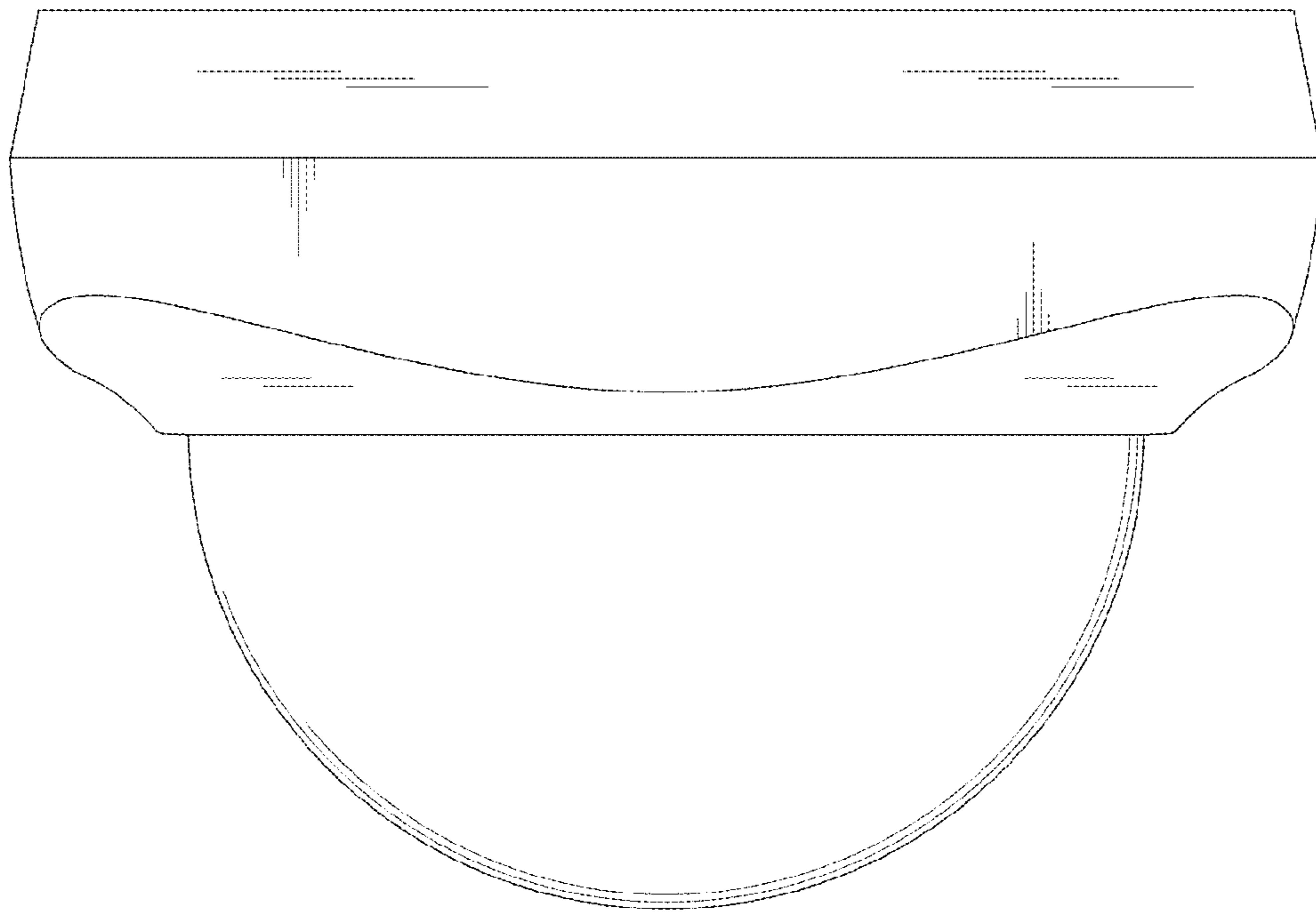


FIG. 3

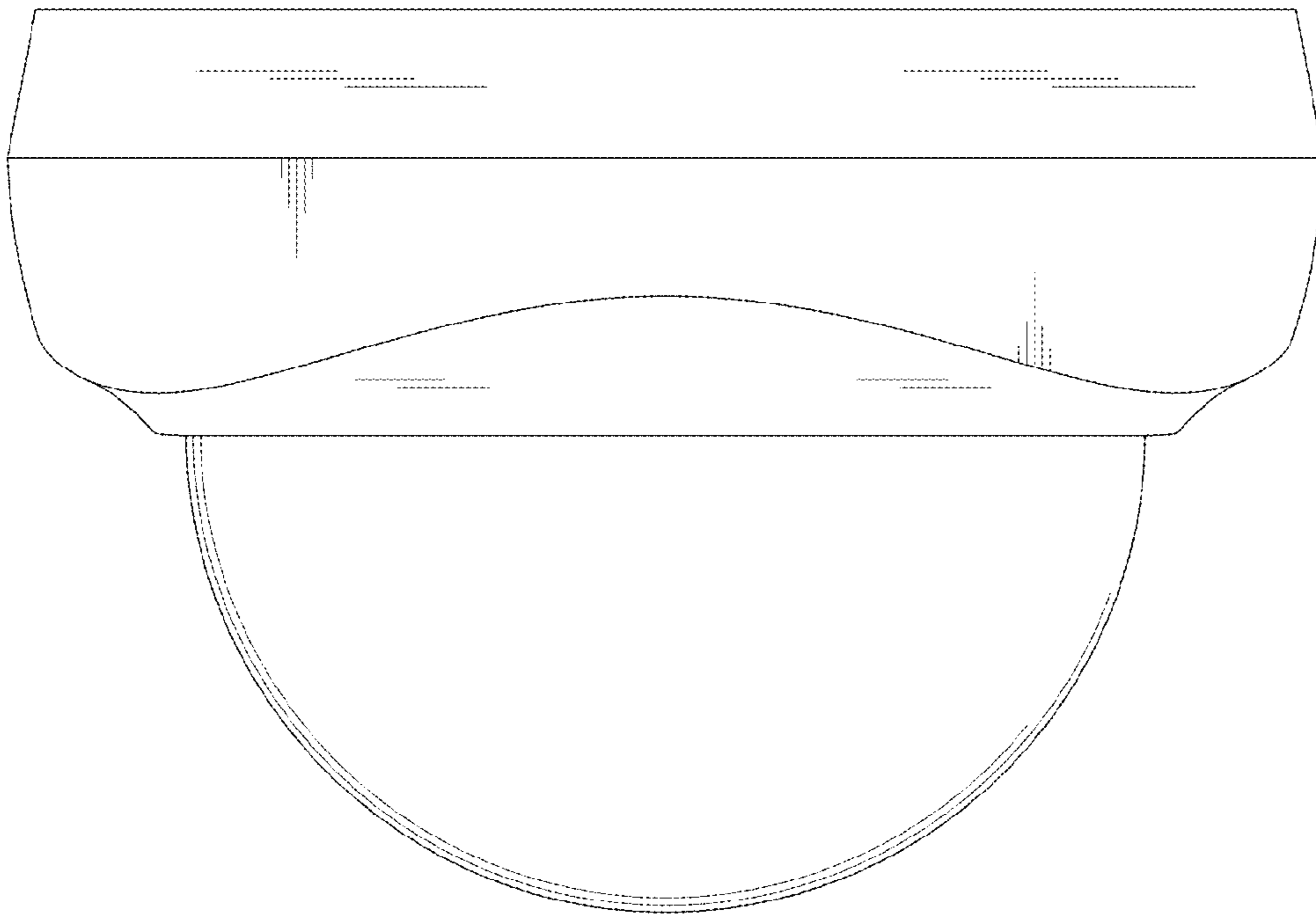


FIG. 4

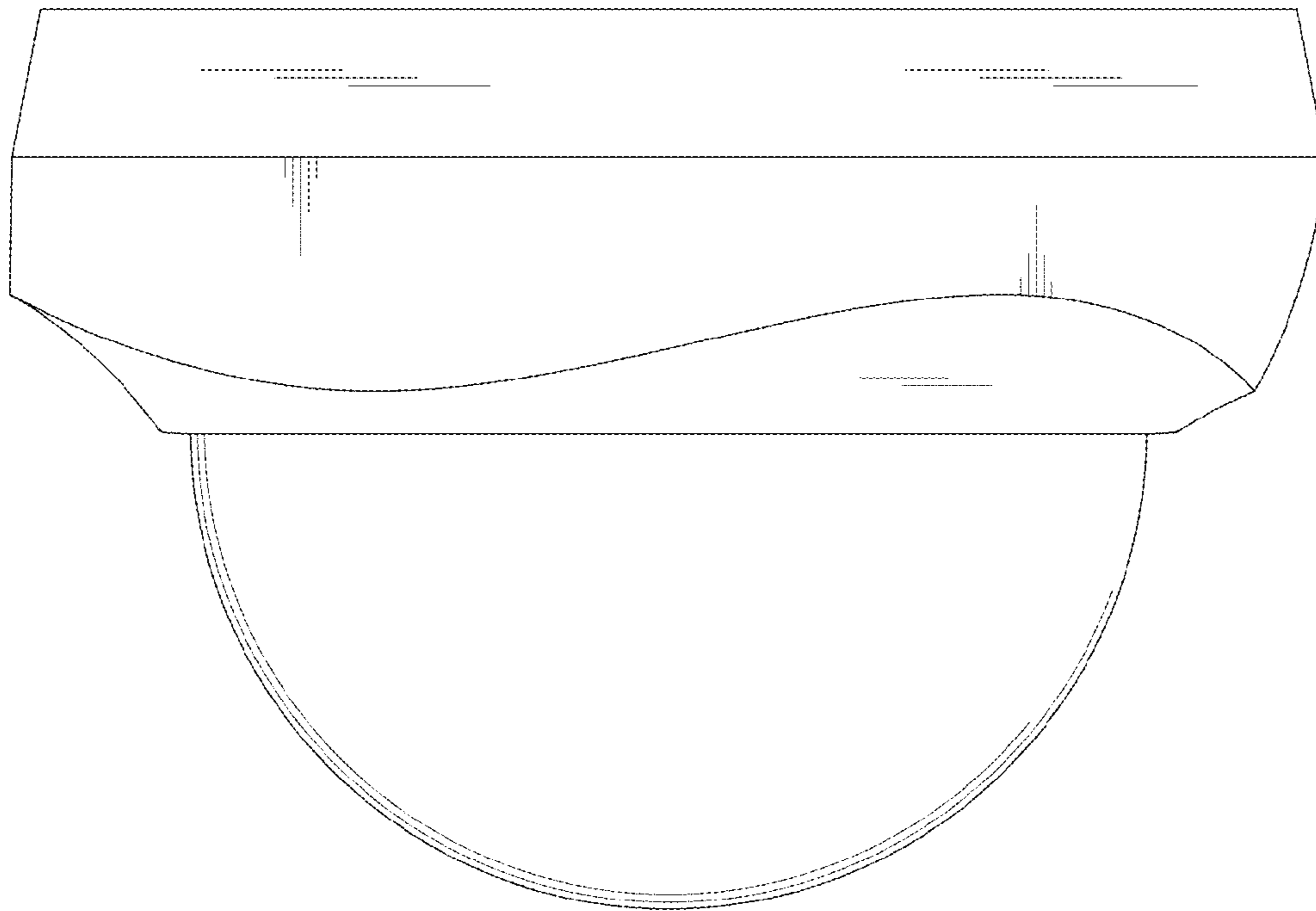


FIG. 5




FIG. 6

