



US00D692932S

(12) **United States Design Patent**
Roekens

(10) **Patent No.:** **US D692,932 S**
(45) **Date of Patent:** **** Nov. 5, 2013**

(54) **COOLER**

(71) Applicant: **The Coca-Cola Company**, Atlanta, GA
(US)

(72) Inventor: **Jurgen Roekens**, Kampehout (BE)

(73) Assignee: **The Coca-Cola Company**, Atlanta, GA
(US)

(**) Term: **14 Years**

(21) Appl. No.: **29/446,155**

(22) Filed: **Feb. 21, 2013**

Related U.S. Application Data

(62) Division of application No. 29/417,457, filed on Apr. 4, 2012, now Pat. No. Des. 679,735.

(51) **LOC (9) Cl.** **15-07**

(52) **U.S. Cl.**
USPC **D15/89**

(58) **Field of Classification Search**
USPC D15/79-88, 91; D6/449, 470-472, 479;
62/3.6, 3.61-3.64, 246-255, 289, 440,
62/467, 531; 312/400-409, 114, 116
See application file for complete search history.

(56) **References Cited**

U.S. PATENT DOCUMENTS

| | | | |
|--------------|---------|---------------------|--------|
| D363,398 S * | 10/1995 | Branz et al. | D6/472 |
| D441,770 S * | 5/2001 | Bardin et al. | D15/81 |
| D481,400 S * | 10/2003 | Sintjan et al. | D15/81 |
| D511,176 S * | 11/2005 | Howell | D15/81 |
| D513,014 S * | 12/2005 | Seki | D15/81 |
| D541,315 S * | 4/2007 | Trulaske, Sr. | D15/88 |
| D625,341 S * | 10/2010 | Voron et al. | D15/81 |
| D633,532 S * | 3/2011 | Horn et al. | D15/81 |

| | | | |
|-----------------|---------|----------------------|--------|
| D646,307 S * | 10/2011 | Schaffer et al. | D15/81 |
| D647,113 S * | 10/2011 | Howell | D15/81 |
| 2011/0239675 A1 | 10/2011 | Roekens | |
| 2011/0239677 A1 | 10/2011 | Roekens | |

FOREIGN PATENT DOCUMENTS

WO 2011/123487 A2 10/2011

* cited by examiner

Primary Examiner — Mitchell Siegel

(74) *Attorney, Agent, or Firm* — Sutherland Asbill & Brennan LLP

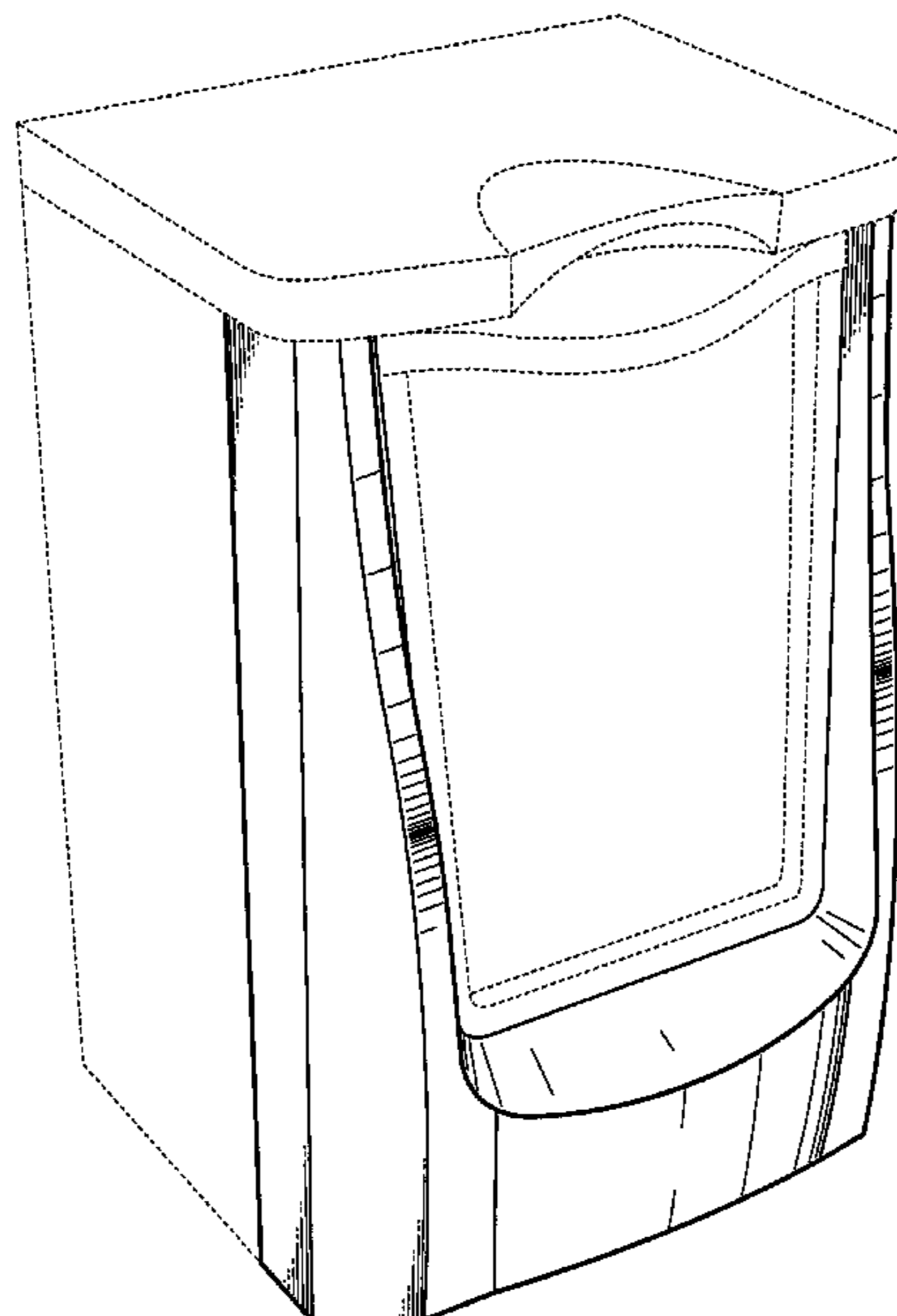
(57) **CLAIM**

The ornamental design for a cooler, as shown and described.

DESCRIPTION

FIG. 1 is a perspective view of a cooler showing my new design;
FIG. 2 is a front view thereof;
FIG. 3 is a right side view thereof;
FIG. 4 is a left side view thereof;
FIG. 5 is a rear view thereof;
FIG. 6 is a top plan view thereof;
FIG. 7 is a perspective view of a second embodiment of a cooler showing my new design;
FIG. 8 is a front view thereof;
FIG. 9 is a right side view thereof;
FIG. 10 is a left side view thereof;
FIG. 11 is a rear view thereof; and,
FIG. 12 is a top plan view thereof.
The broken line showing of FIGS. 1-12 is for the purpose of illustrating portions of the cooler and forms no part of the claimed design.

1 Claim, 12 Drawing Sheets



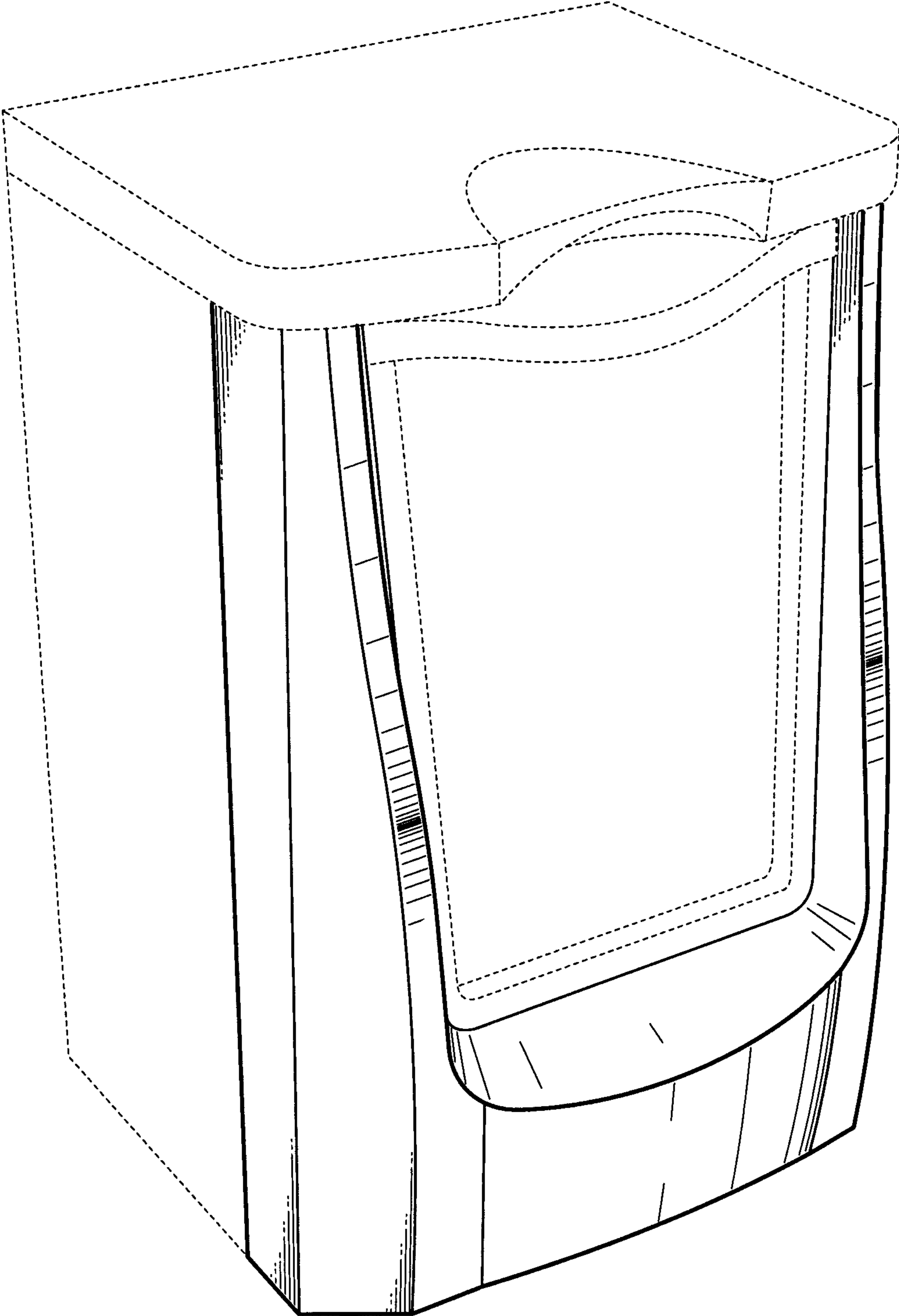


FIG. 1

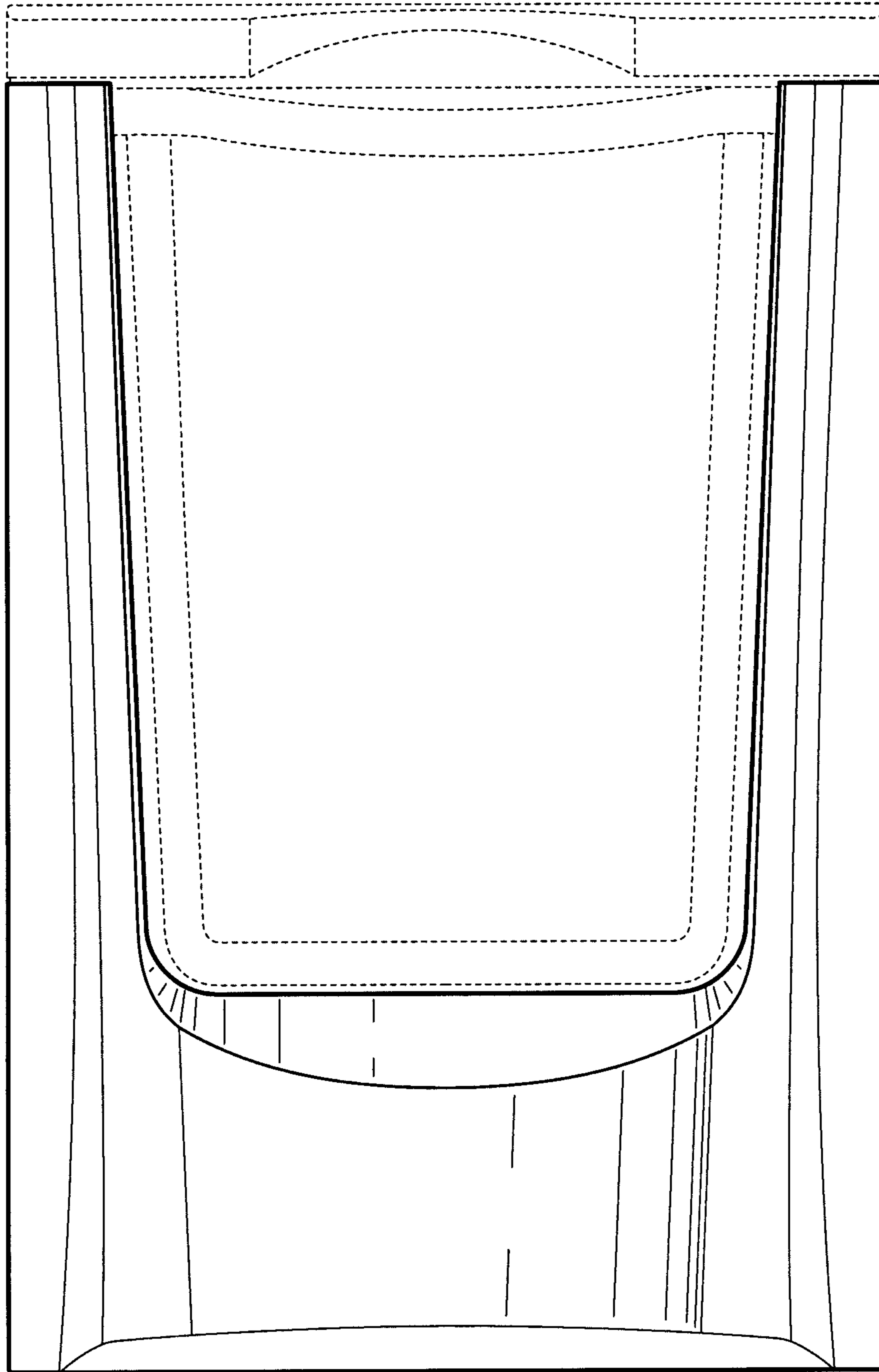


FIG. 2




FIG. 3



FIG. 4




FIG. 5

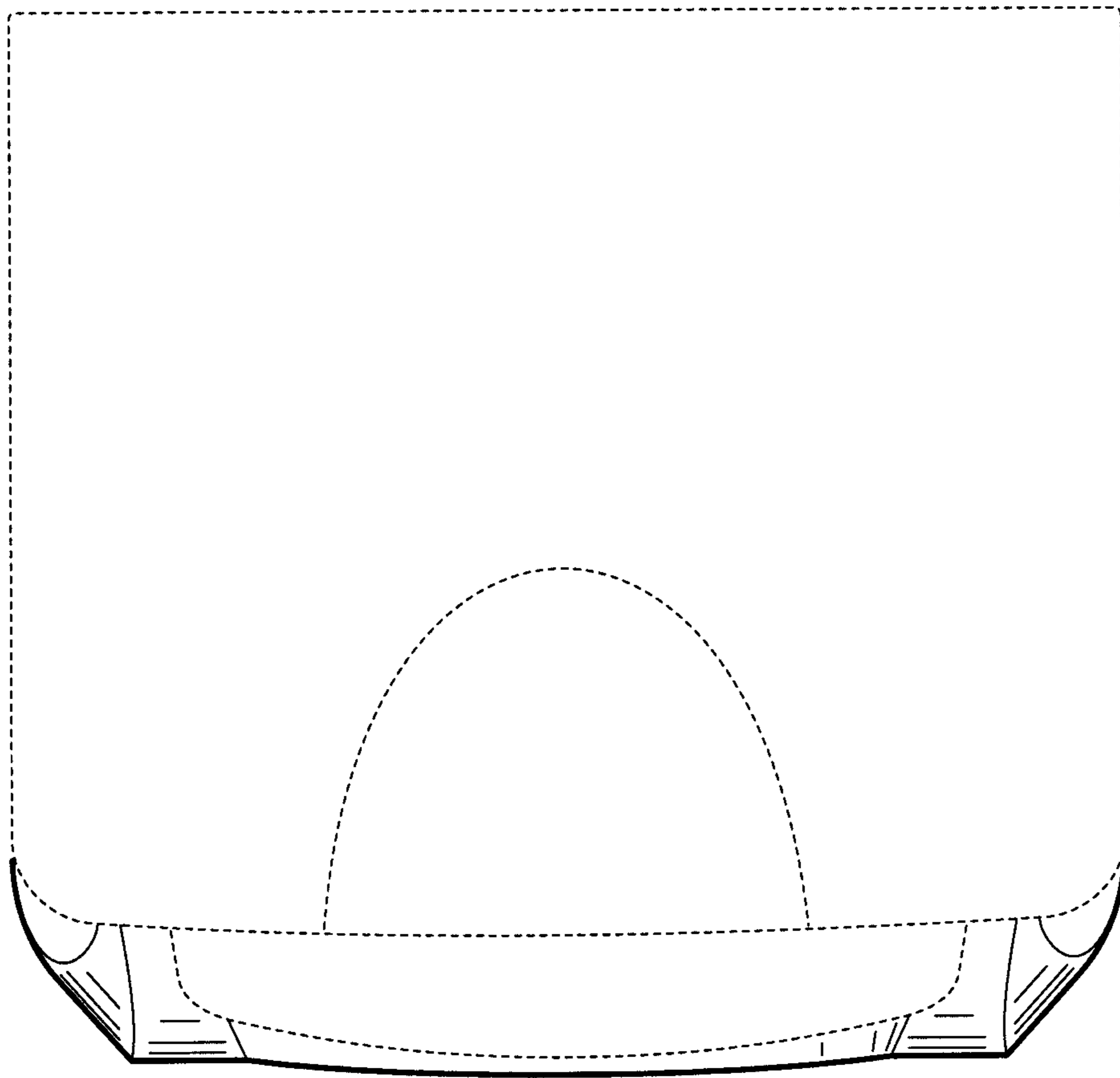


FIG. 6

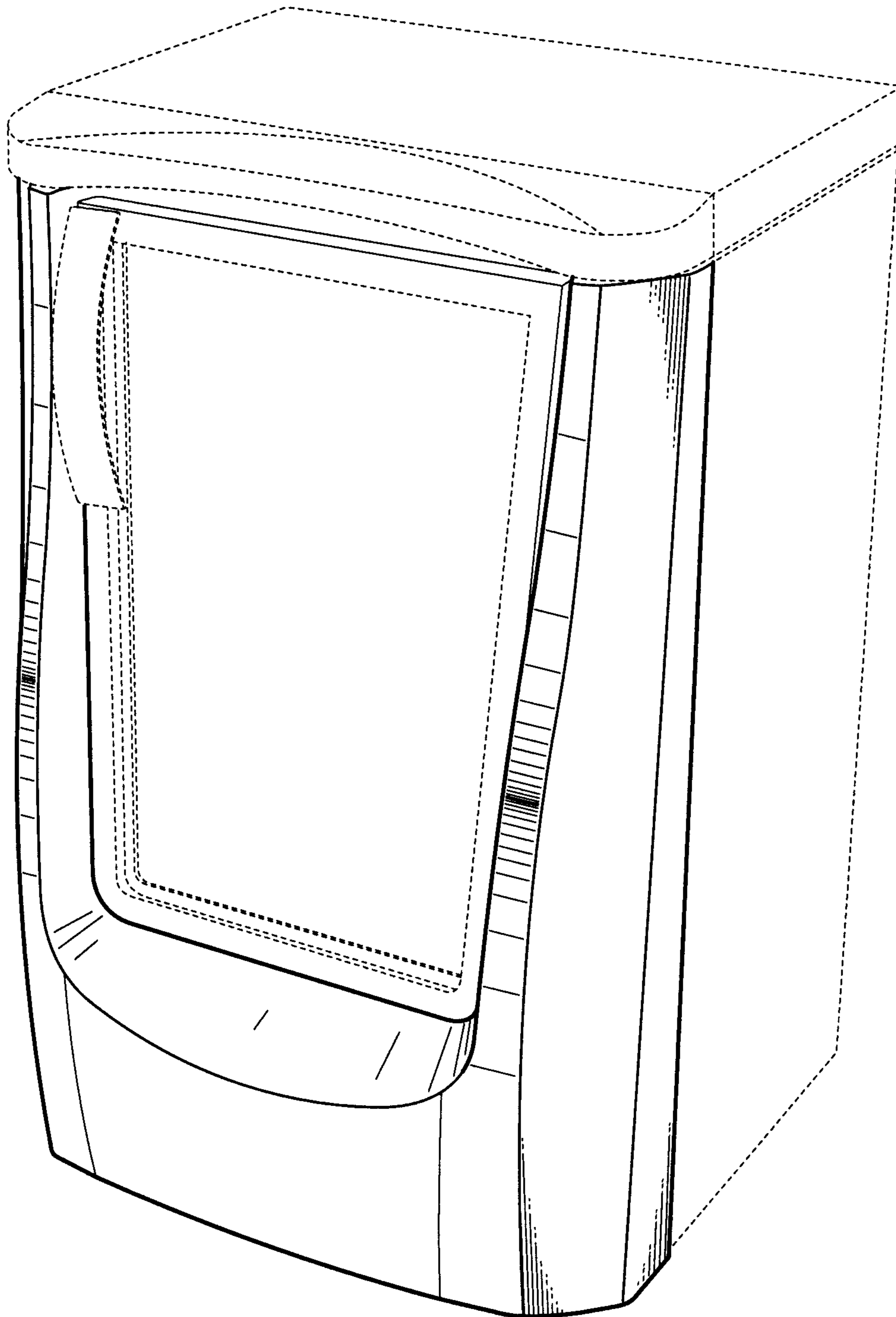


FIG. 7

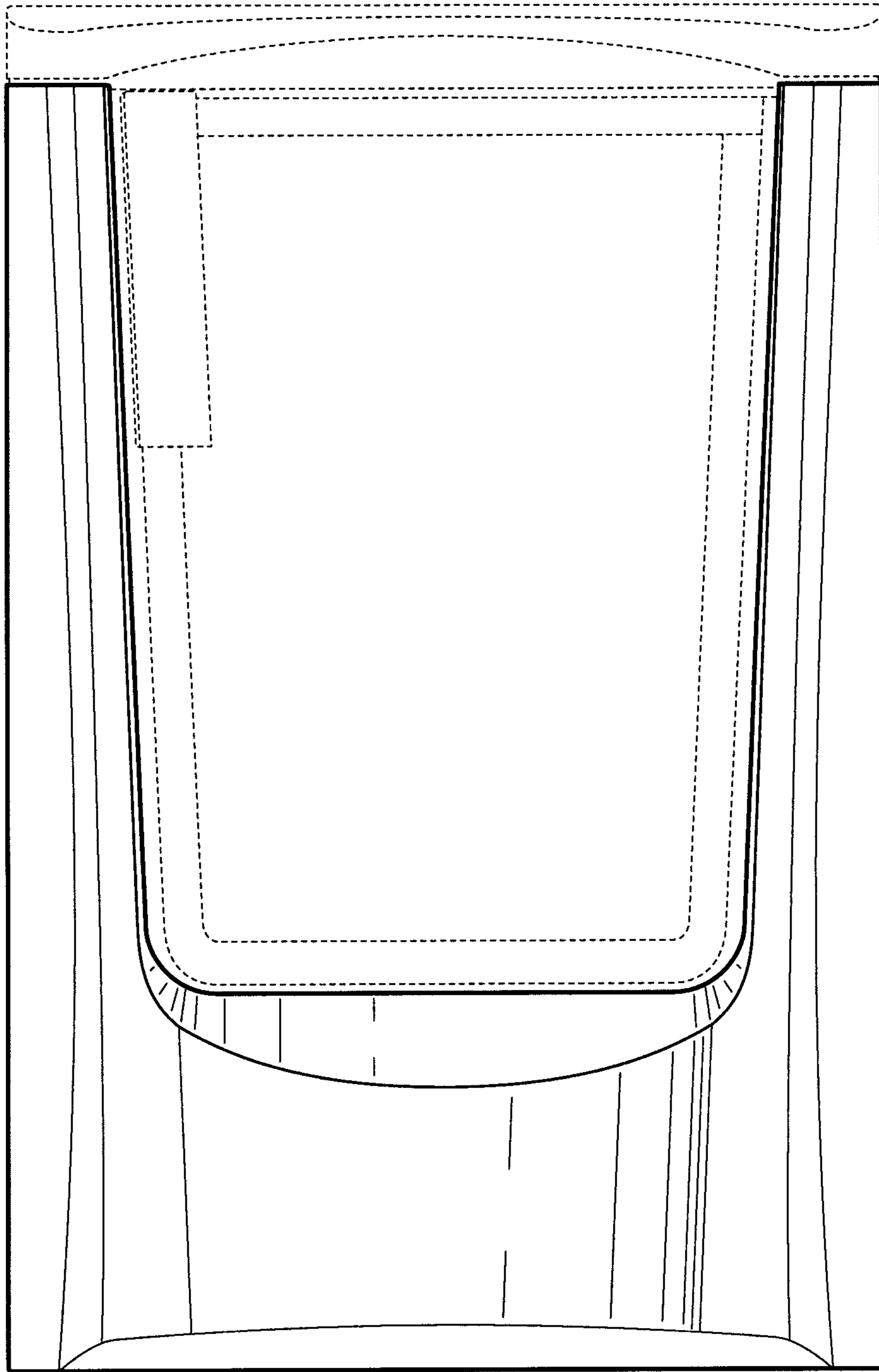


FIG. 8




FIG. 9



FIG. 10




FIG. 11

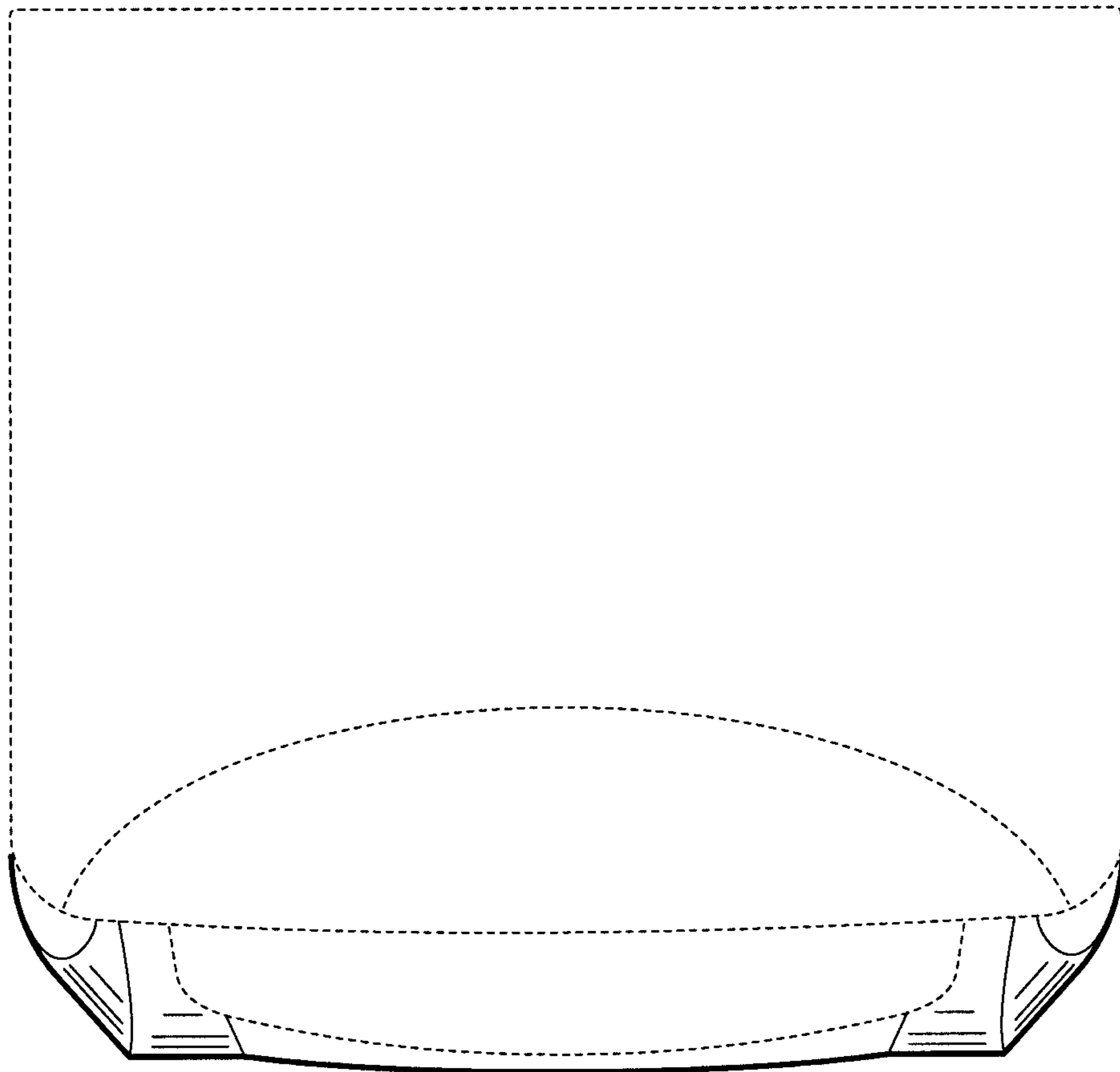


FIG. 12