

US00D692931S

(12) **United States Design Patent**
Roberson

(10) **Patent No.:** **US D692,931 S**

(45) **Date of Patent:** **** Nov. 5, 2013**

(54) **REFRIGERATOR SHELF SUPPORT**

(71) Applicant: **BSH Home Appliances Corporation,**
Irvine, CA (US)

(72) Inventor: **Andrew Roberson,** Long Beach, CA
(US)

(73) Assignee: **BSH Home Appliances Corporation,**
Irvine, CA (US)

(**) Term: **14 Years**

(21) Appl. No.: **29/433,967**

(22) Filed: **Oct. 8, 2012**

Related U.S. Application Data

(62) Division of application No. 29/409,341, filed on Dec. 22, 2011, now Pat. No. Des. 673,983.

(51) **LOC (9) Cl.** **15-07**

(52) **U.S. Cl.**
USPC **D15/89**

(58) **Field of Classification Search**
USPC D15/79, 81, 83-89; 312/400-408, 116,
312/236; 108/107-108, 152; 211/193, 187,
211/153, 134, 207; D25/102, 119, 124;
D8/380-381

See application file for complete search history.

(56) **References Cited**

U.S. PATENT DOCUMENTS

3,984,163 A * 10/1976 Boorman et al. 312/408
4,528,825 A * 7/1985 Khan 62/441
4,735,470 A * 4/1988 Falk 312/246

4,923,260 A * 5/1990 Poulsen 312/408
5,226,707 A * 7/1993 Han et al. 312/408
5,340,209 A * 8/1994 Kolbe et al. 312/408
5,403,083 A * 4/1995 Dasher et al. 312/408
5,403,084 A * 4/1995 Kane et al. 312/408
5,406,894 A * 4/1995 Herrmann et al. 108/108
5,429,433 A * 7/1995 Bird et al. 312/408
5,454,638 A * 10/1995 Bird et al. 312/408
5,486,046 A * 1/1996 Jernstrom et al. 312/408
5,540,493 A * 7/1996 Kane et al. 312/408
5,909,937 A * 6/1999 Jenkins et al. 312/405.1
D518,832 S * 4/2006 Park et al. D15/85
D554,670 S * 11/2007 Jorgensen D15/81
D620,505 S * 7/2010 Baacke et al. D15/81

* cited by examiner

Primary Examiner — Mitchell Siegel

(74) *Attorney, Agent, or Firm* — James E. Howard; Andre Pallapies

(57) **CLAIM**

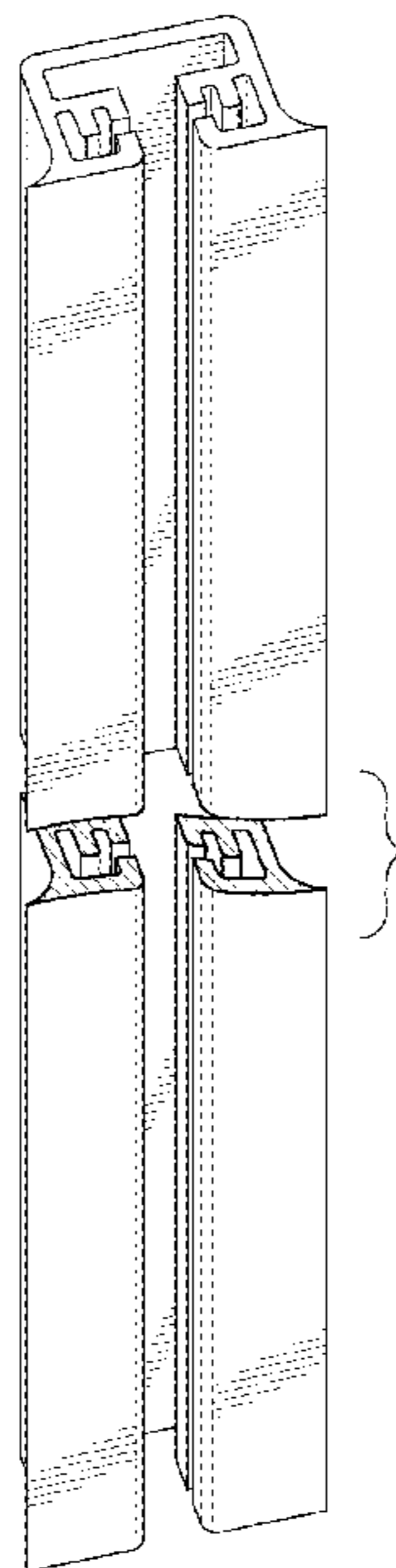
The ornamental design for a refrigerator shelf support, as shown and described.

DESCRIPTION

FIG. 1 is a front perspective view of a base part of a refrigerator shelf support according to my new ornamental design; FIG. 2 is a front view thereof; FIG. 3 is a rear view thereof; FIG. 4 is a right side view thereof; FIG. 5 is a left side view thereof; FIG. 6 is a top view thereof; and, FIG. 7 is a bottom view thereof.

The broken away section of the refrigerator shelf support is shown do to indeterminate length.

1 Claim, 2 Drawing Sheets



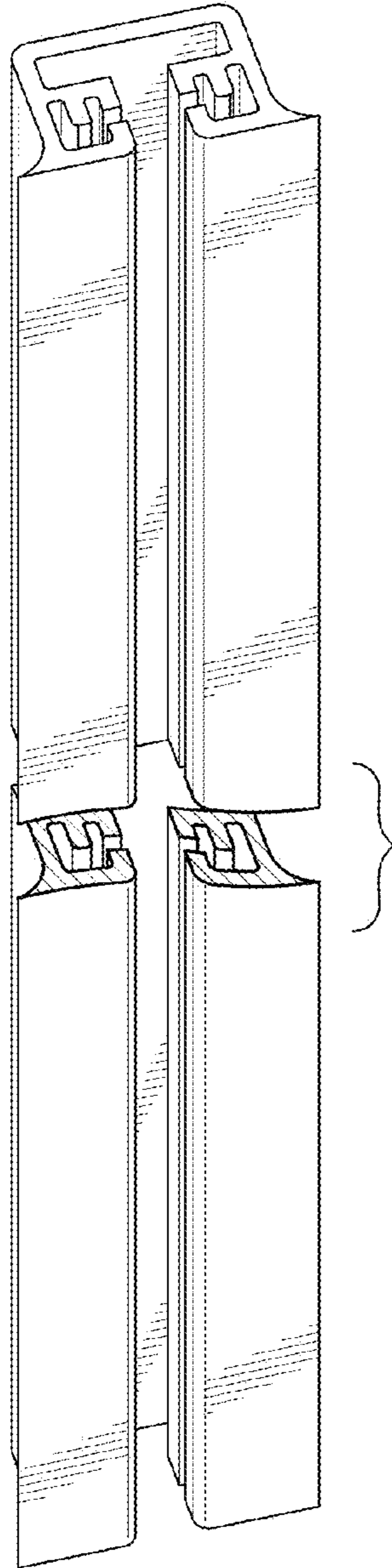


Fig. 1

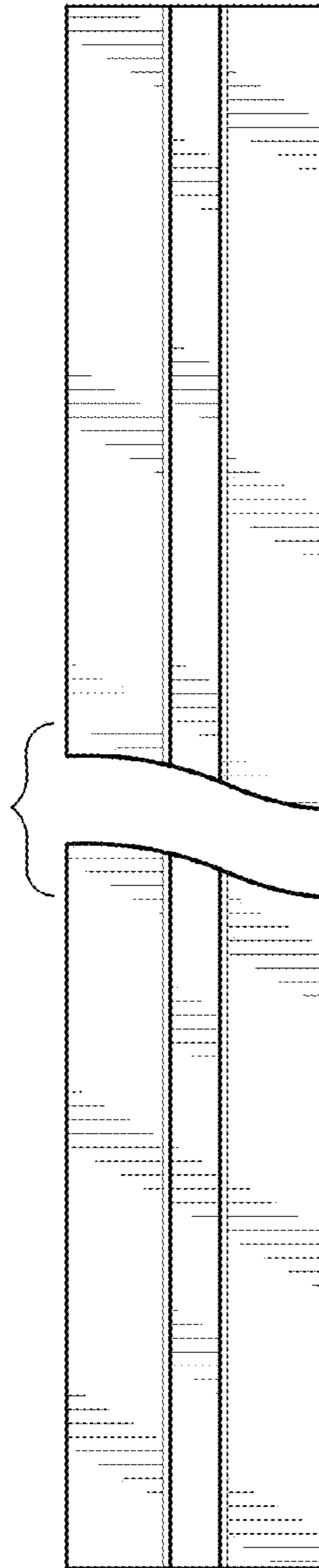


Fig. 2

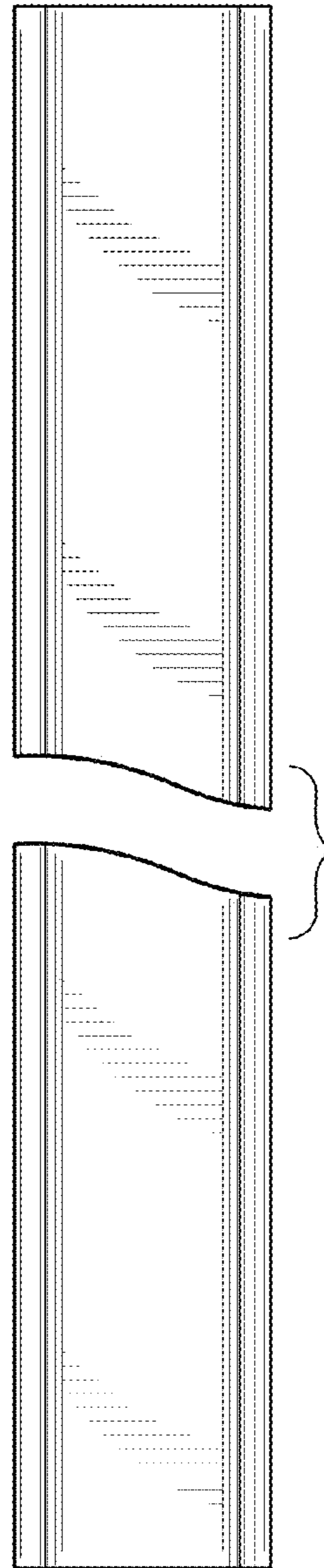


Fig. 3

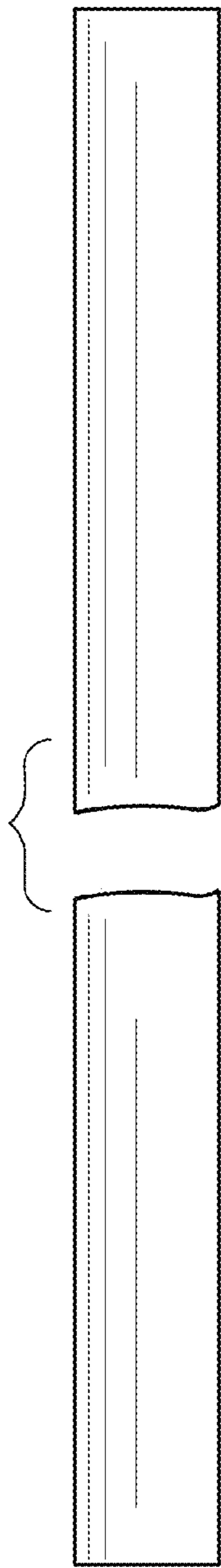


Fig. 4

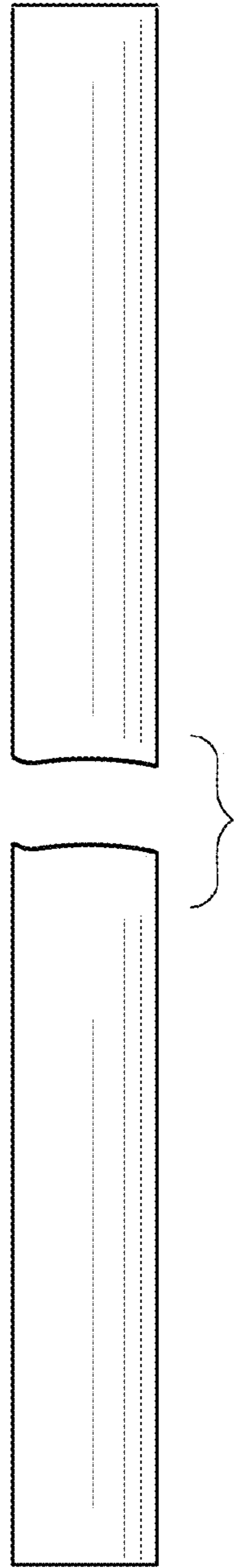


Fig. 5

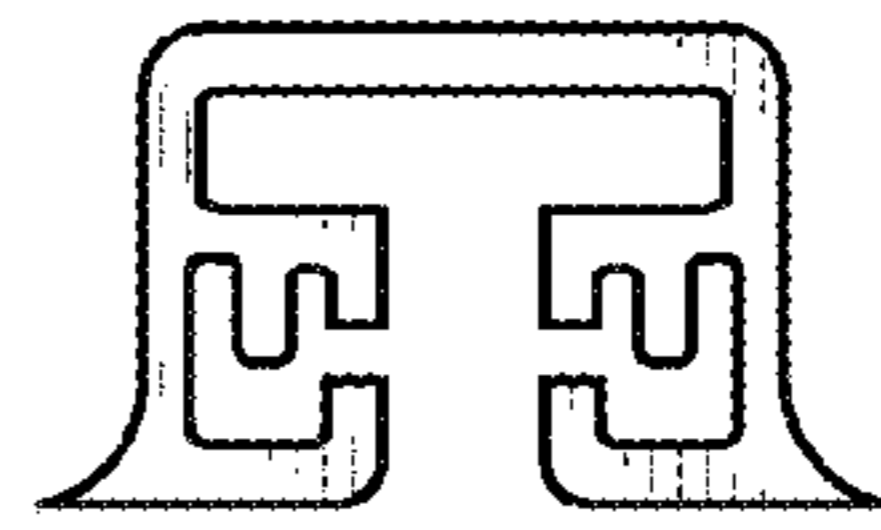


Fig. 6

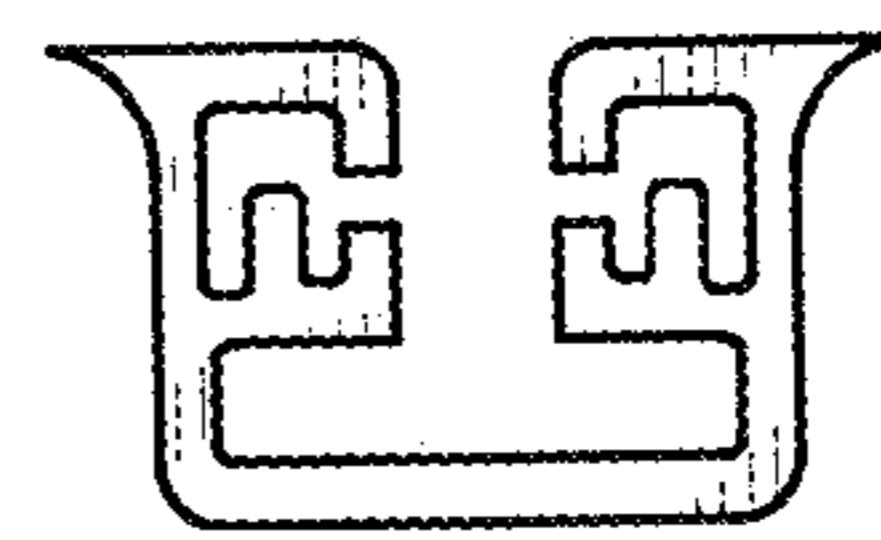


Fig. 7