



US00D692929S

(12) **United States Design Patent**  
**Seo et al.**

(10) **Patent No.:** **US D692,929 S**  
(45) **Date of Patent:** **\*\* Nov. 5, 2013**

(54) **REFRIGERATOR**

(75) Inventors: **Woonkyu Seo**, Seoul (KR); **Jungyeon Hwang**, Seoul (KR); **Seonkyu Kim**, Seoul (KR); **Seungjin Yoon**, Gyeonggi-do (KR); **Daesung Lee**, Gyeonggi-do (KR)

(73) Assignee: **LG Electronics Inc.**, Seoul (KR)

(\*\*) Term: **14 Years**

(21) Appl. No.: **29/425,458**

(22) Filed: **Jun. 22, 2012**

(30) **Foreign Application Priority Data**

Dec. 23, 2011 (KR) ..... 30-2011-0055102

(51) **LOC (9) Cl.** ..... **15-07**

(52) **U.S. Cl.**  
USPC ..... **D15/86**

(58) **Field of Classification Search**  
USPC ..... D15/79-91; 62/3.6, 3.63, 3.64, 293,  
62/331, 371, 440-445, 467; 312/112-119,  
312/236, 400-408, 138.1  
See application file for complete search history.

(56) **References Cited**

**U.S. PATENT DOCUMENTS**

D540,832 S *	4/2007	Wang et al.	.....	D15/86
D578,555 S *	10/2008	Yeo et al.	.....	D15/85
D594,886 S *	6/2009	Wang et al.	.....	D15/86
D615,109 S *	5/2010	Yang et al.	.....	D15/86

D616,001 S *	5/2010	Yang et al.	.....	D15/86
D625,342 S *	10/2010	Seo et al.	.....	D15/85
D633,114 S *	2/2011	Seo et al.	.....	D15/86
D641,384 S *	7/2011	Yang et al.	.....	D15/86
D654,515 S *	2/2012	Hwang et al.	.....	D15/85
D657,402 S *	4/2012	Hwang et al.	.....	D15/86
D660,325 S *	5/2012	Yang et al.	.....	D15/86
D666,635 S *	9/2012	Jidam et al.	.....	D15/86
D671,964 S *	12/2012	Hong et al.	.....	D15/86
D674,417 S *	1/2013	Seo et al.	.....	D15/86
D674,823 S *	1/2013	Jidam et al.	.....	D15/86
D676,467 S *	2/2013	Kim	.....	D15/86

\* cited by examiner

*Primary Examiner* — Mitchell Siegel

(74) *Attorney, Agent, or Firm* — Birch, Stewart, Kolasch & Birch, LLP

(57) **CLAIM**

The ornamental design for a refrigerator, as shown and described.

**DESCRIPTION**

FIG. 1 is a perspective view of a refrigerator showing our new design;  
FIG. 2 is a front view thereof;  
FIG. 3 is a rear view thereof;  
FIG. 4 is a left side view thereof;  
FIG. 5 is a right side view thereof;  
FIG. 6 is a top plan view thereof;  
FIG. 7 is a bottom plan view thereof; and,  
FIG. 8 is a reference perspective view thereof showing the outside door of the door-in-door at the upper-right side of the refrigerator has been open.

**1 Claim, 8 Drawing Sheets**


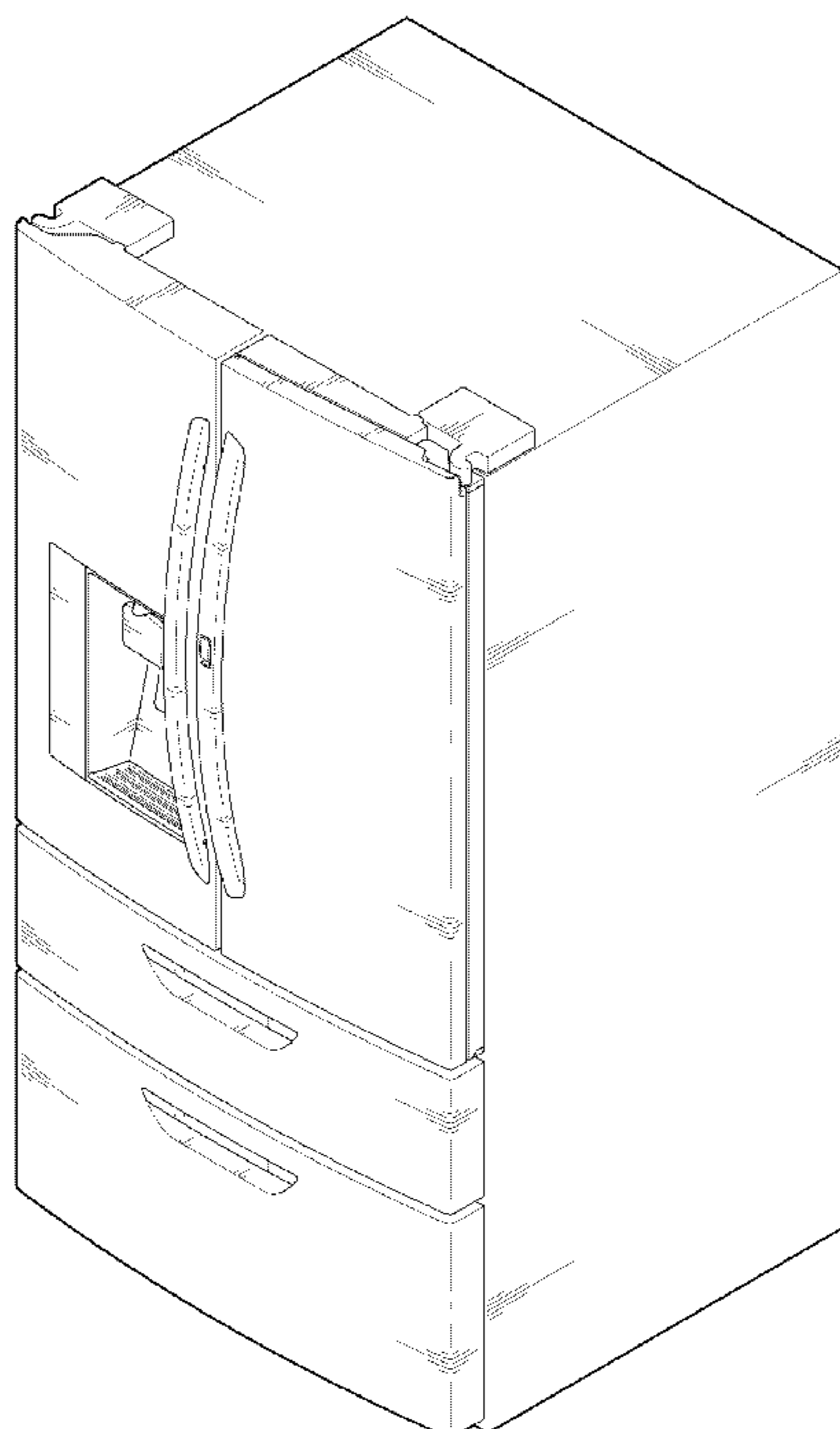


FIG. 1

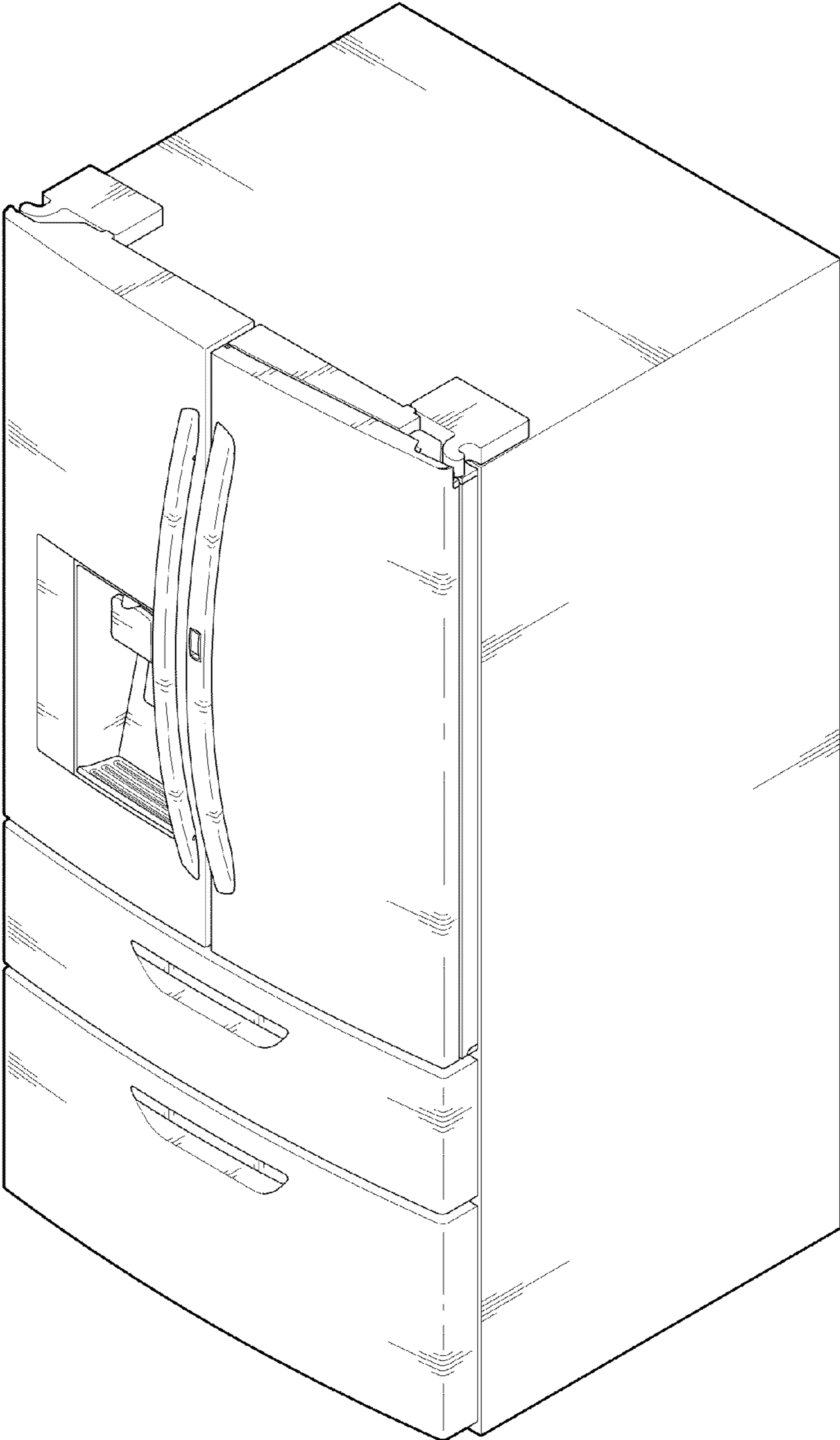


FIG. 2

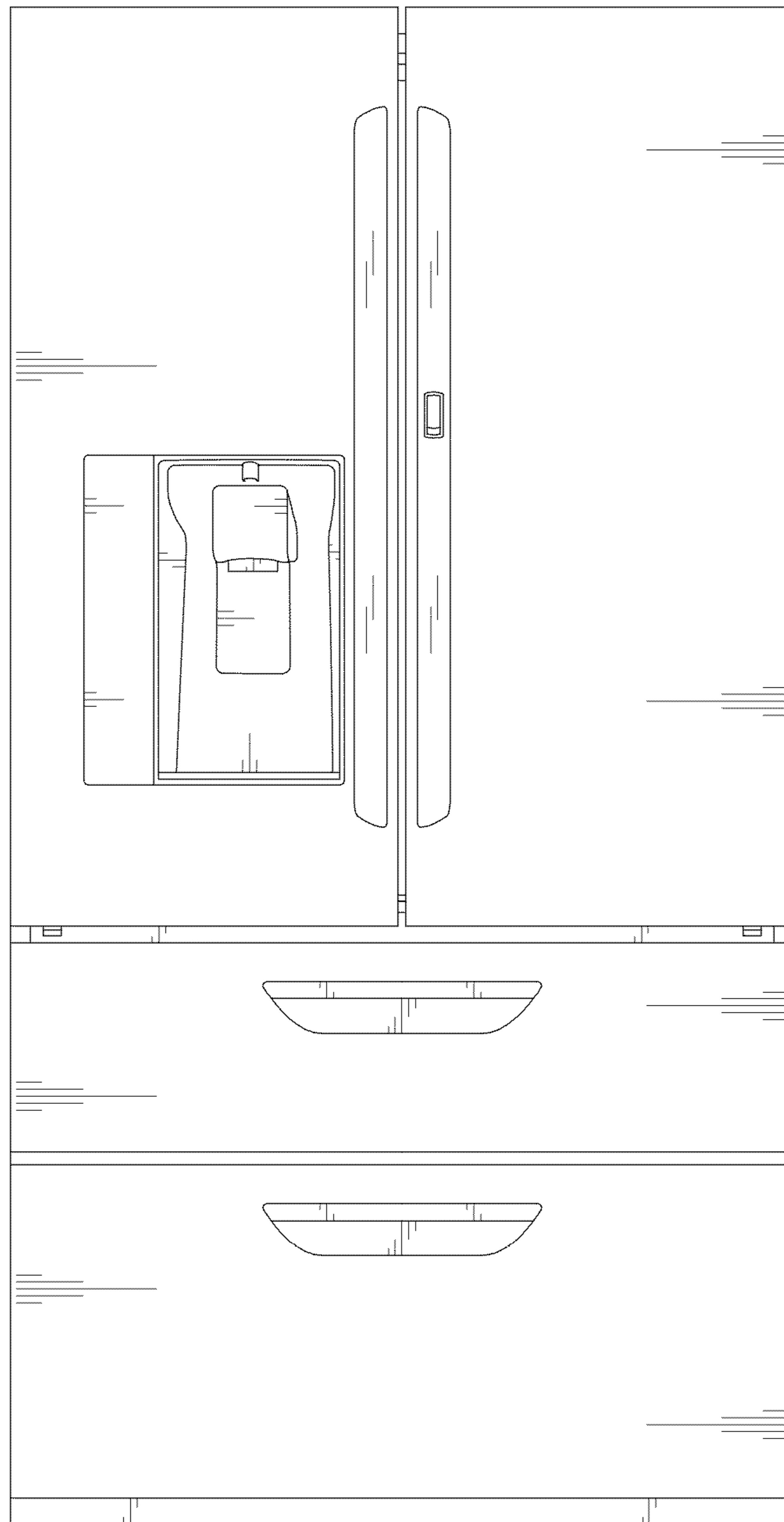


FIG. 3




FIG. 4

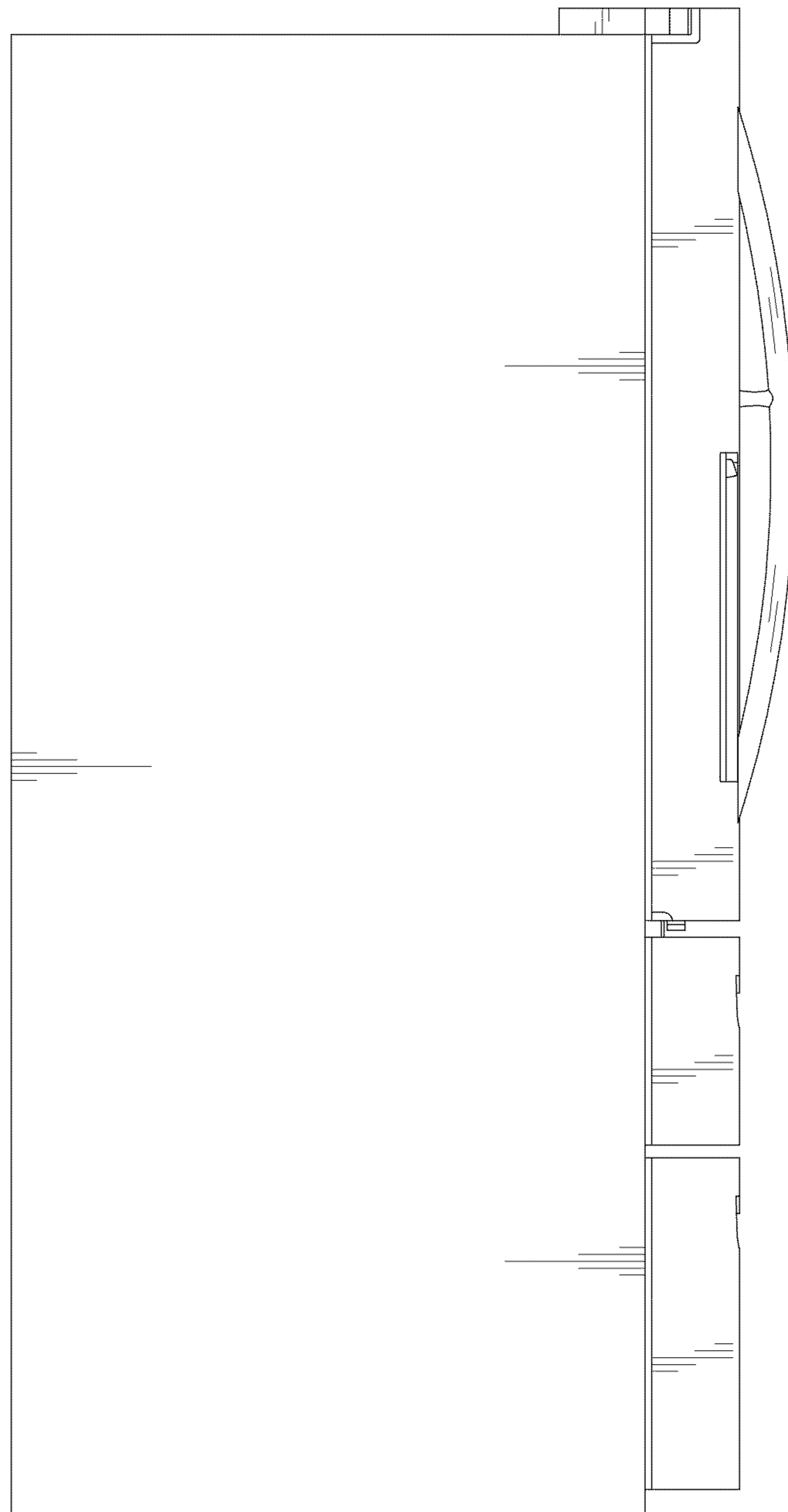


FIG. 5

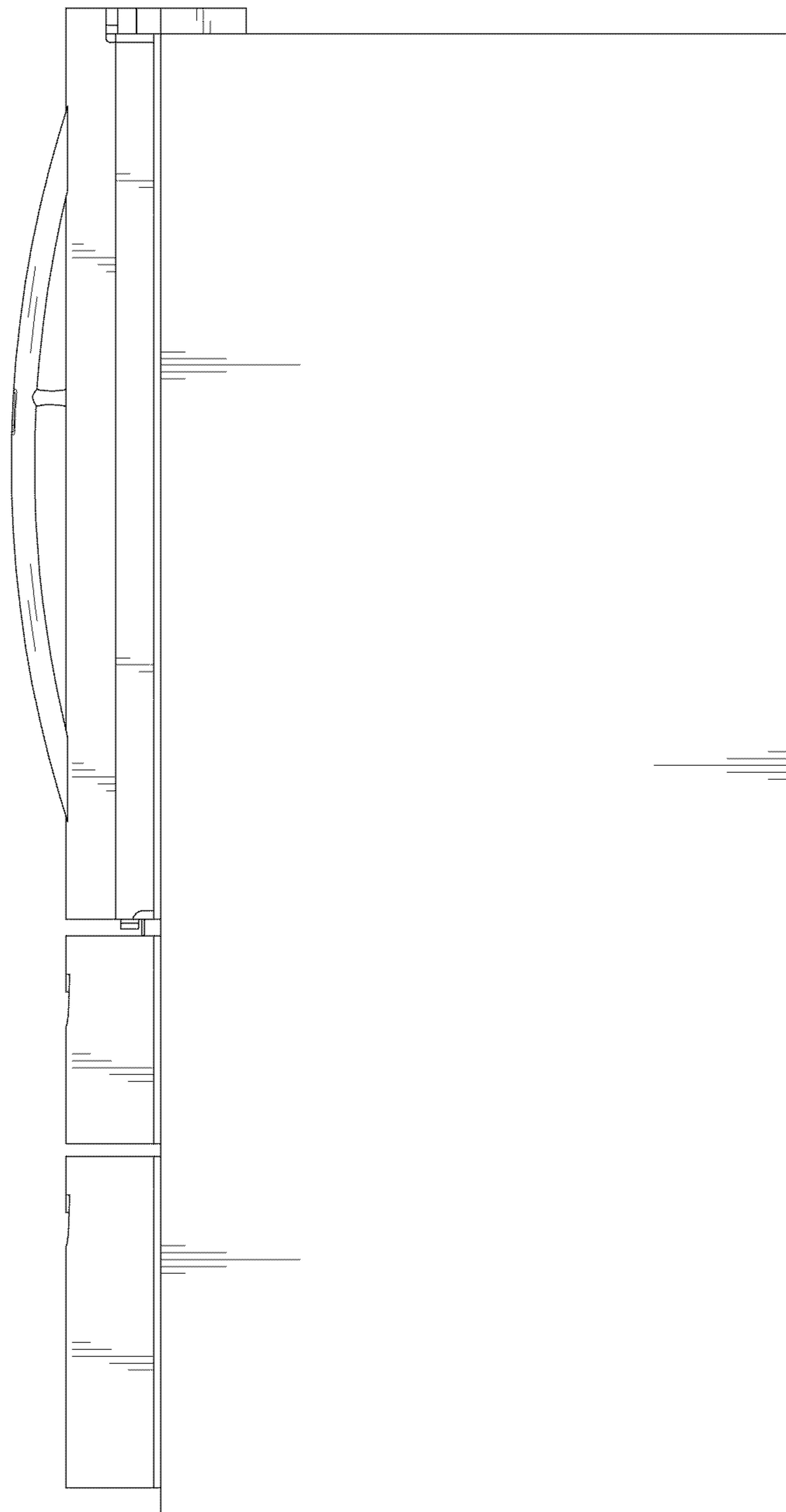


FIG. 6

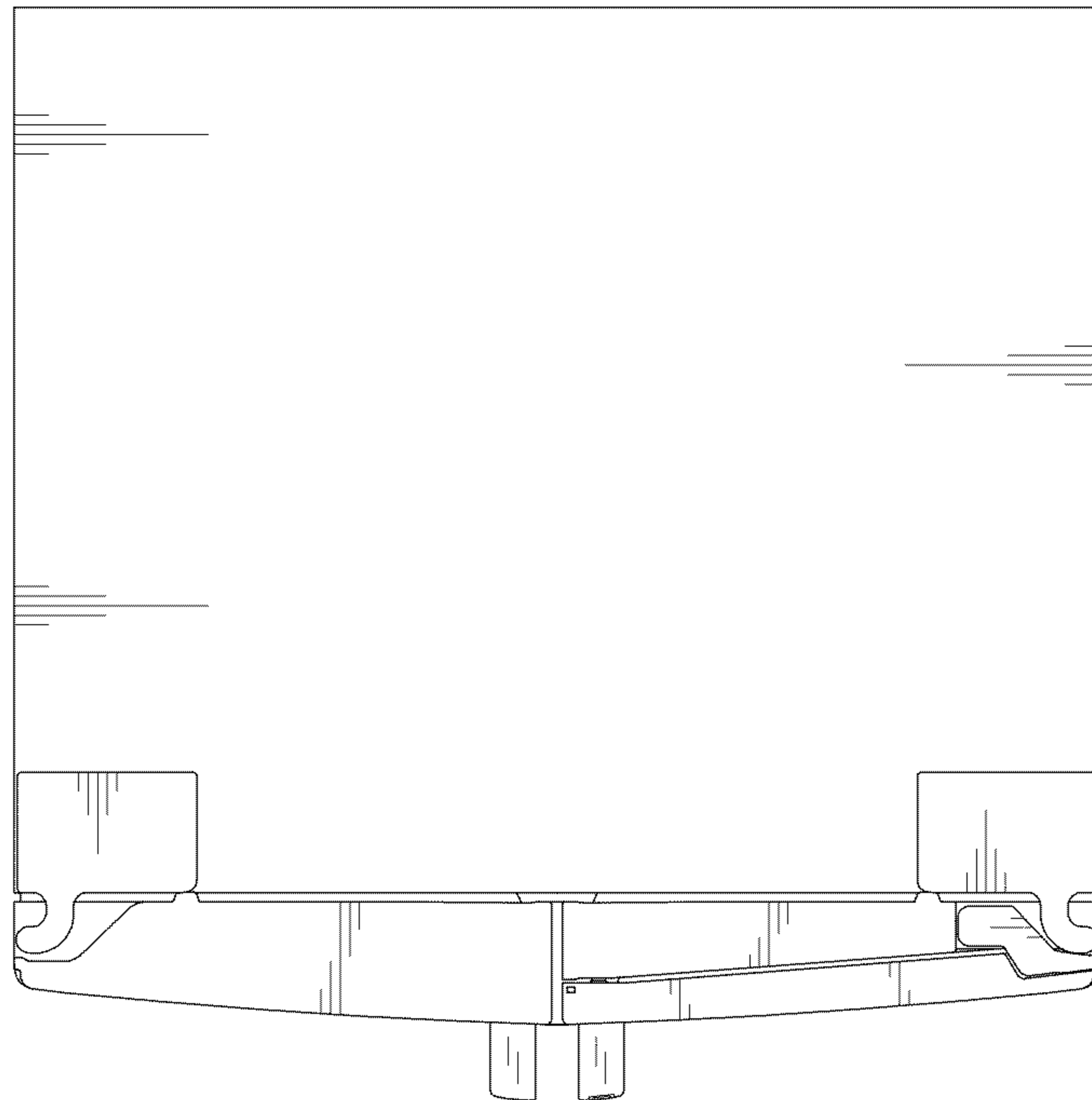




FIG. 7

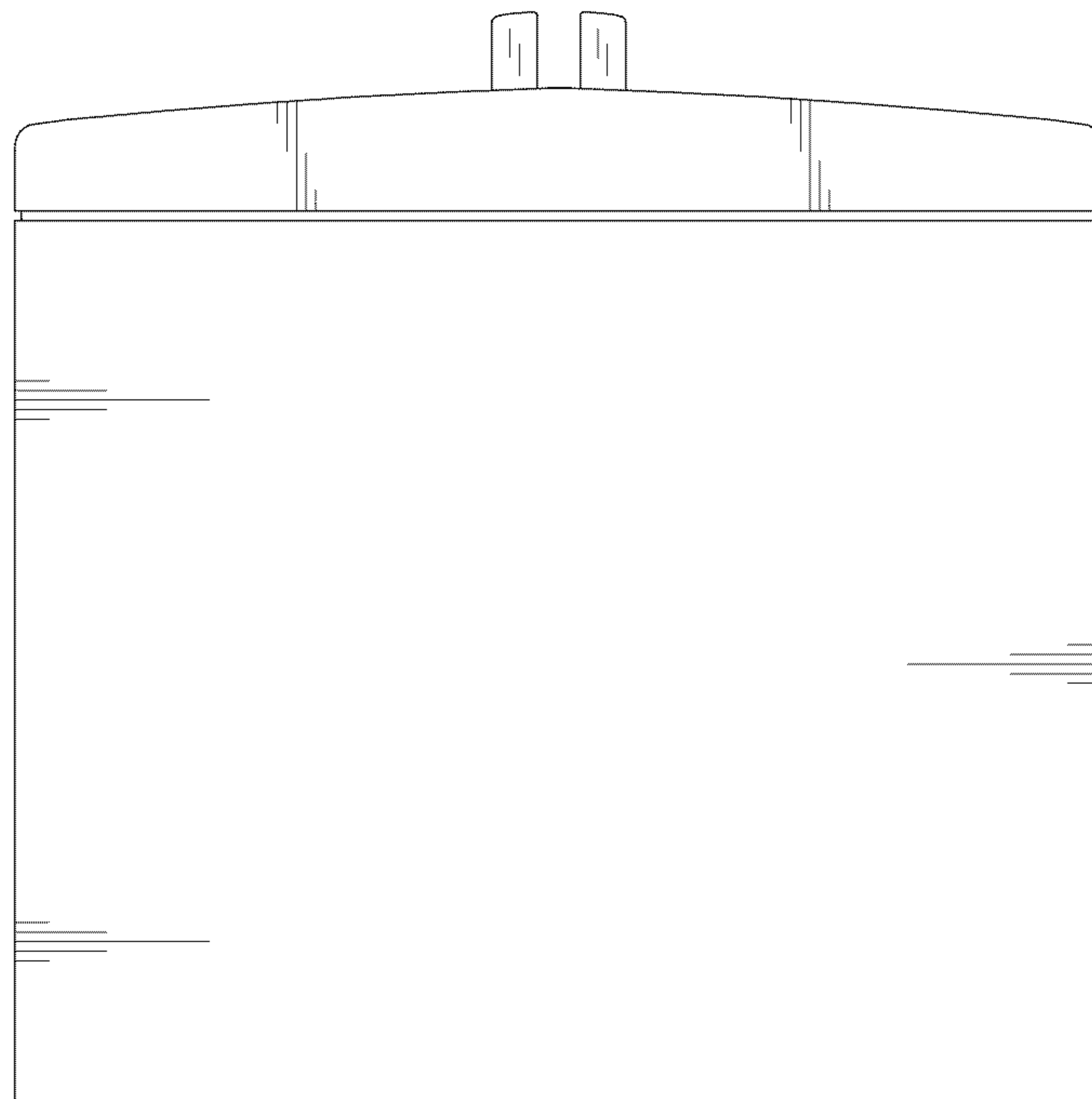




FIG. 8

