



US00D692889S

(12) **United States Design Patent**
So

(10) **Patent No.:** **US D692,889 S**

(45) **Date of Patent:** **** *Nov. 5, 2013**

(54) **STYLUS INCLUDING AN ERASER PORTION**

(75) Inventor: **Kevin Chi Heng So**, Shatin (HK)

(73) Assignee: **AVC Technology (International) Limited**, Kowloon Bay (HK)

(*) Notice: This patent is subject to a terminal disclaimer.

(**) Term: **14 Years**

(21) Appl. No.: **29/424,868**

(22) Filed: **Jun. 15, 2012**

(51) **LOC (9) Cl.** **14-02**

(52) **U.S. Cl.**
USPC **D14/411**

(58) **Field of Classification Search**
USPC D8/61; D14/411; D19/35, 36, 41-51,
D19/54-58; 401/55, 99, 100, 104-107, 196,
401/197, 202, 208, 209, 213, 192, 195,
401/243; 708/107; 345/179, 173;
178/19.01; 700/94

See application file for complete search history.

(56) **References Cited**

U.S. PATENT DOCUMENTS

D331,750 S *	12/1992	Yang	D14/411
D395,875 S *	7/1998	Aiken et al.	D14/411
D419,541 S *	1/2000	Kawashima	D14/431
D431,598 S *	10/2000	Kim et al.	D19/36
D446,212 S *	8/2001	Chang	D14/411
D456,411 S *	4/2002	Kourushi	D14/411

D509,850 S *	9/2005	Bhavnani	D19/36
D531,217 S *	10/2006	Hirota	D19/50
D561,832 S *	2/2008	Bhavnani	D19/51
D641,222 S *	7/2011	Molina et al.	D8/61
D641,223 S *	7/2011	Molina et al.	D8/61
D667,828 S *	9/2012	Park	D14/411

* cited by examiner

Primary Examiner — Austin Murphy

(74) *Attorney, Agent, or Firm* — Grossman, Tucker, Perreault & Pleger, PLLC

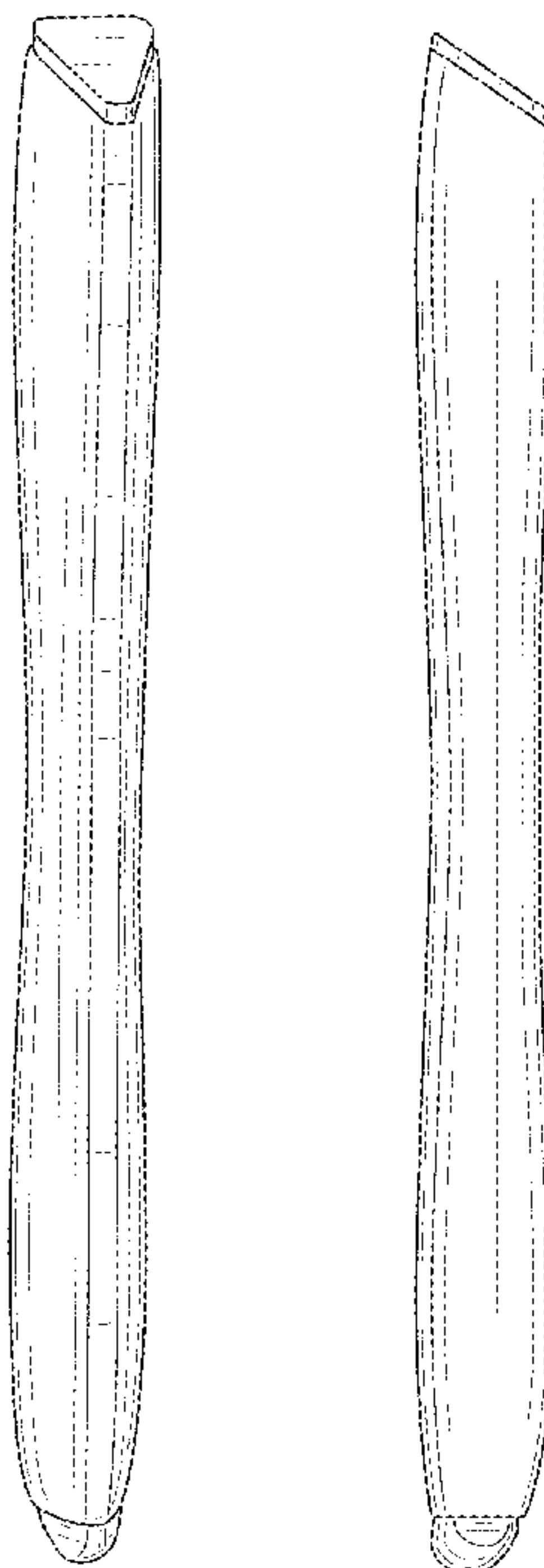
(57) **CLAIM**

The ornamental design for a stylus including an eraser portion, as shown.

DESCRIPTION

FIG. 1 is a perspective view of a first embodiment of a stylus including an eraser portion of the present invention;
 FIG. 2 is a bottom view of the stylus including an eraser portion of FIG. 1;
 FIG. 3 is a top view of the stylus including an eraser portion of FIG. 1;
 FIG. 4 is a left side view of the stylus including an eraser portion of FIG. 1;
 FIG. 5 is a right side view of the stylus including an eraser portion of FIG. 1;
 FIG. 6 is a back view of the stylus including an eraser portion of FIG. 1;
 FIG. 7 is a front view of the stylus including an eraser portion of FIG. 1; and,
 FIG. 8 is a cross-sectional view of the stylus including an eraser portion of FIG. 1 taken along section 8-8 in FIG. 2.

1 Claim, 5 Drawing Sheets



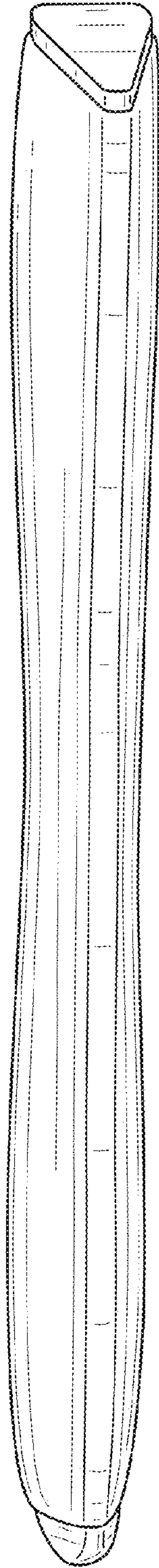


FIG. 1

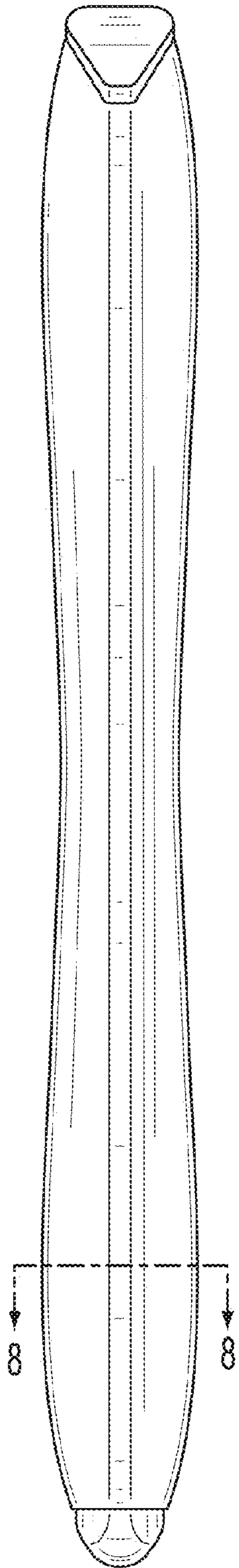


FIG. 2




FIG. 3




FIG. 4




FIG. 5

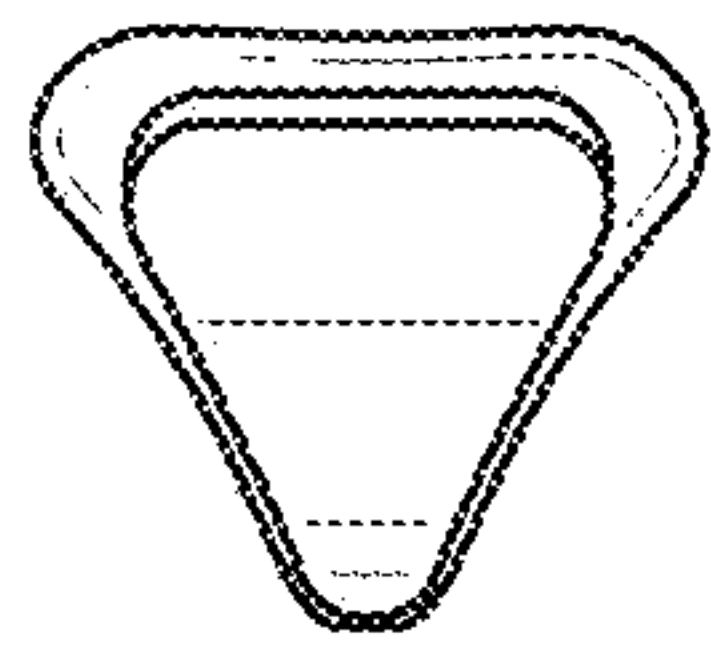


FIG. 6

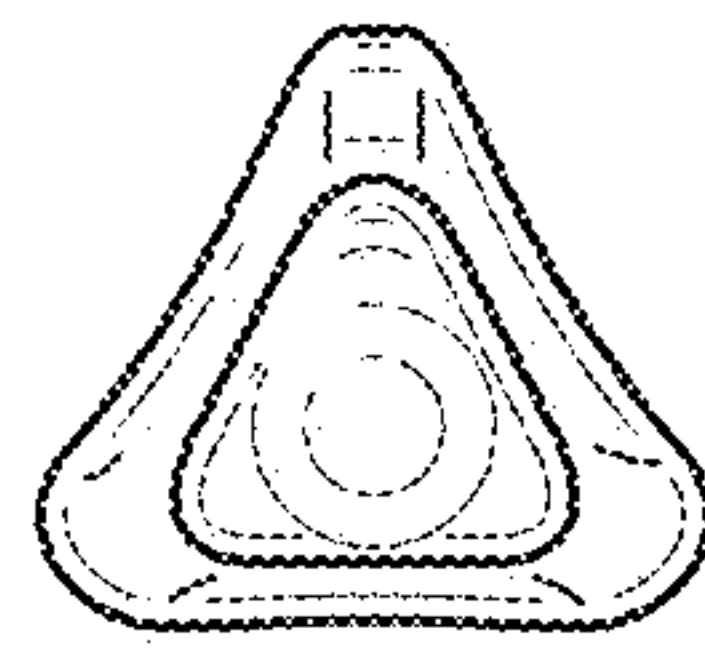


FIG. 7

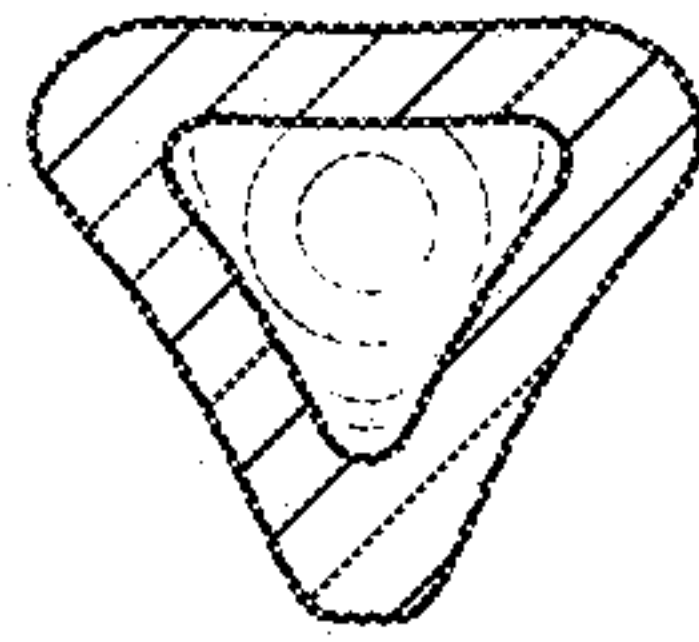


FIG. 8