

US00D692887S

(12) **United States Design Patent**
Ibuki et al.

(10) **Patent No.:** **US D692,887 S**
(45) **Date of Patent:** **** Nov. 5, 2013**

(54) **CONTROLLER FOR ELECTRONIC COMPUTER**

(71) Applicant: **Nintendo Co., Ltd.**, Kyoto (JP)

(72) Inventors: **Masato Ibuki**, Kyoto (JP); **Yasuhisa Kitano**, Kyoto (JP); **Fumiyoshi Suetake**, Kyoto (JP); **Hitoshi Tsuchiya**, Kyoto (JP)

(73) Assignee: **Nintendo Co., Ltd.**, Kyoto (JP)

(**) Term: **14 Years**

(21) Appl. No.: **29/434,677**

(22) Filed: **Oct. 16, 2012**

(30) **Foreign Application Priority Data**

Jun. 1, 2012 (JP) 2012-013117

(51) **LOC (9) Cl.** **21-01**

(52) **U.S. Cl.**
USPC **D14/401; D21/333**

(58) **Field of Classification Search**
USPC D14/399-401, 412-416; D21/324, 333;
273/148 B; 463/1, 29-39, 46, 47;
345/156-161, 905

See application file for complete search history.

(56) **References Cited**

U.S. PATENT DOCUMENTS

D325,225 S	4/1992	Adhida	
D348,083 S	6/1994	Smith, III et al.	
D350,782 S	9/1994	Barr	
D375,326 S	11/1996	Yokoi et al.	
5,759,100 A *	6/1998	Nakanishi	463/37
D397,162 S	8/1998	Yokoi et al.	
5,874,906 A	2/1999	Willner et al.	
5,923,317 A *	7/1999	Sayler et al.	345/156
D415,752 S *	10/1999	Tyler et al.	D14/401

D416,588 S	11/1999	Goto	
D420,660 S	2/2000	Chen	
D424,047 S	5/2000	Chan	
D430,223 S	8/2000	Goto	
D432,180 S	10/2000	Hayes	
D434,769 S	12/2000	Goto	
D435,551 S	12/2000	Hayes	
6,231,444 B1 *	5/2001	Goto et al.	463/37
D451,513 S	12/2001	Stewart et al.	
D452,505 S	12/2001	Stewart et al.	
6,342,009 B1	1/2002	Soma	
D453,758 S	2/2002	Han et al.	
D453,932 S	2/2002	Han et al.	
D456,410 S	4/2002	Ashida	

(Continued)

OTHER PUBLICATIONS

Design U.S. Appl. No. 29/434,673, filed Oct. 16, 2012 (pending).

(Continued)

Primary Examiner — Prabhakar Deshmukh

(74) *Attorney, Agent, or Firm* — Nixon & Vanderhye, P.C.

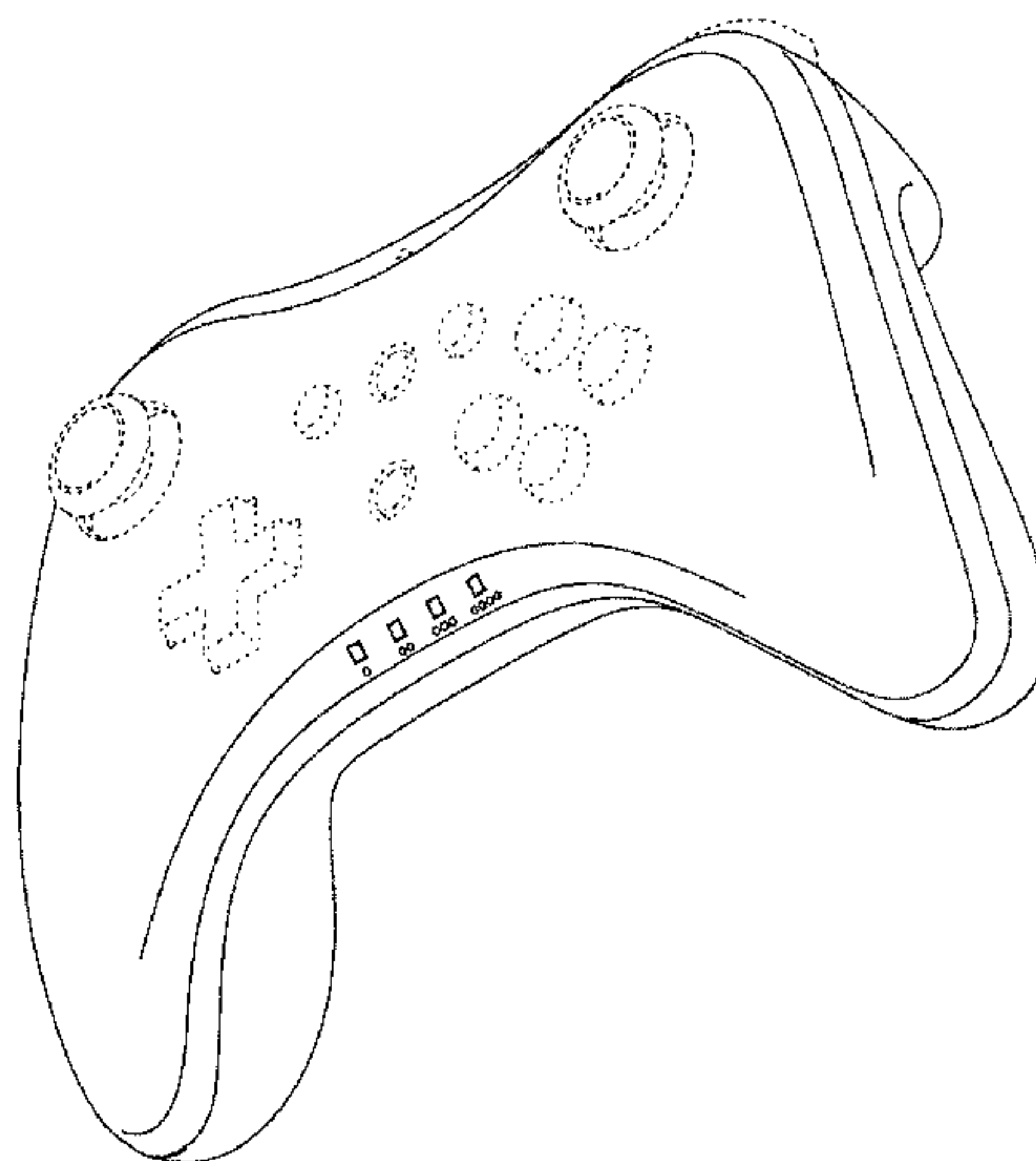
(57) **CLAIM**

The ornamental design for a controller for electronic computer, as shown and described.

DESCRIPTION

FIG. 1 is a front, right and bottom perspective view of a controller for electronic computer showing our new design; FIG. 2 is a rear, left and top perspective view thereof; FIG. 3 is a front view thereof; FIG. 4 is a rear plan view thereof; FIG. 5 is a top plan view thereof; FIG. 6 is a bottom plan view thereof; FIG. 7 is a left side view thereof; and, FIG. 8 is a right side view thereof. The broken lines indicate disclaimed portions and form no part of the claimed design.

1 Claim, 3 Drawing Sheets



(56)

References Cited

U.S. PATENT DOCUMENTS

D456,854 S 5/2002 Ashida
D459,727 S 7/2002 Ashida
D462,683 S 9/2002 Ashida
D469,436 S * 1/2003 Hussaini et al. D14/401
D478,589 S * 8/2003 Hussaini et al. D14/401
D487,446 S 3/2004 Oka
D487,466 S 3/2004 Yokota
6,743,100 B1 6/2004 Neiser
6,923,443 B1 8/2005 Hughes, IV
D521,015 S 5/2006 Hayes et al.
D522,011 S 5/2006 Hayes et al.
D522,012 S 5/2006 Hayes et al.
7,063,321 B2 6/2006 Hussaini et al.
7,195,561 B2 3/2007 Hussaini et al.
D547,763 S 7/2007 Hayes et al.

7,314,413 B2 * 1/2008 Ogata et al. 463/37
D563,480 S 3/2008 Blaseflug et al.
D565,668 S 4/2008 Baseflug et al.
7,377,851 B2 * 5/2008 Goto et al. 463/37
D581,422 S 11/2008 Hayes et al.
D585,931 S * 2/2009 Palmer D18/7
D608,784 S 1/2010 Biheller
D620,939 S * 8/2010 Suetake et al. D14/401
D624,080 S * 9/2010 Jennings et al. D14/401
D646,275 S 10/2011 Ikeda et al.
D659,140 S * 5/2012 Ikeda et al. D14/401
D685,434 S * 7/2013 Ali et al. D21/333

OTHER PUBLICATIONS

Design U.S. Appl. No. 29/434,674, filed Oct. 16, 2012 (pending).
Design U.S. Appl. No. 29/434,675, filed Oct. 16, 2012 (pending).

* cited by examiner

FIG. 1

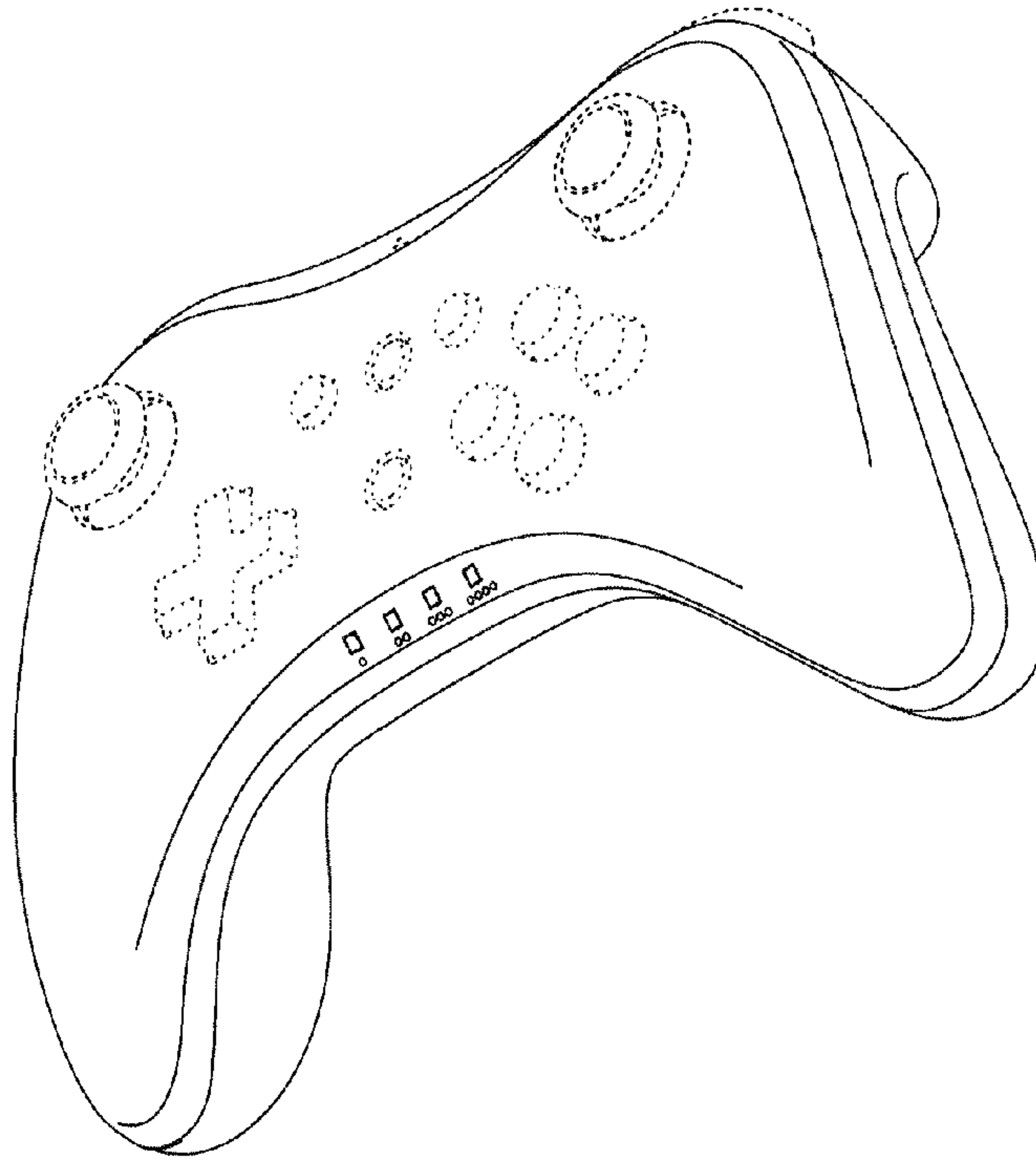


FIG. 2

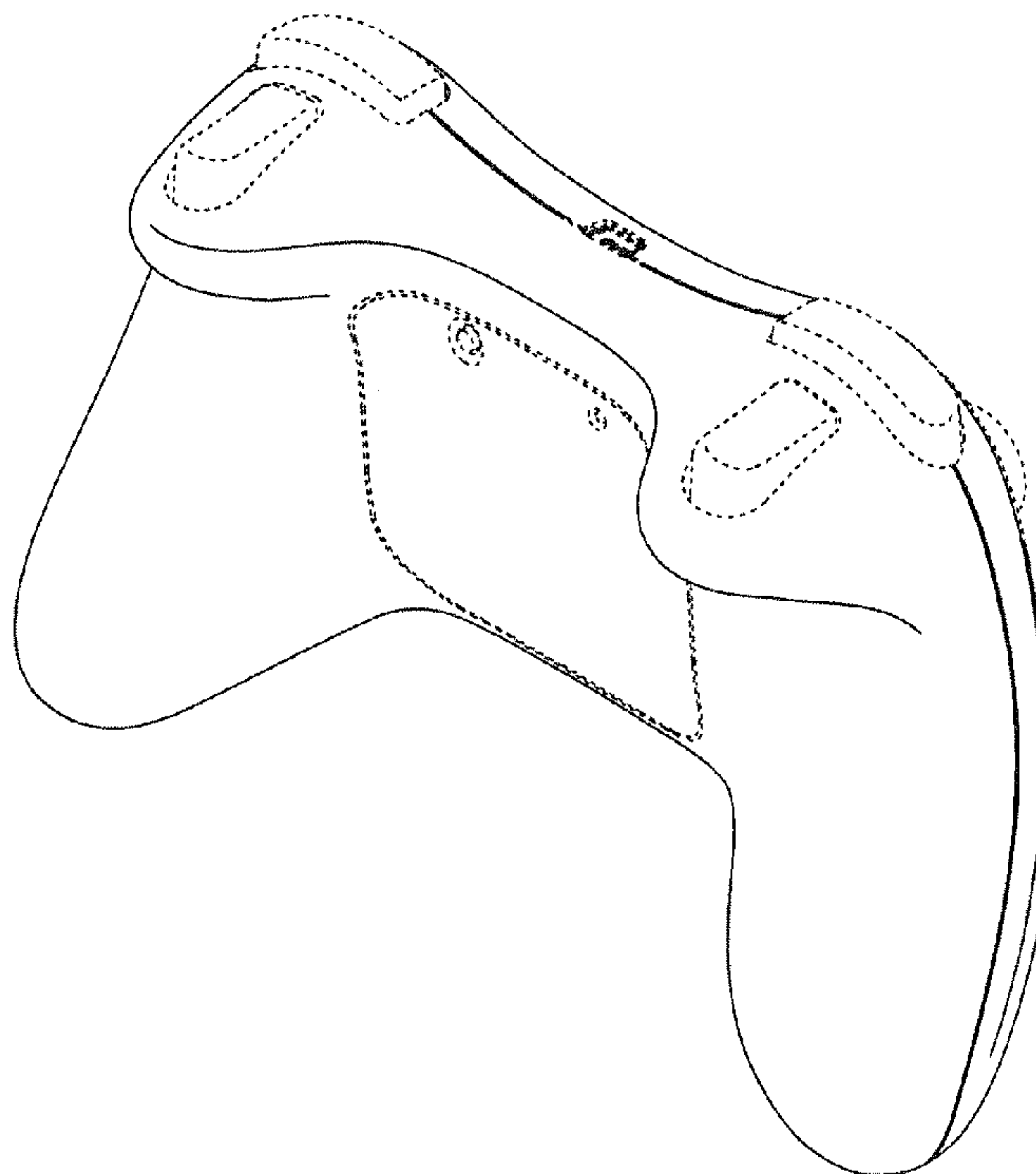


FIG. 3

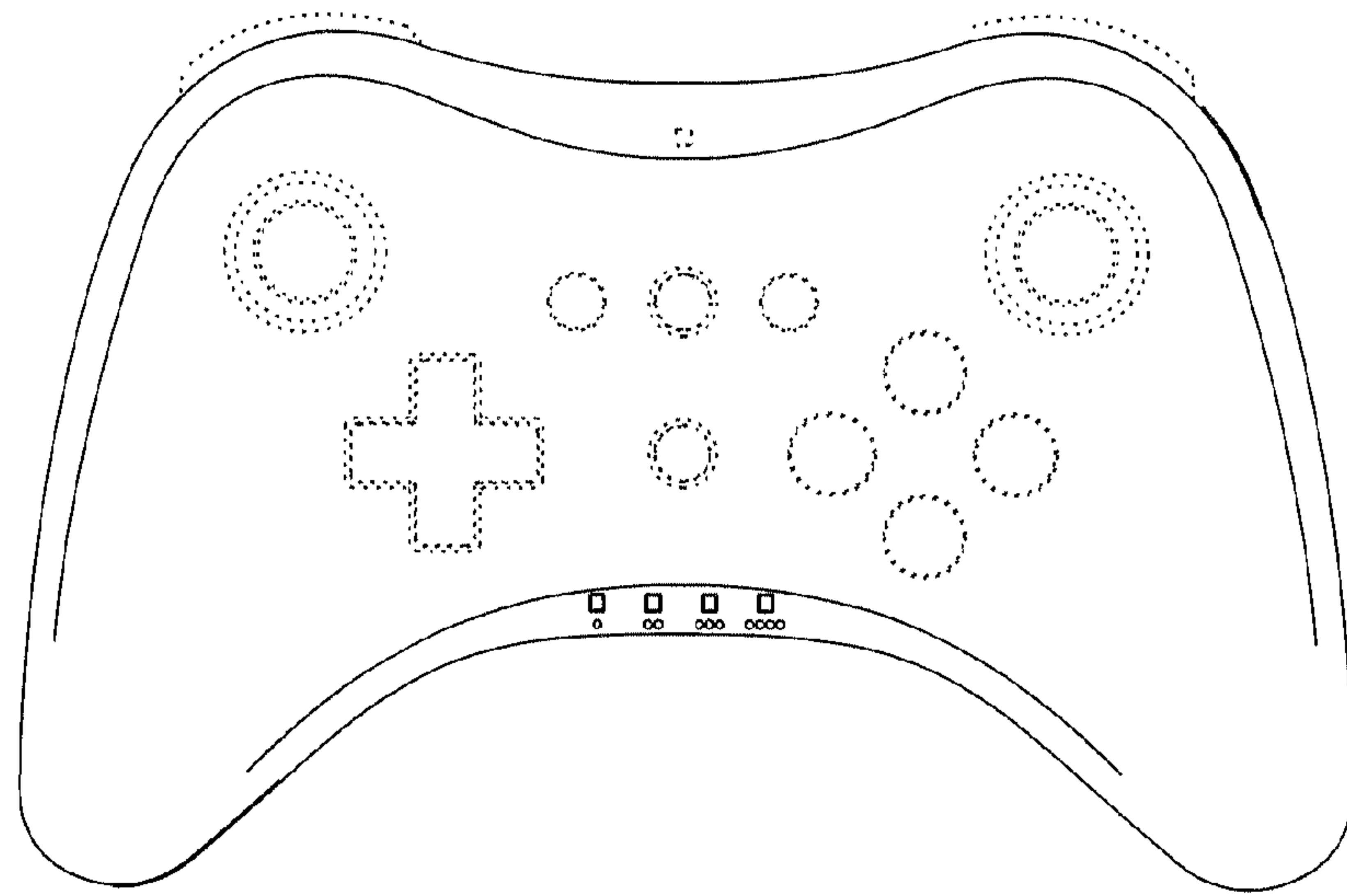


FIG. 4

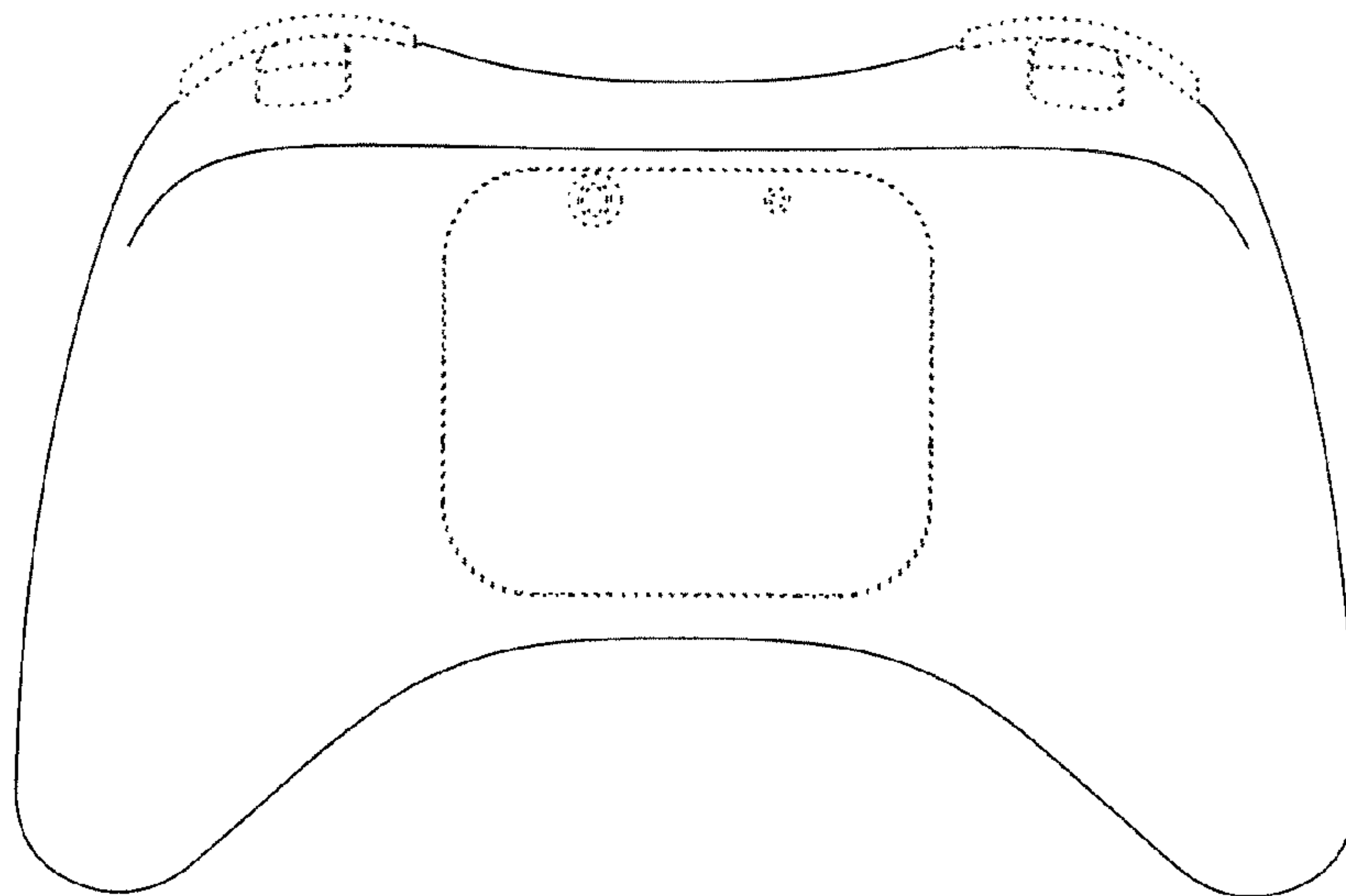


FIG. 5

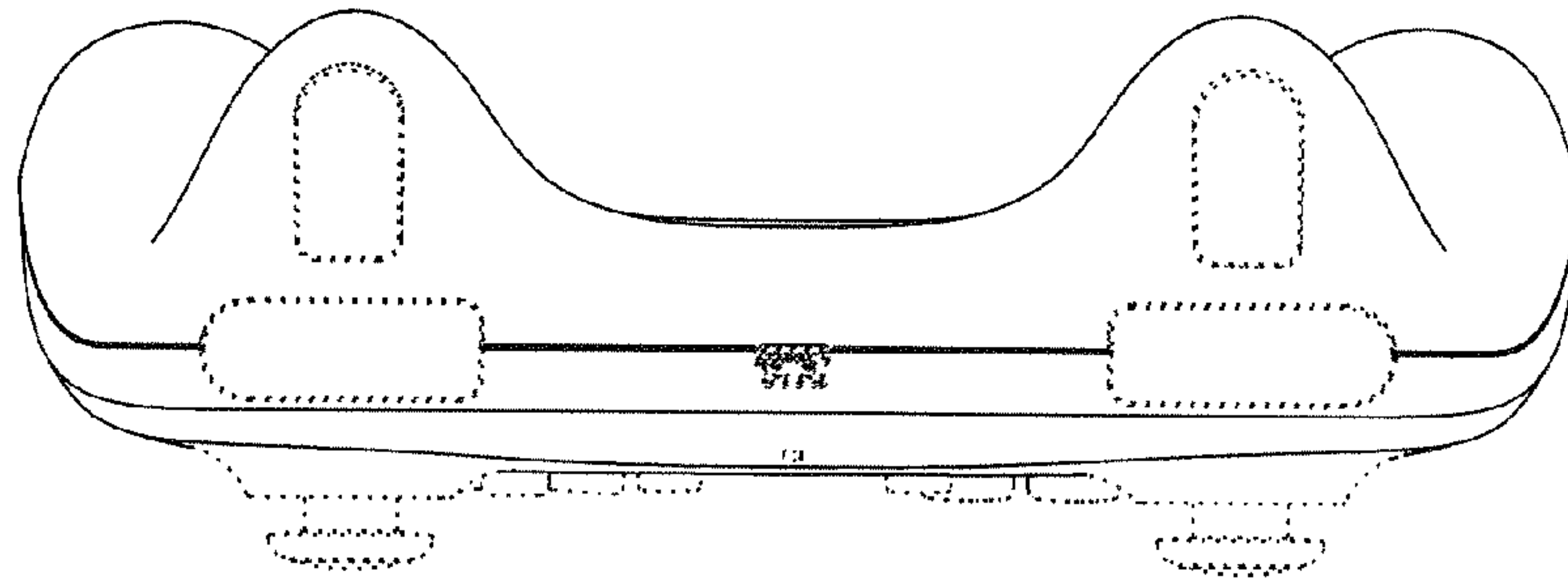


FIG. 6

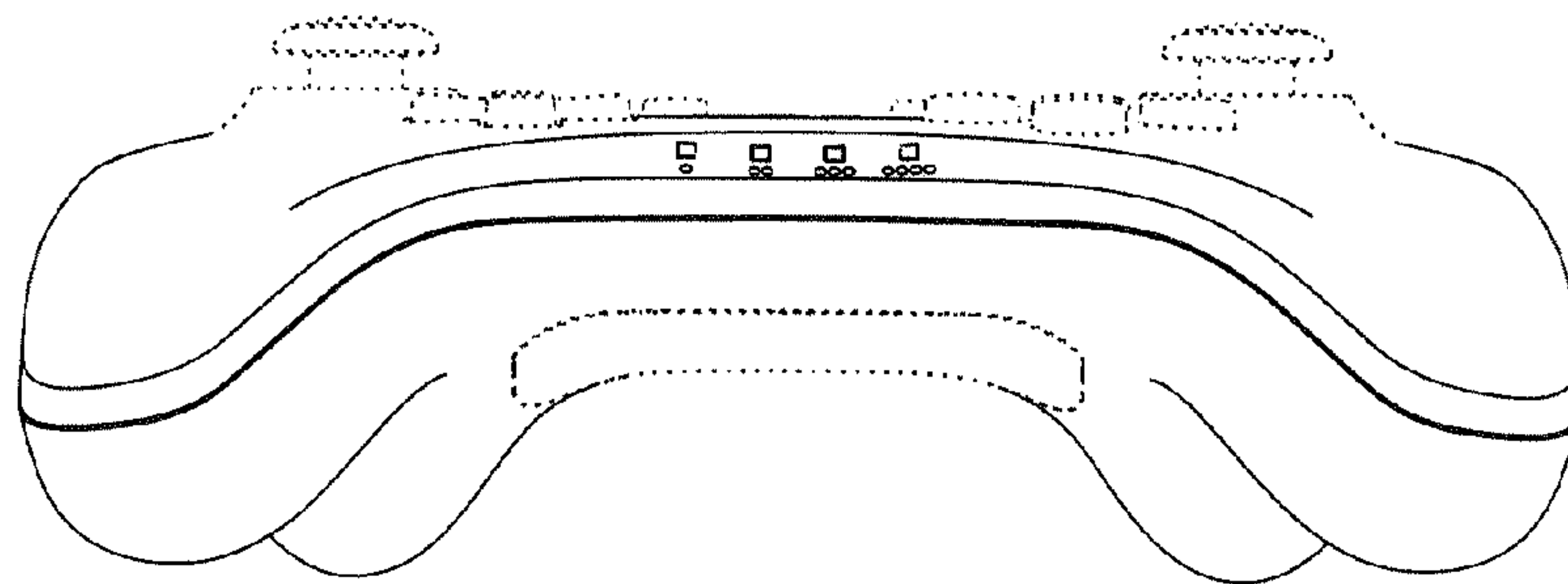


FIG. 7

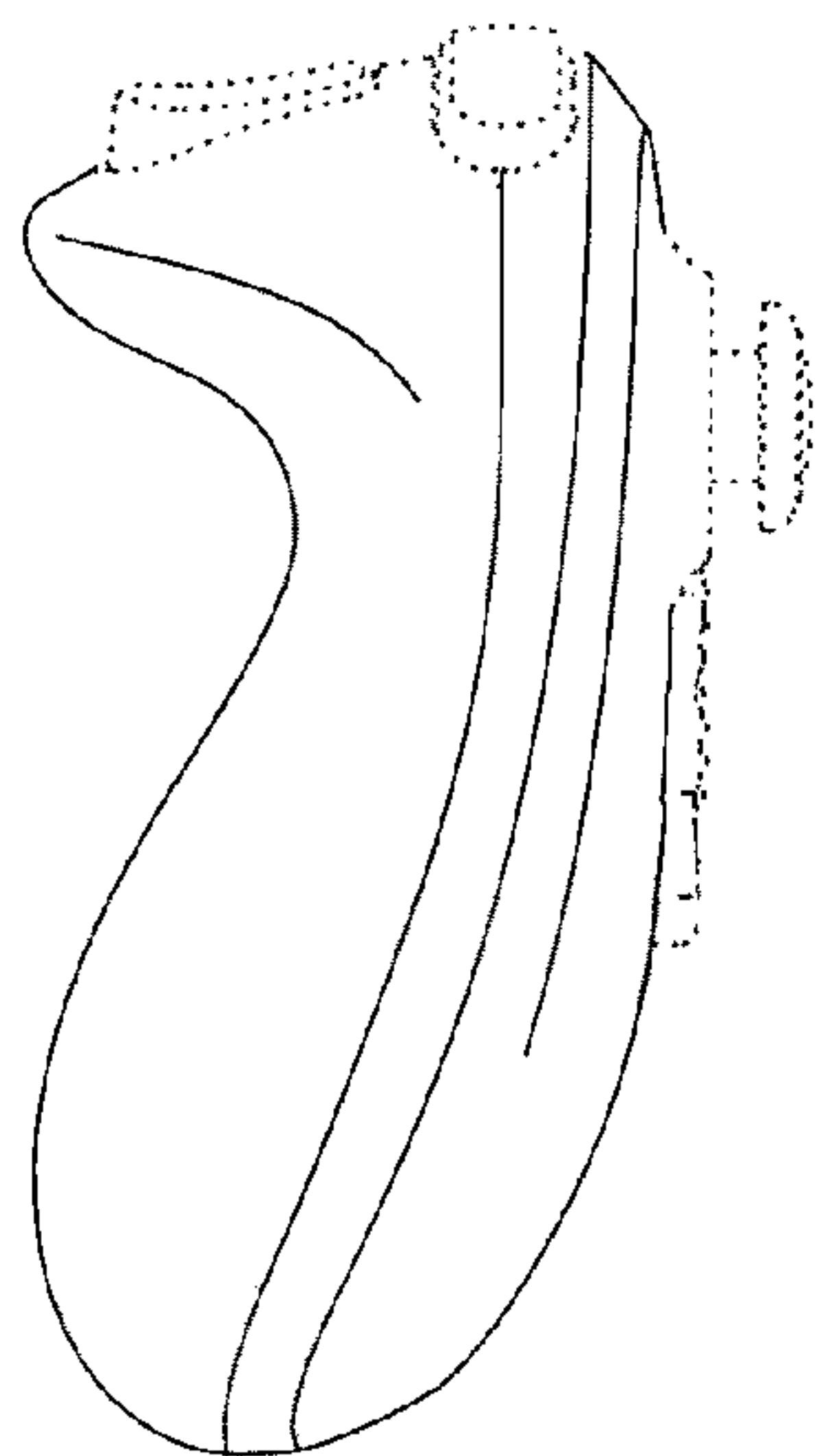


FIG. 8

