



US00D692862S

(12) **United States Design Patent**  
**Tanaka**

(10) **Patent No.:** **US D692,862 S**  
(45) **Date of Patent:** **\*\* Nov. 5, 2013**

(54) **SPEAKER**

(71) Applicant: **Yamaha Corporation**, Hamamatsu (JP)

(72) Inventor: **Kenshiro Tanaka**, Tokyo (JP)

(73) Assignee: **Yamaha Corporation**, Shizuoka (JP)

(\*\*) Term: **14 Years**

(21) Appl. No.: **29/439,148**

(22) Filed: **Dec. 7, 2012**

(30) **Foreign Application Priority Data**

Jun. 12, 2012 (JP) ..... 2012-013908

(51) **LOC (9) Cl.** ..... **14-03**

(52) **U.S. Cl.**  
USPC ..... **D14/214**

(58) **Field of Classification Search**  
USPC ..... D14/167, 172, 194–196, 204, 207,  
D14/209.1, 210–216, 221, 222; 181/143,  
181/144, 147, 148, 150, 153, 157, 198,  
181/199; 381/300–303, 306, 332, 333, 336,  
381/345, 361–364, 386–388  
See application file for complete search history.

(56) **References Cited**

**U.S. PATENT DOCUMENTS**

D394,263 S \* 5/1998 Fischer ..... D14/214  
D408,819 S \* 4/1999 Katsumata ..... D14/214

D439,237 S \* 3/2001 Felix et al. .... D14/214  
D480,708 S \* 10/2003 Bothe ..... D14/214  
D491,553 S \* 6/2004 Cook ..... D14/214  
D498,745 S \* 11/2004 Sayler et al. .... D14/214  
D521,981 S \* 5/2006 Sogabe ..... D14/214  
D541,259 S \* 4/2007 Pincek et al. .... D14/214  
D568,293 S \* 5/2008 Sawhney et al. .... D14/214  
D577,711 S \* 9/2008 Emge ..... D14/214  
D628,979 S \* 12/2010 Yagi ..... D14/214  
D645,844 S \* 9/2011 McManigal ..... D14/214  
D655,691 S \* 3/2012 Stewart et al. .... D14/214  
D660,286 S \* 5/2012 Lee et al. .... D14/214  
D682,250 S \* 5/2013 Mattioli ..... D14/172

\* cited by examiner

*Primary Examiner* — Keli L Hill

(74) *Attorney, Agent, or Firm* — Sughrue Mion, PLLC


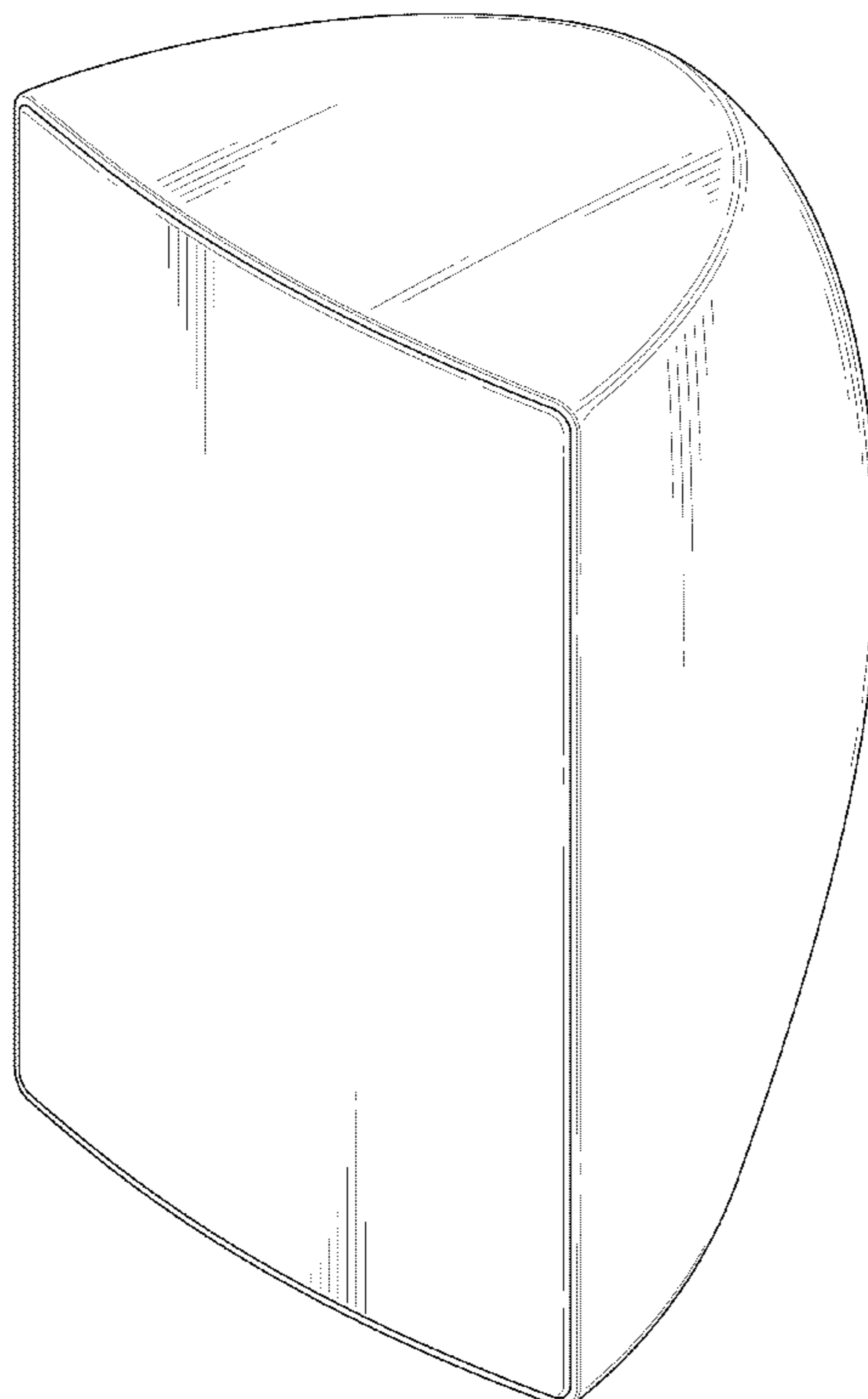
(57) **CLAIM**

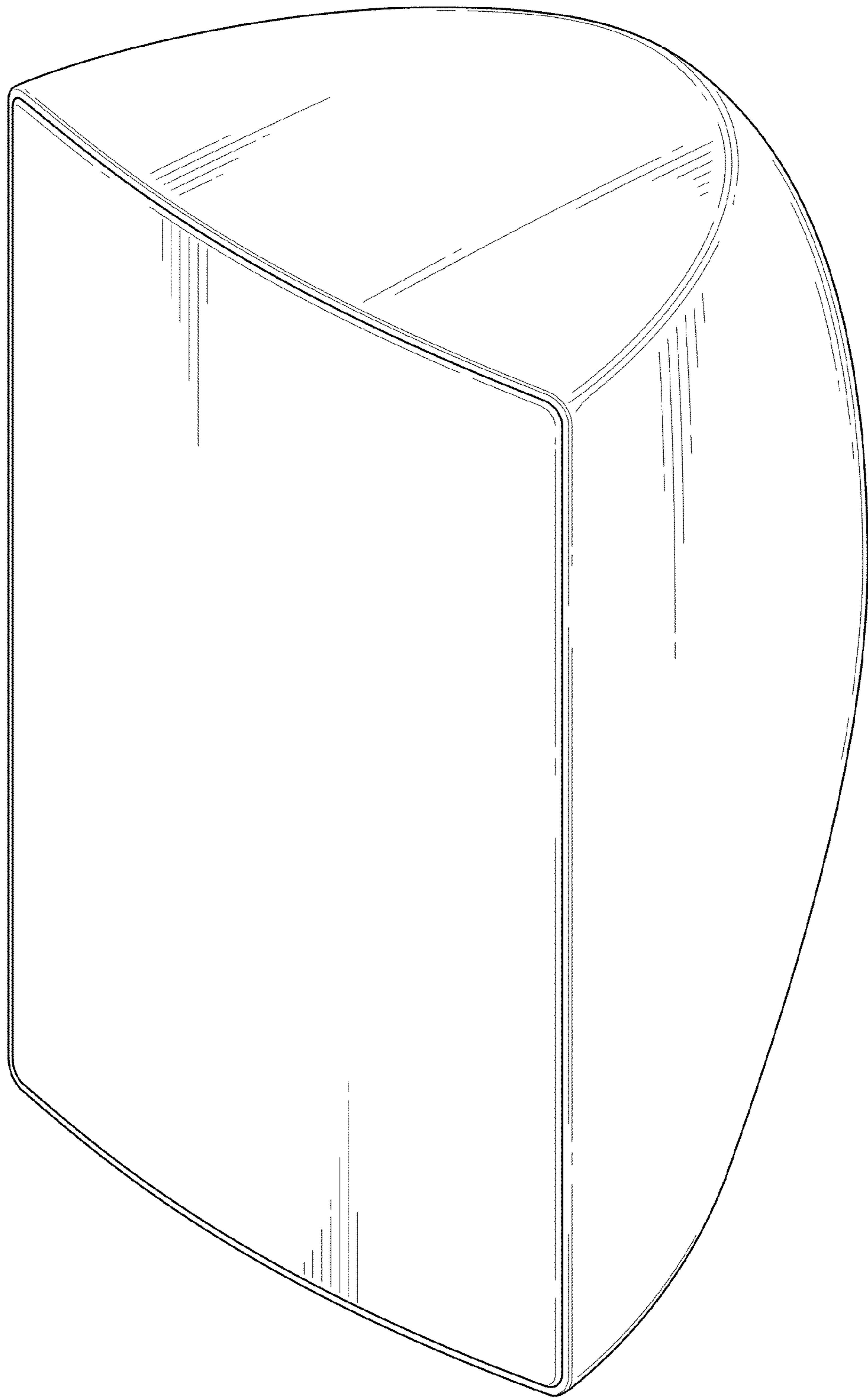
The ornamental design for a speaker, as shown and described.

**DESCRIPTION**


FIG. 1 is a perspective view of the front, top and right side of a speaker showing my new design;  
FIG. 2 is a front view thereof;  
FIG. 3 is a rear view thereof;  
FIG. 4 is a right side view thereof, the left side being a mirror image;  
FIG. 5 is a top plan view thereof; and,  
FIG. 6 is a bottom view thereof.  
The broken line showing of the speaker is included for the purpose of illustrating portions of the speaker and forms no part of the claimed design.

**1 Claim, 5 Drawing Sheets**

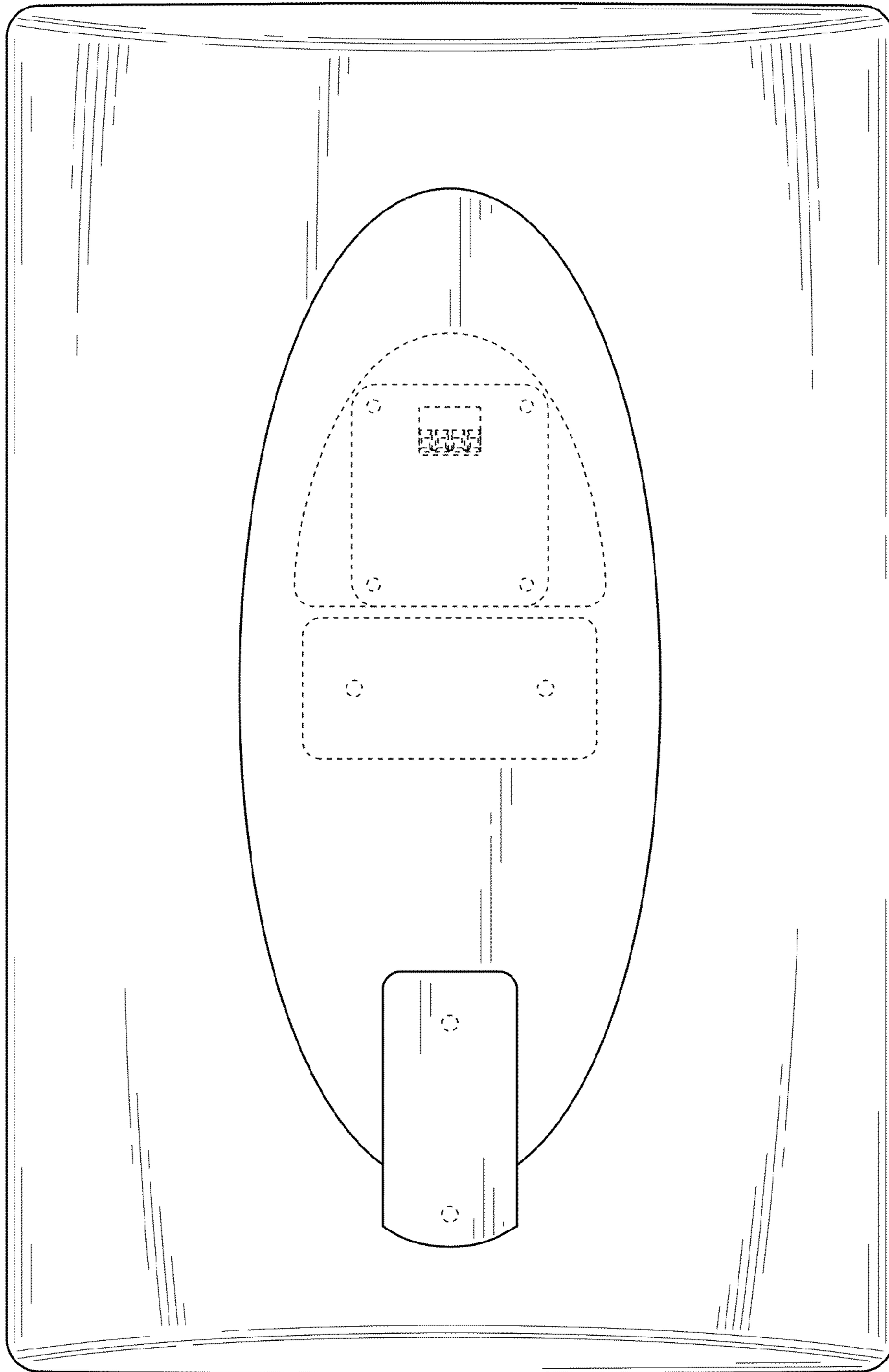





**FIG. 1**



*FIG. 2*

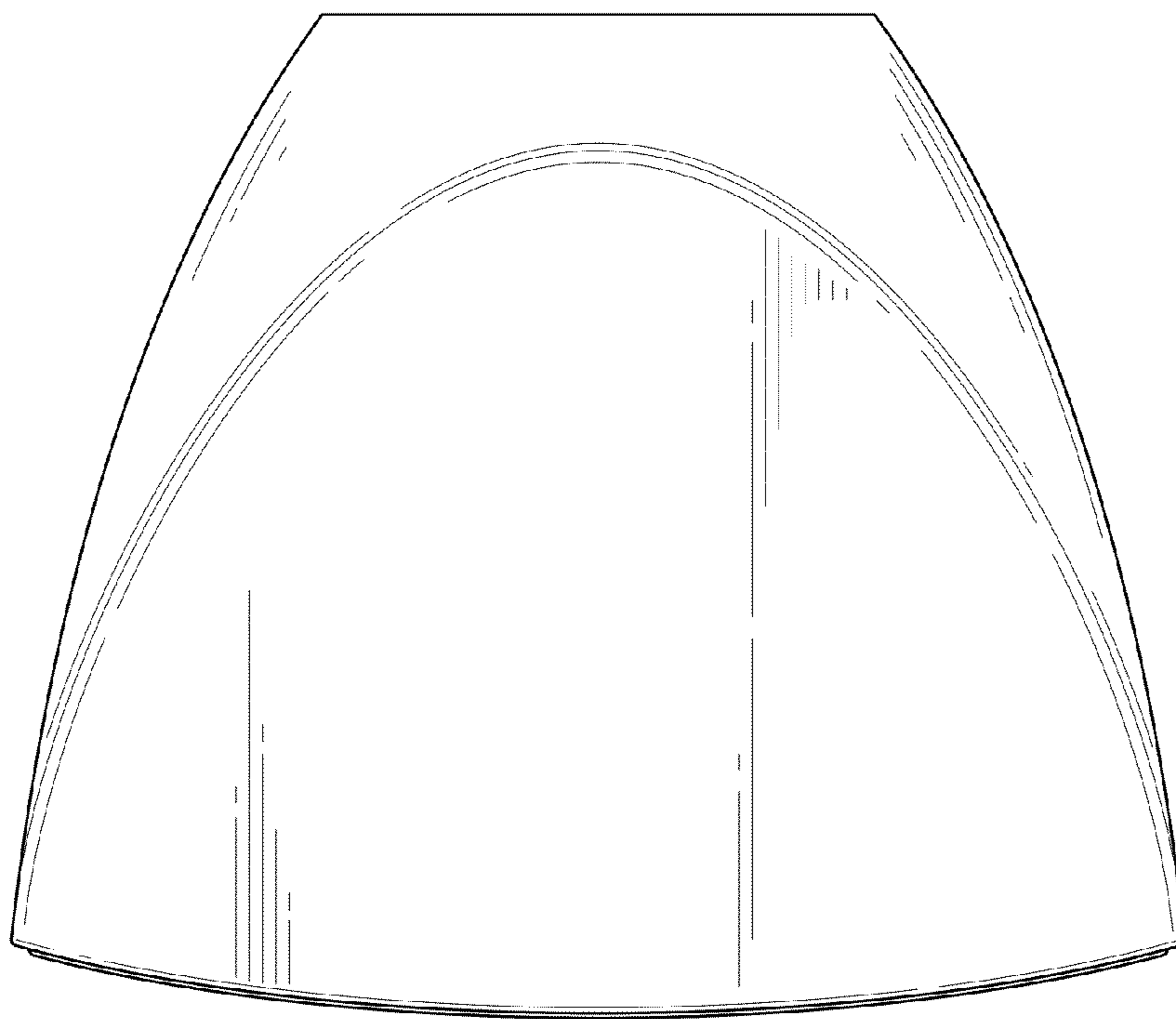


**FIG. 3**

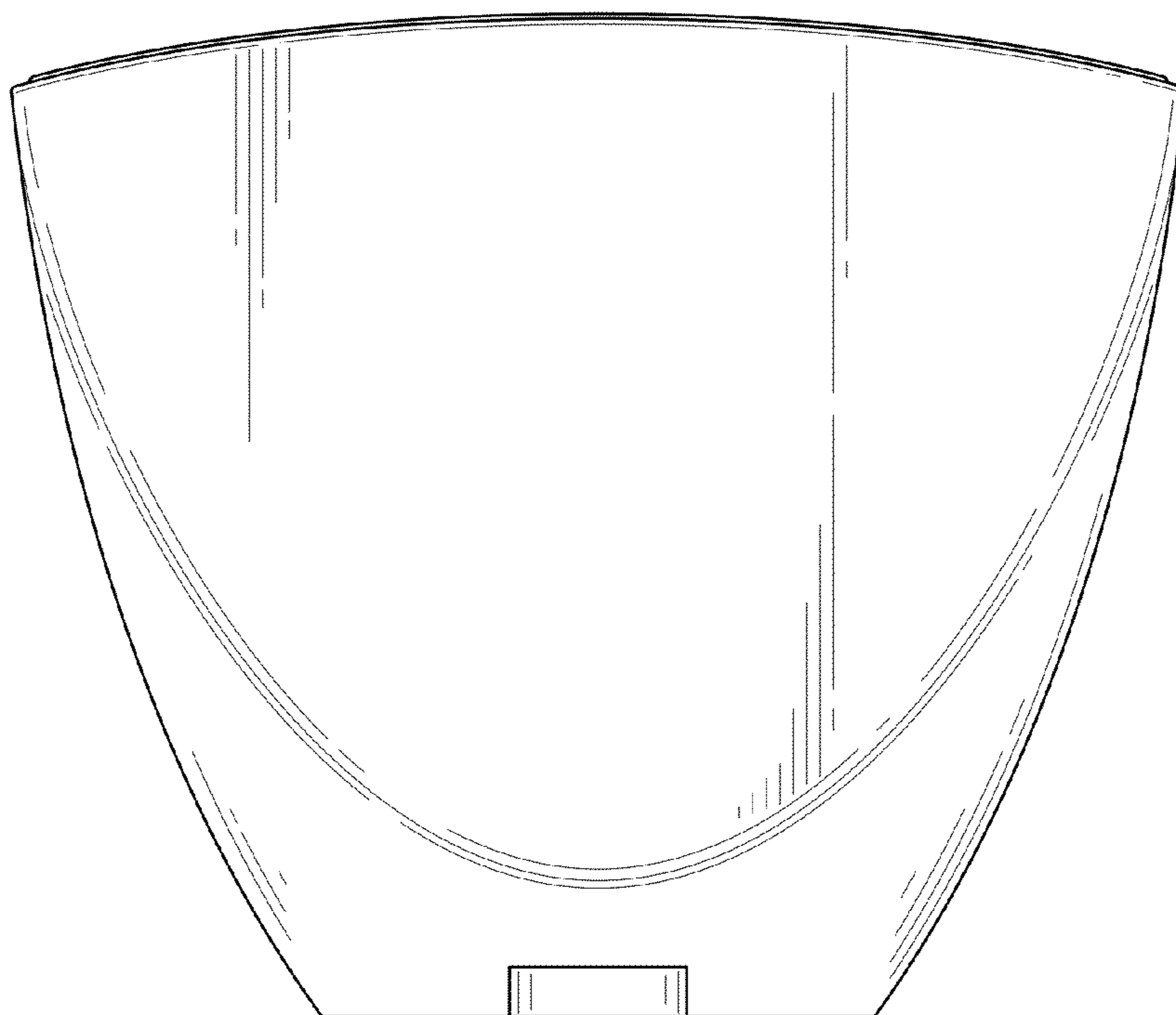


**FIG. 4**





*FIG. 5*



*FIG. 6*