

US00D692860S

(12) **United States Design Patent**  
**Paterson**

(10) **Patent No.:** **US D692,860 S**

(45) **Date of Patent:** **\*\* Nov. 5, 2013**

(54) **SPEAKER**

(75) Inventor: **Michael Edward James Paterson,**  
Wanchai (HK)

(73) Assignee: **Koninklijke Philips N.V.,** Eindhoven  
(NL)

(\*\*) Term: **14 Years**

(21) Appl. No.: **29/426,726**

(22) Filed: **Jul. 10, 2012**

(30) **Foreign Application Priority Data**

Jan. 10, 2012 (EM) ..... 001973397-0001  
Jan. 30, 2012 (EM) ..... 001983107-0001

(51) **LOC (9) Cl.** ..... **14-03**

(52) **U.S. Cl.**  
USPC ..... **D14/214**

(58) **Field of Classification Search**  
USPC ..... D14/167, 172, 194-196, 204, 207,  
D14/209.1, 210-216, 221, 222; 181/143,  
181/144, 147, 148, 150, 153, 157, 198,  
181/199; 381/300-303, 306, 332, 333, 336,  
381/345, 361-364, 386-388

See application file for complete search history.

(56) **References Cited**

U.S. PATENT DOCUMENTS

D372,917 S *	8/1996	Kobayashi	.....	D14/214
D535,976 S *	1/2007	Ng et al.	.....	D14/214
D641,338 S *	7/2011	Chen	.....	D14/209.1
D676,418 S *	2/2013	Suzuki	.....	D14/209.1
D677,244 S *	3/2013	Funayama	.....	D14/209.1
D681,604 S *	5/2013	Funayama	.....	D14/209.1

\* cited by examiner

*Primary Examiner* — Keli L Hill


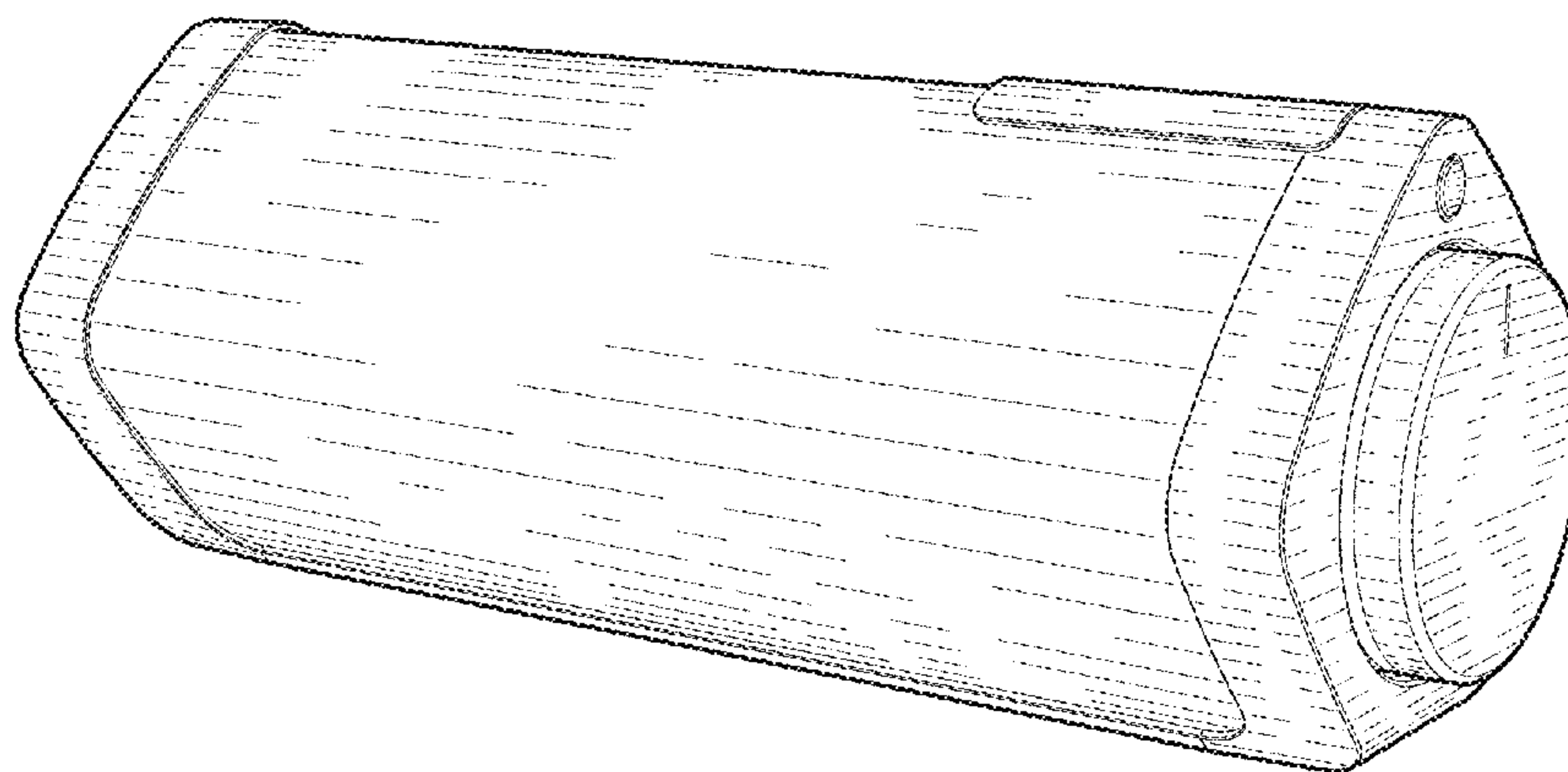
(57) **CLAIM**

The ornamental design for a speaker, as shown.

**DESCRIPTION**

FIG. 1 is a perspective view showing my design;  
FIG. 2 is a front elevational view thereof;  
FIG. 3 is a rear elevational view thereof;  
FIG. 4 is a right side elevational view thereof;  
FIG. 5 is a left side elevational view thereof;  
FIG. 6 is a top plan view thereof; and,  
FIG. 7 is a bottom plan view thereof.

**1 Claim, 4 Drawing Sheets**



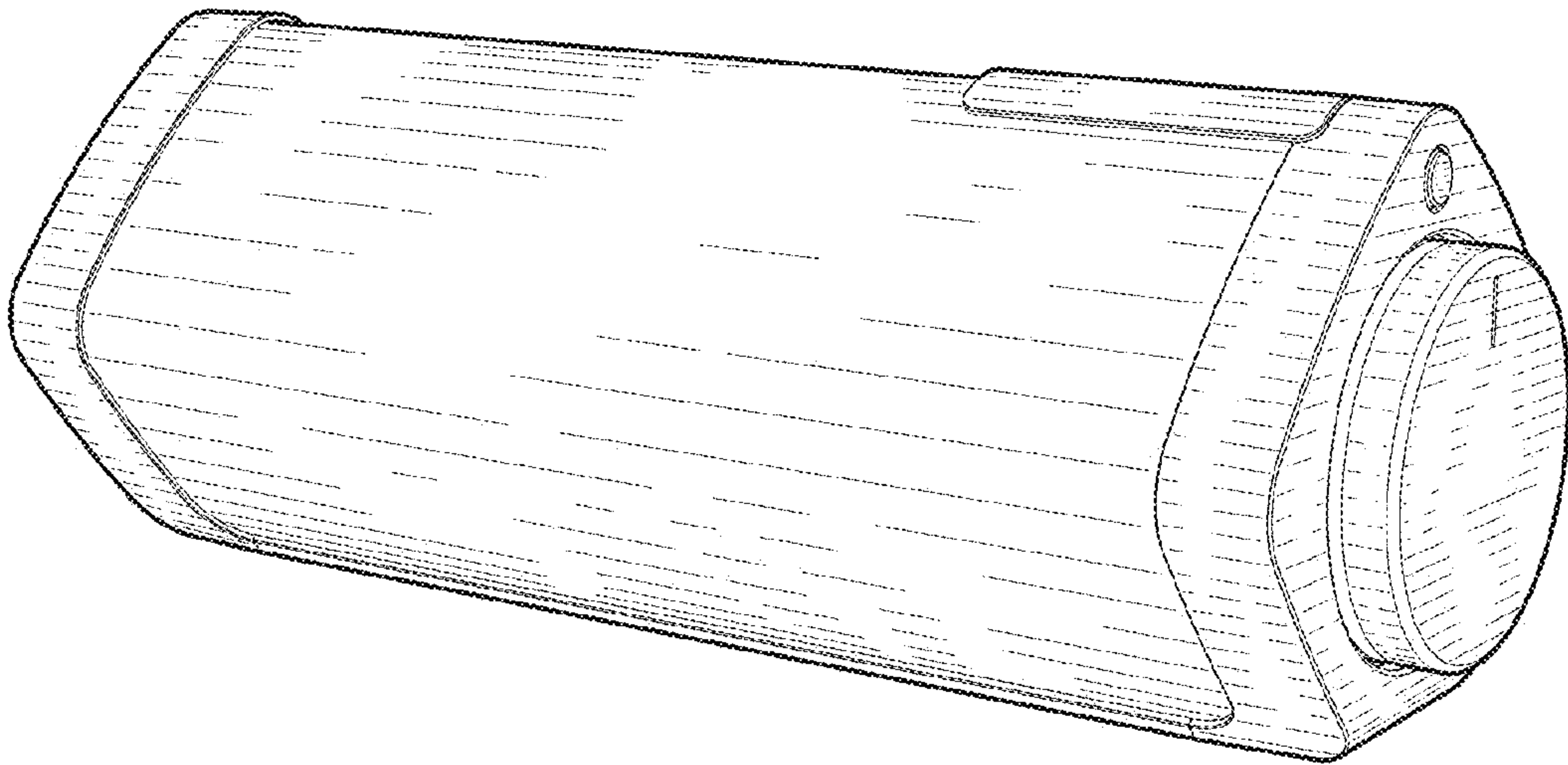


FIG. 1

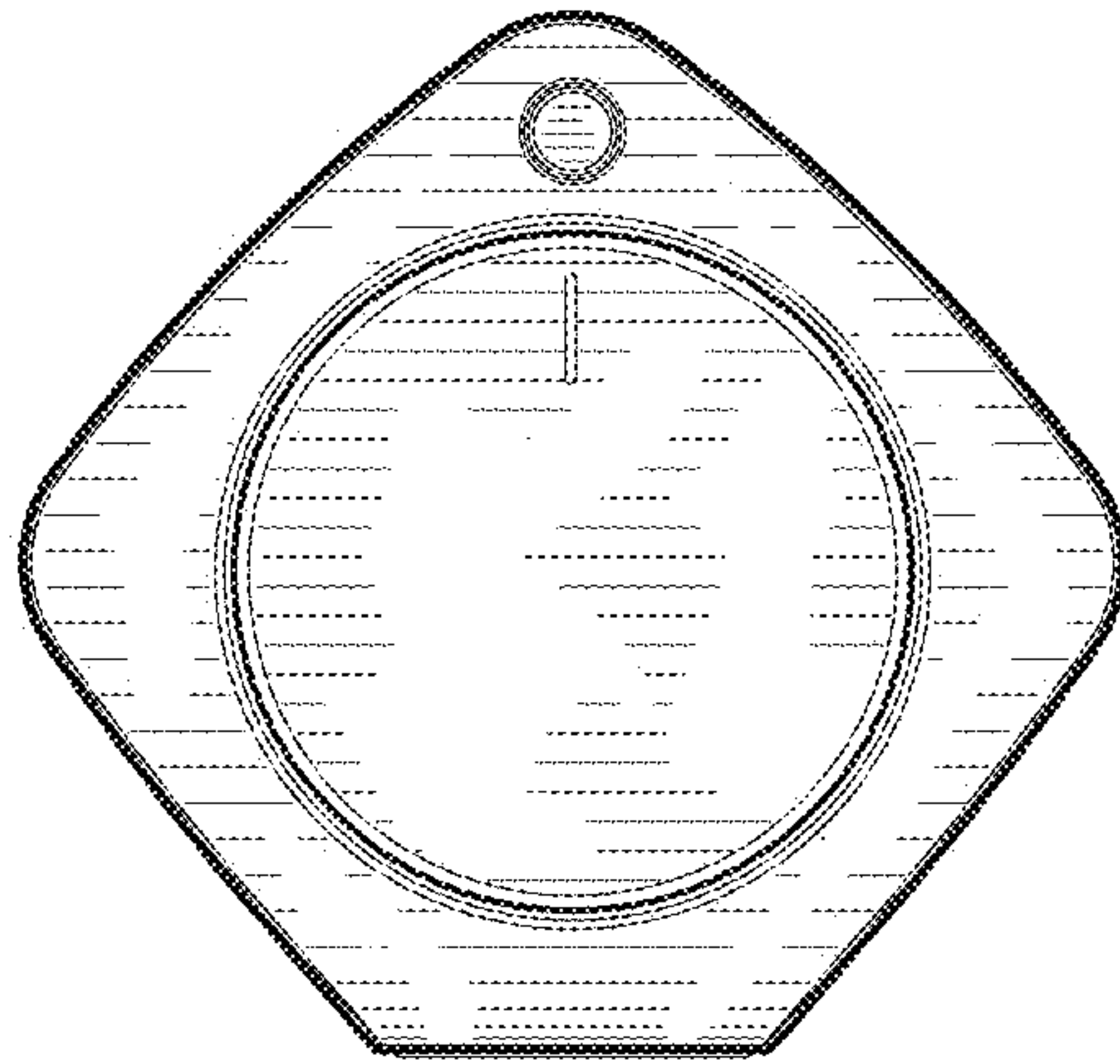


FIG. 2

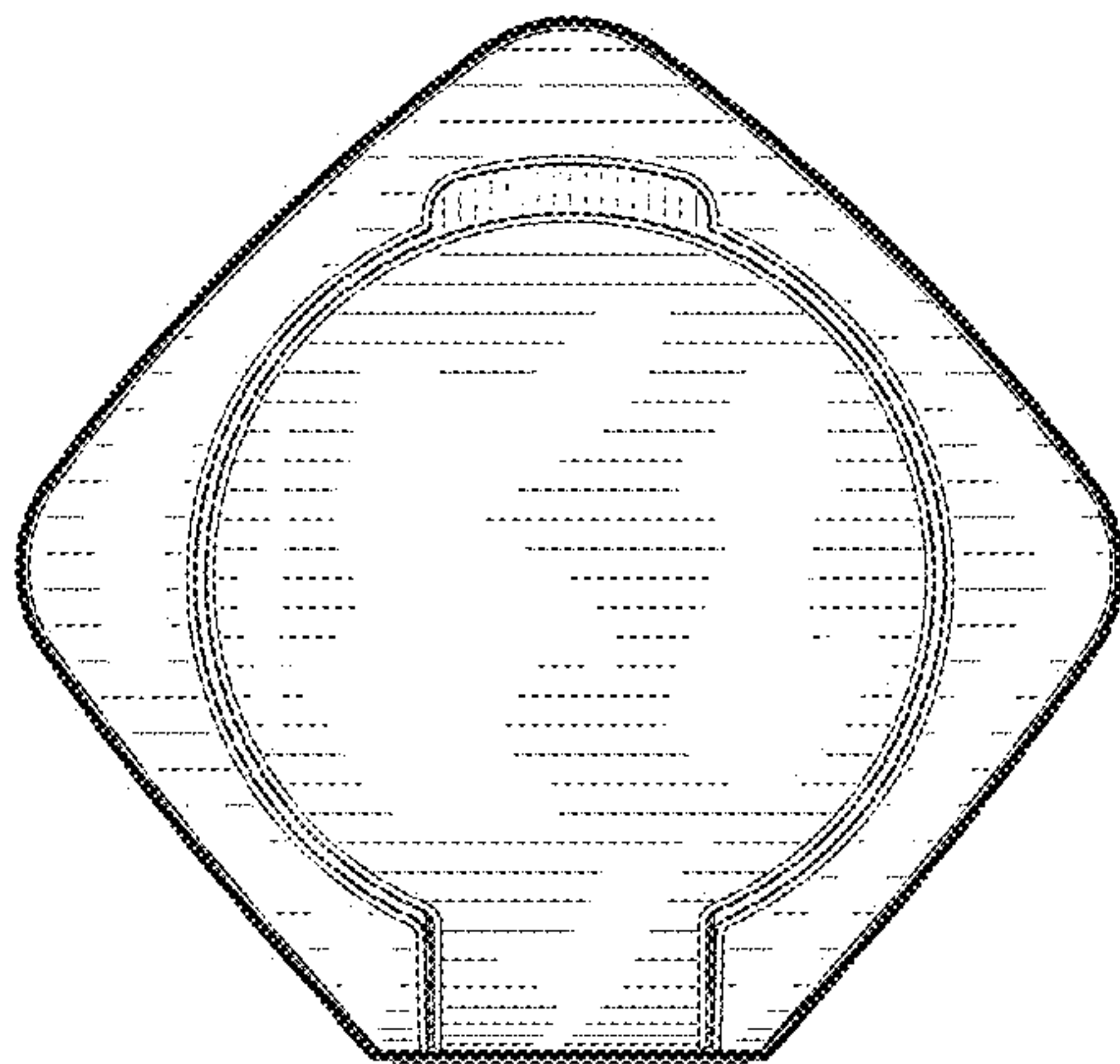


FIG. 3




FIG. 4



FIG. 5



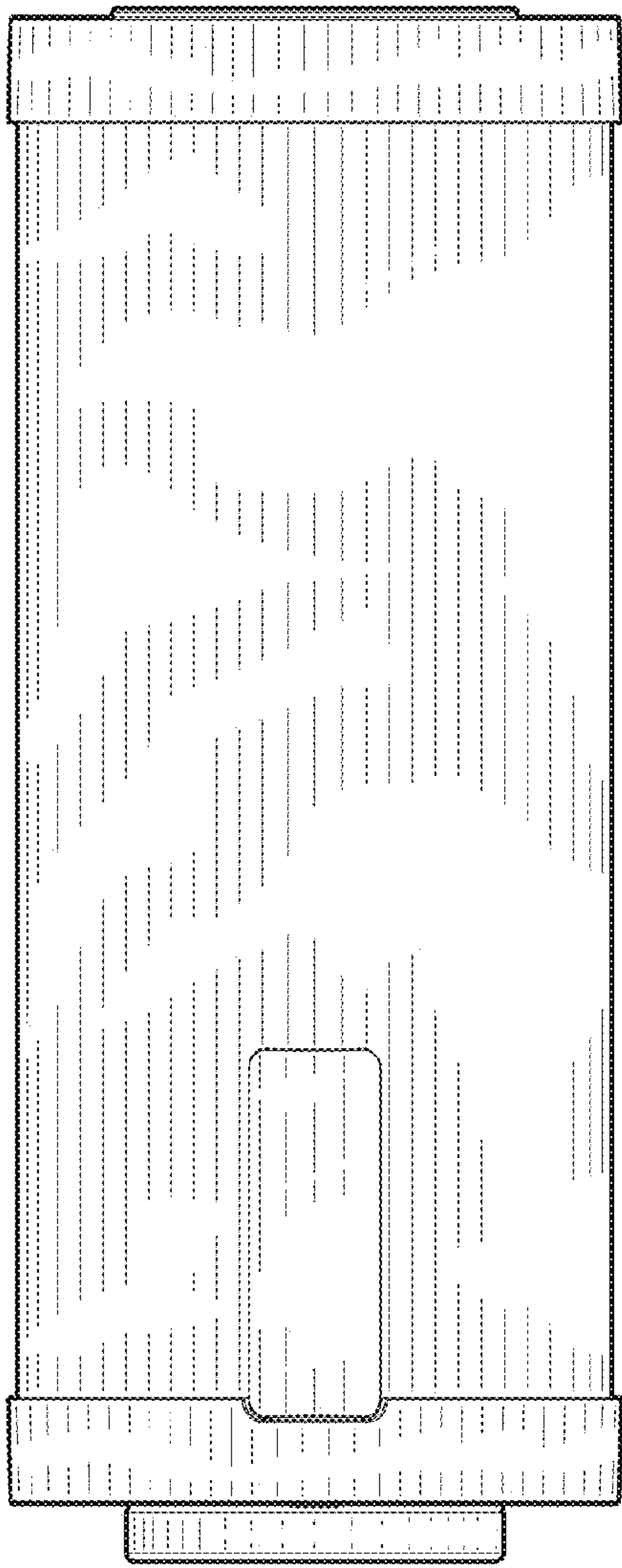


FIG. 6




FIG. 7