



US00D692832S

(12) **United States Design Patent**  
**Esses**

(10) **Patent No.:** **US D692,832 S**  
(45) **Date of Patent:** **\*\* Nov. 5, 2013**

- (54) **CHARGING SYSTEM**
- (71) Applicant: **Premier Accessory Group LLC**,  
Edison, NJ (US)
- (72) Inventor: **Alfred Esses**, Brooklyn, NY (US)
- (73) Assignee: **Premier Accessory Group LLC**, Edison,  
NJ (US)
- (\*\*) Term: **14 Years**
- (21) Appl. No.: **29/449,791**
- (22) Filed: **Mar. 15, 2013**
- (51) **LOC (9) Cl.** ..... **13-03**
- (52) **U.S. Cl.**  
USPC ..... **D13/144; D13/110**
- (58) **Field of Classification Search**  
USPC ..... D13/110, 144, 103, 107, 108, 118, 119,  
D13/123, 133, 137.1, 184, 199; D14/240,  
D14/251, 356, 432, 433, 434; 174/53, 54,  
174/59, 61; 307/11, 150, 151; 320/107,  
320/111, 112, 113, 114, 115; 361/679.01;  
363/142, 146; 439/131, 172, 626, 628,  
439/638  
See application file for complete search history.

- D425,017 S \* 5/2000 Leung ..... D13/110
- D442,543 S \* 5/2001 Krumenacker et al. .... D13/107
- D494,542 S \* 8/2004 Hriscu et al. .... D13/110
- D506,455 S \* 6/2005 Bey et al. .... D14/155
- D544,834 S \* 6/2007 Weinstein ..... D13/110
- D582,846 S \* 12/2008 Lett ..... D13/110
- D615,033 S \* 5/2010 Baker et al. .... D13/107
- D620,441 S \* 7/2010 Hou ..... D13/144
- D654,867 S \* 2/2012 Huppe ..... D13/110

\* cited by examiner

*Primary Examiner* — Derrick Holland

(74) *Attorney, Agent, or Firm* — Gottlieb, Rackman & Reisman, P.C.

- (56) **References Cited**  
U.S. PATENT DOCUMENTS  
D406,261 S \* 3/1999 Kettula et al. .... D13/144  
D409,568 S \* 5/1999 Lindahl ..... D13/144

(57) **CLAIM**  
The ornamental design for a charging system, as shown and described.

**DESCRIPTION**  
FIG. 1 is a top, front, right side perspective view of a charging system having the design of my invention;  
FIG. 2 is a top plan view thereof;  
FIG. 3 is a left side elevation view thereof;  
FIG. 4 is front elevation view thereof;  
FIG. 5 is a right side elevation thereof;  
FIG. 6 is a rear elevation view thereof; and,  
FIG. 7 is a bottom plan view thereof.  
The broken lines shown represent unclaimed subject matter and form no part of the claimed design.

**1 Claim, 4 Drawing Sheets**





FIG. 1



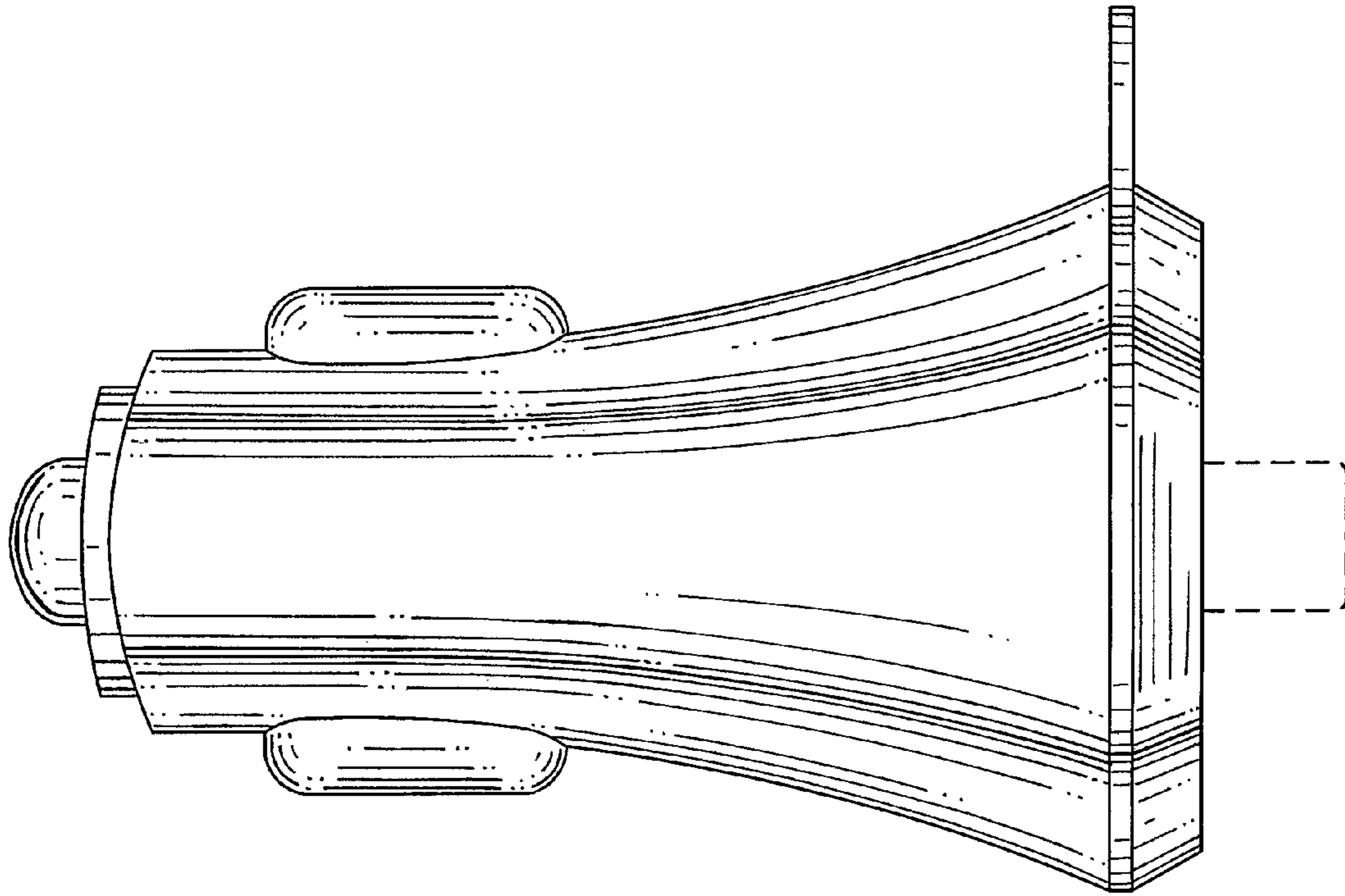


FIG. 2

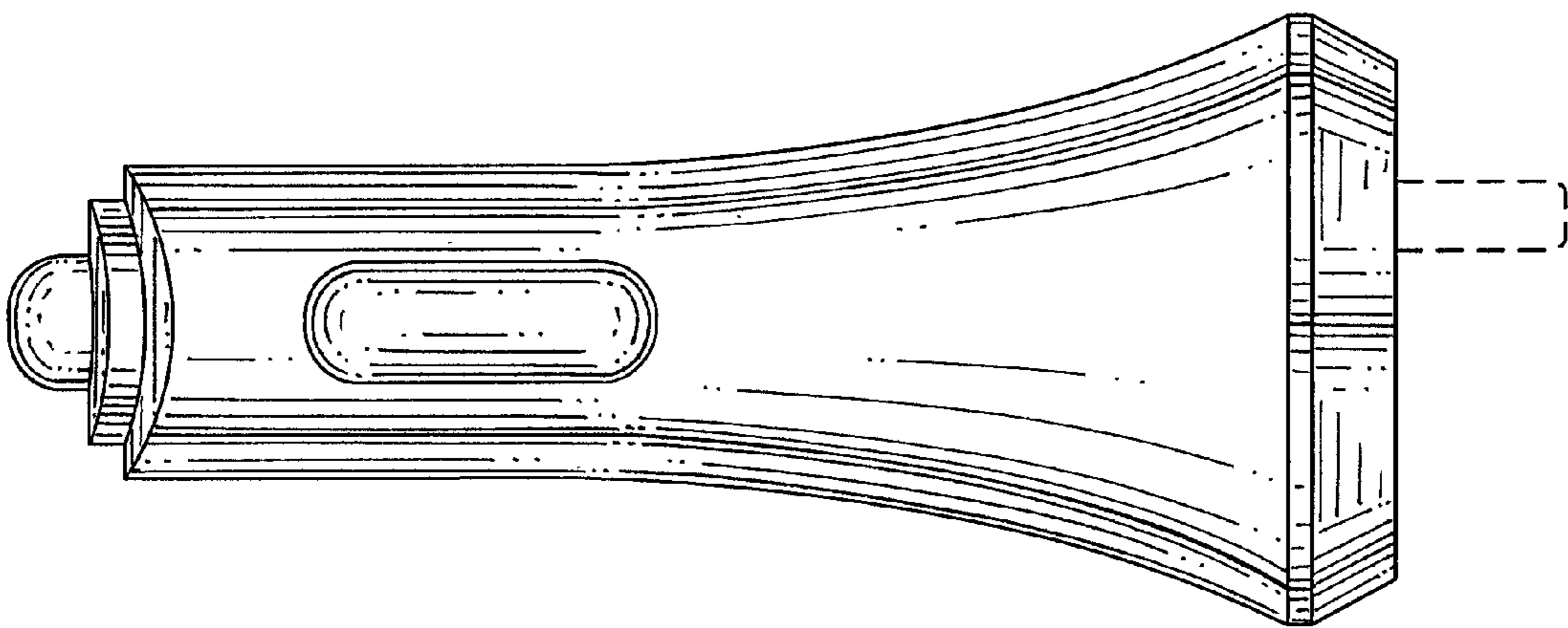


FIG. 3

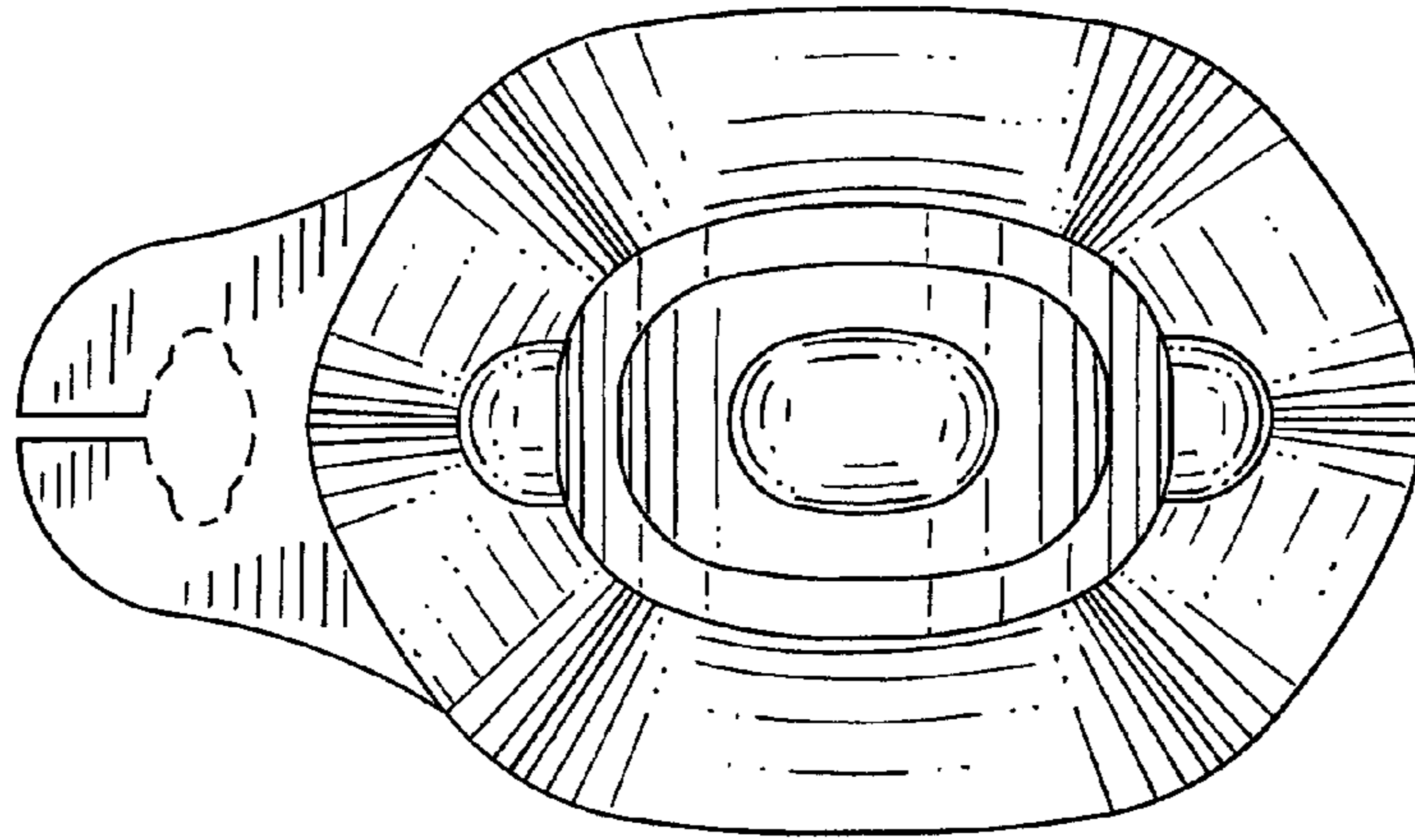


FIG. 4

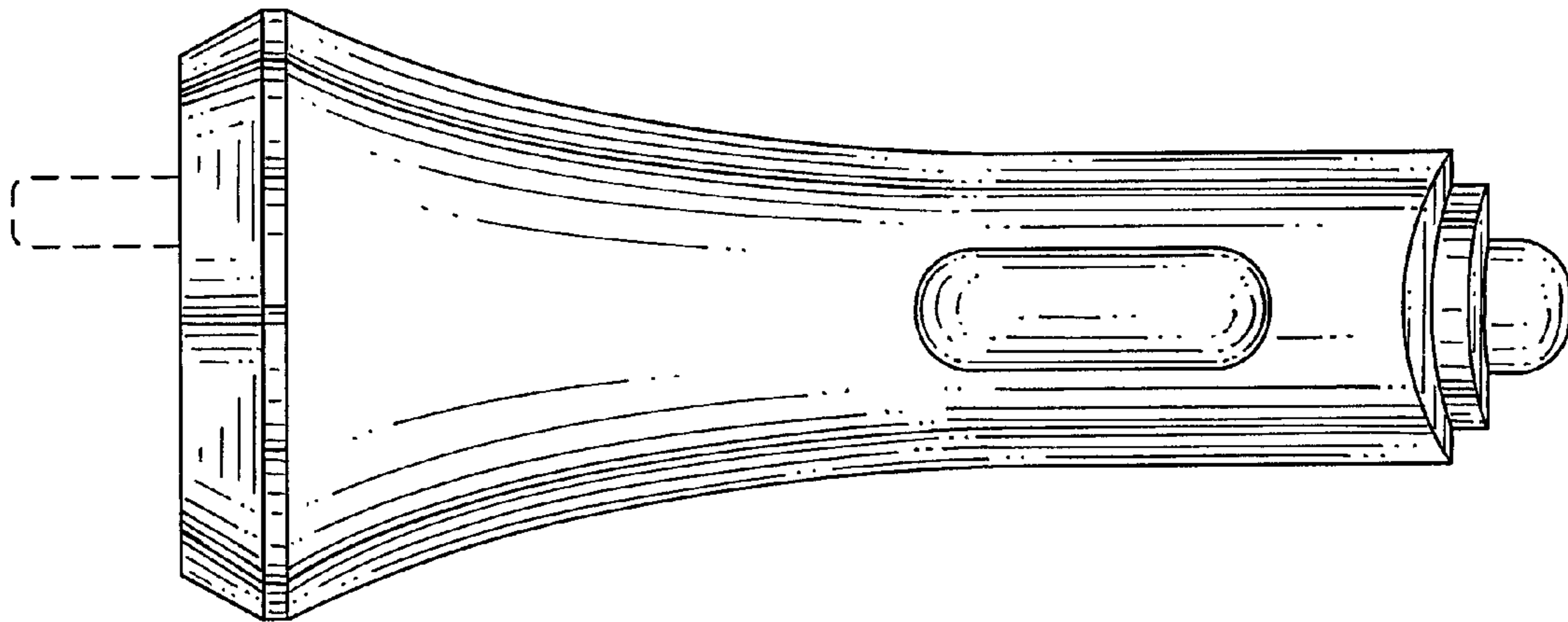


FIG. 5

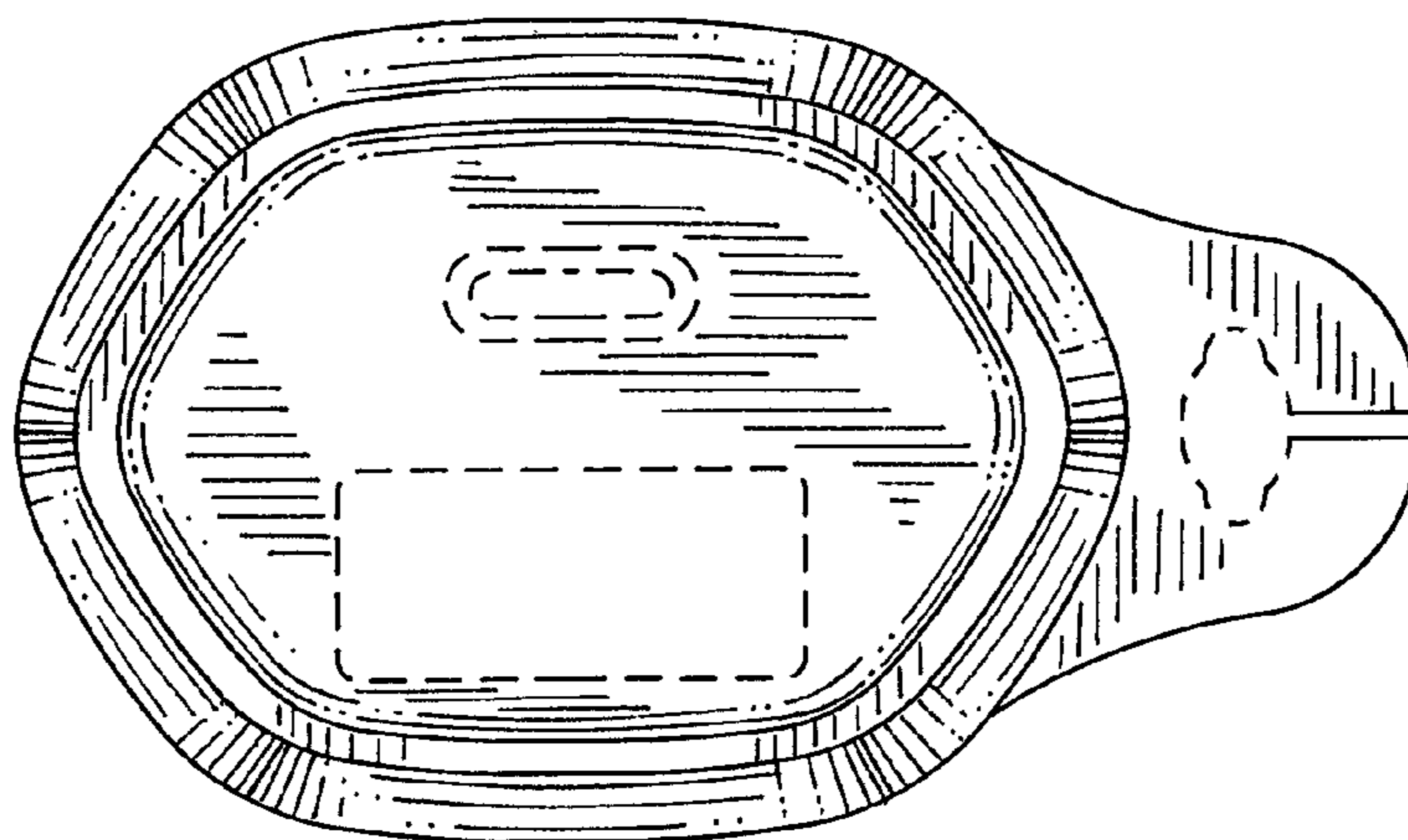


FIG. 6

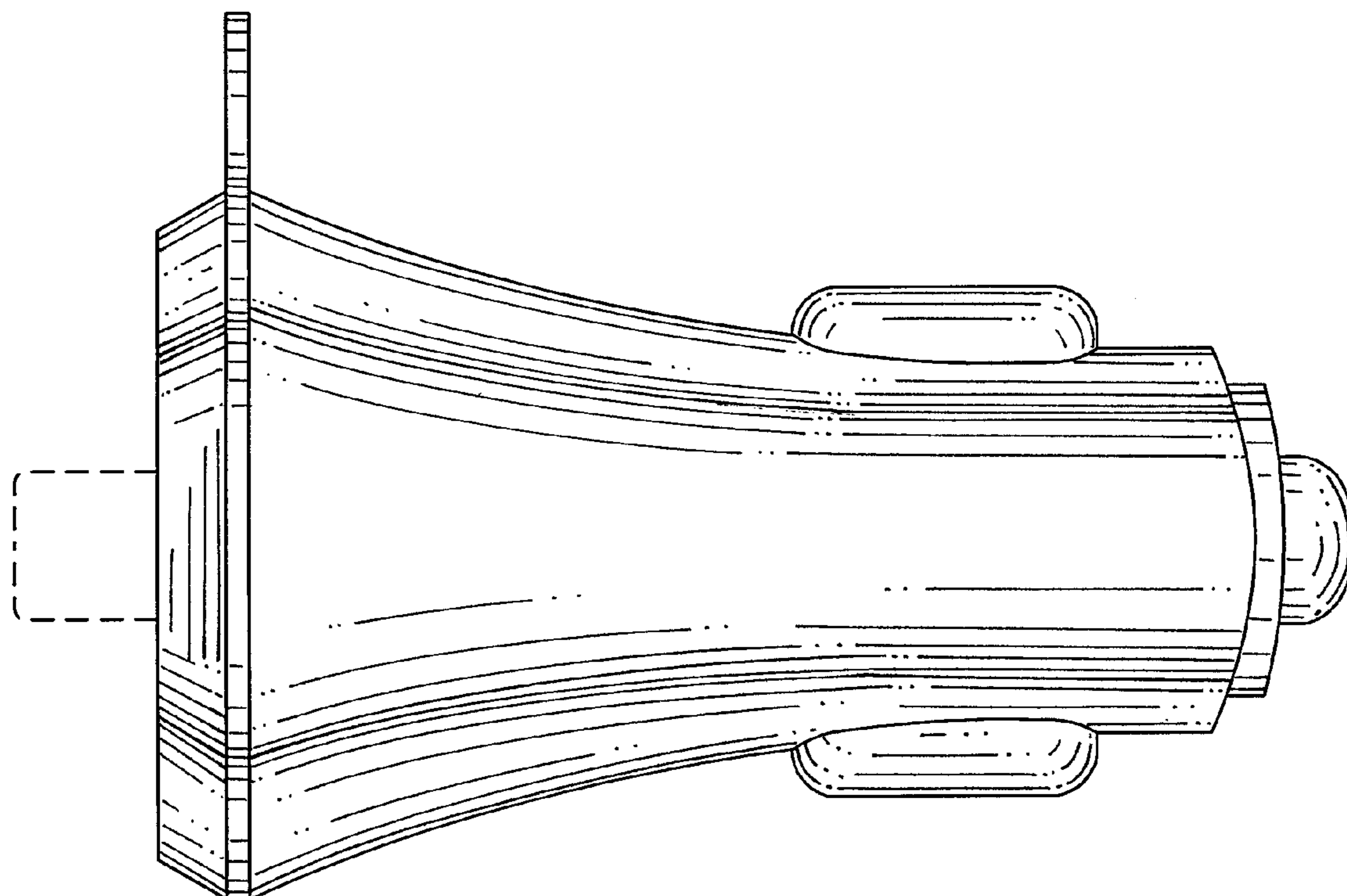


FIG. 7