

US00D692812S

(12) **United States Design Patent**
Harriton

(10) **Patent No.:** **US D692,812 S**
(45) **Date of Patent:** **** Nov. 5, 2013**

(54) **HOOD**
(75) Inventor: **David Harriton**, Missoula, MT (US)
(73) Assignee: **Streetcar ORV LLC**, Wixom, MI (US)
(**) Term: **14 Years**
(21) Appl. No.: **29/405,800**
(22) Filed: **Nov. 7, 2011**
(51) **LOC (9) Cl.** **12-08**
(52) **U.S. Cl.**
USPC **D12/173**
(58) **Field of Classification Search**
USPC D12/86, 90, 91, 92, 173, 196; 180/69.2,
180/69.21, 69.22
See application file for complete search history.

D541,198 S * 4/2007 Levy D12/173
D545,252 S 6/2007 Chiang
D548,151 S 8/2007 Chiang
D548,152 S 8/2007 Chiang
D548,651 S 8/2007 Chiang
D555,553 S * 11/2007 Kaoud et al. D12/173
D556,654 S 12/2007 Lee et al.
D560,576 S 1/2008 Tant et al.
D560,577 S * 1/2008 Okamoto et al. D12/173
D561,665 S 2/2008 Thomas et al.
D571,267 S 6/2008 Baum
D588,511 S * 3/2009 Song et al. D12/173
D592,113 S * 5/2009 Ward D12/173
D597,002 S 7/2009 Jamieson et al.
D609,144 S * 2/2010 Takayama D12/173
D619,942 S * 7/2010 Ectors et al. D12/173
D627,281 S * 11/2010 Yoshida et al. D12/173

(Continued)

Primary Examiner — Philip S Hyder
Assistant Examiner — Darlington Ly
(74) *Attorney, Agent, or Firm* — Quinn Law Group, PLLC

(56) **References Cited**
U.S. PATENT DOCUMENTS

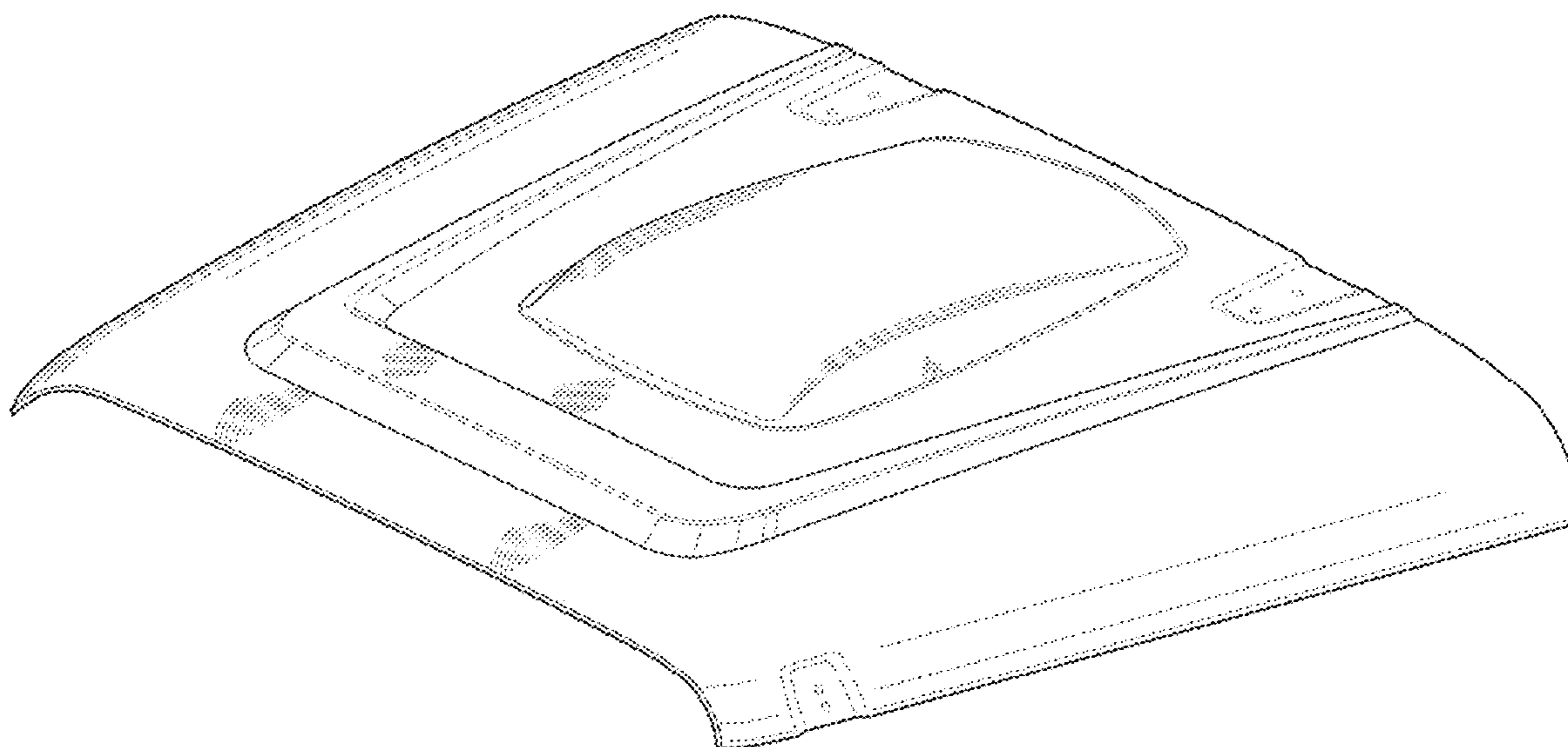
D171,836 S	3/1954	Bannister	
D231,519 S	4/1974	Darling	
D237,960 S	12/1975	Whitehead	
4,996,442 A	2/1991	Wayne	
D326,635 S	6/1992	Tisten	
5,136,276 A	8/1992	Wayne	
5,157,377 A	10/1992	Wayne	
D421,587 S *	3/2000	Horbury et al. D12/173
D426,800 S	6/2000	Zimmerman	
D437,270 S	2/2001	Yokomaku	
D438,497 S	3/2001	Yokomaku	
D484,835 S	1/2004	Chiang	
D489,299 S	5/2004	Metros et al.	
D493,753 S	8/2004	Metros et al.	
D518,761 S	4/2006	Chiang	
D520,418 S	5/2006	Platto et al.	
D522,939 S	6/2006	Chiang	
D524,188 S	7/2006	Tampi	

(57) **CLAIM**
I claim the ornamental design for a hood, as shown and described herein.

DESCRIPTION

FIG. 1 is a top left front perspective view of a hood, FIG. 2 is a top view of the hood of FIG. 1, FIG. 3 is a front view of the hood of FIG. 1, FIG. 4 is a left side view of the hood of FIG. 1, FIG. 5 is a right side view of the hood of FIG. 1, FIG. 6 is a rear view of the hood of FIG. 1; and, FIG. 7 is a bottom view of the hood of FIG. 1. All broken lines illustrate portions of the hood to which the design is applied that form no part of the claim.

1 Claim, 4 Drawing Sheets



(56)

References Cited

U.S. PATENT DOCUMENTS

D634,682 S * 3/2011 Matei et al. D12/173
D641,669 S 7/2011 Vardis

D651,144 S * 12/2011 Okumoto et al. D12/173
D659,612 S * 5/2012 Matsumoto et al. D12/173
D662,013 S * 6/2012 Hakamata et al. D12/173

* cited by examiner

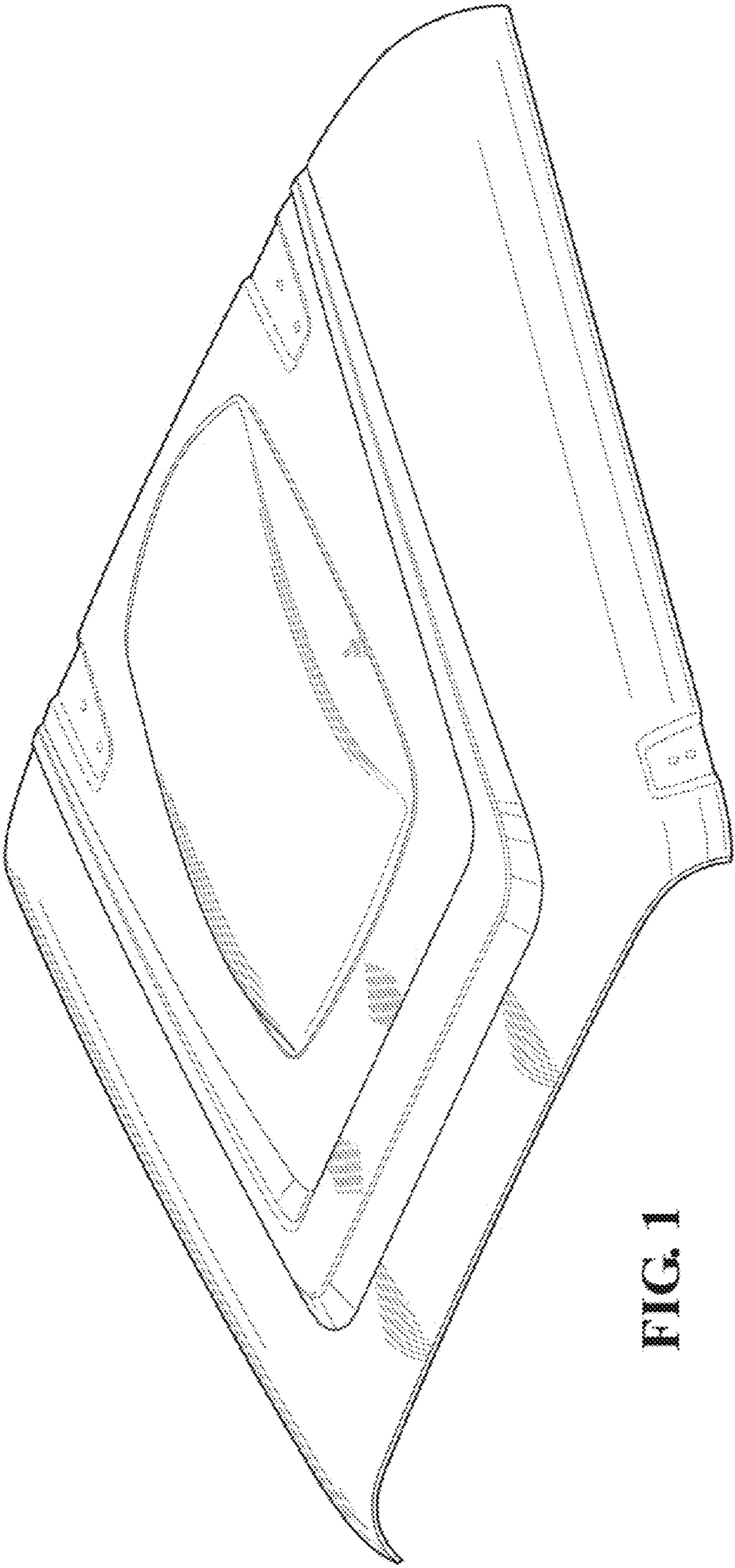


FIG. 1




FIG. 2

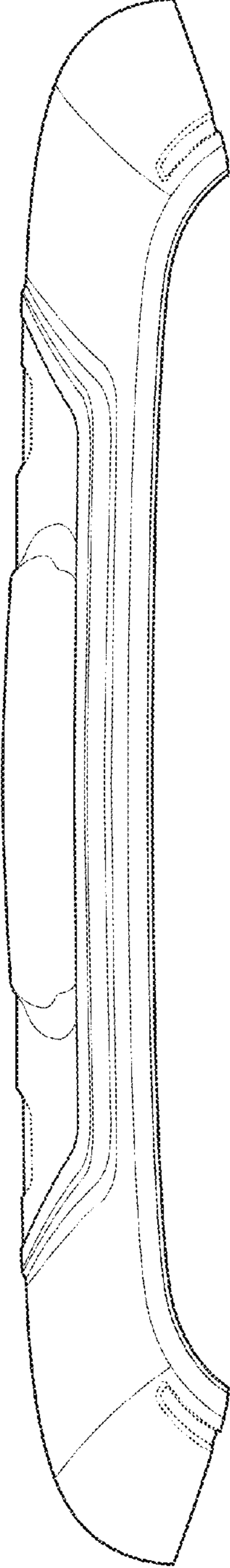


FIG. 3

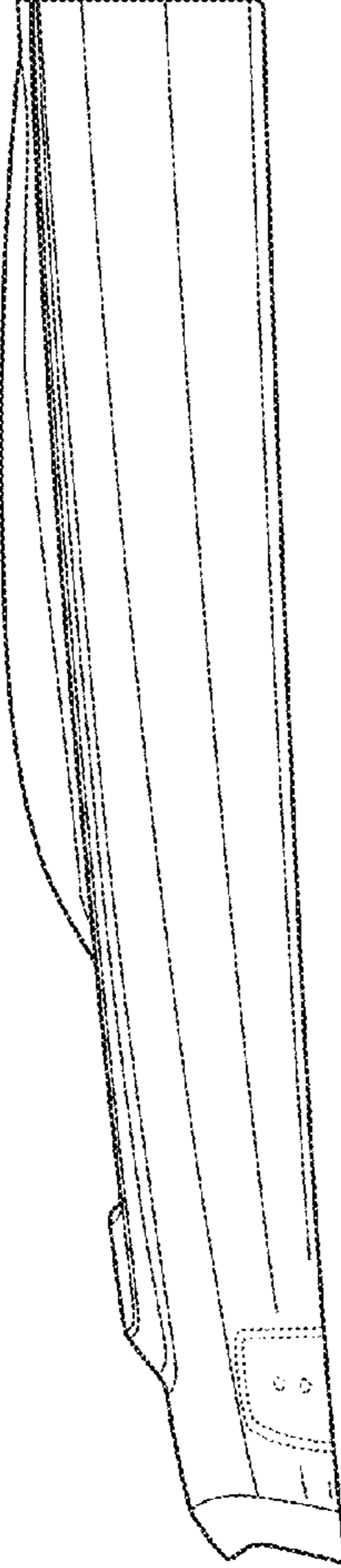


FIG. 4

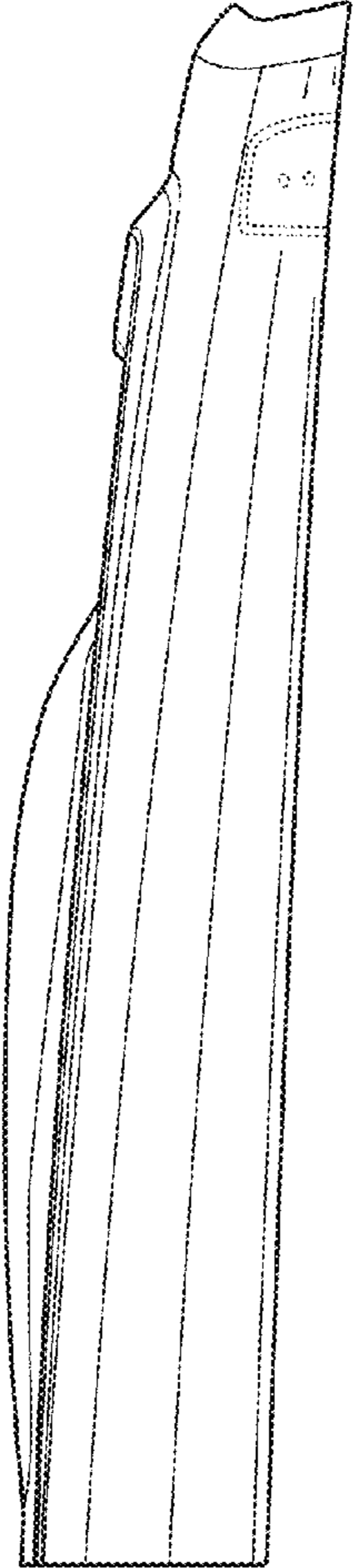


FIG. 5

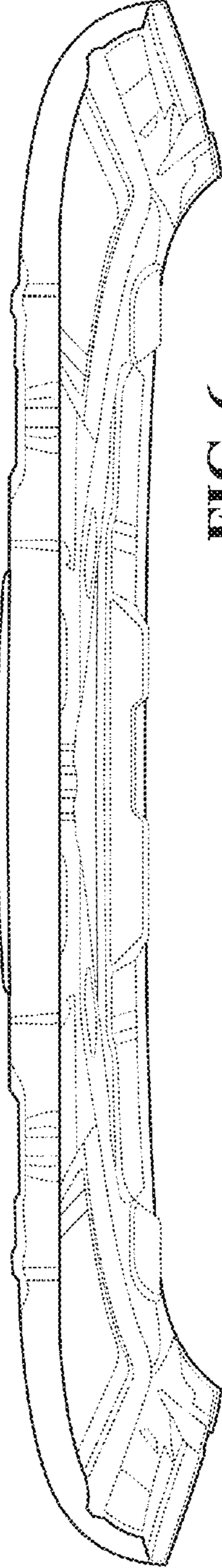


FIG. 6

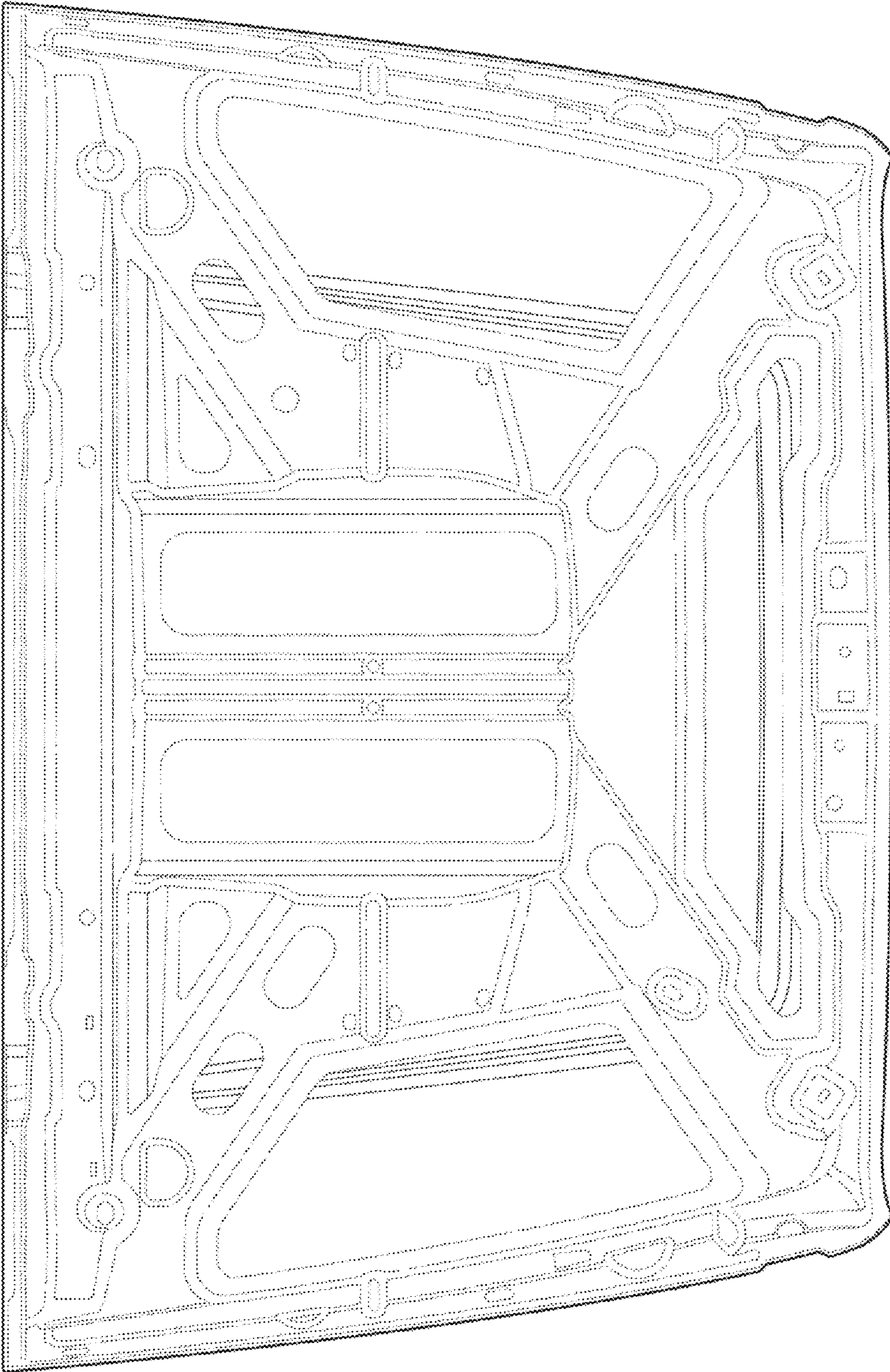


FIG. 7