



US00D692781S

(12) **United States Design Patent**
Dolce et al.

(10) **Patent No.:** **US D692,781 S**
(45) **Date of Patent:** **** Nov. 5, 2013**

(54) **WRIST WATCH**

(71) Applicant: **Dolce & Gabbana S.r.l.**, Milan (IT)

(72) Inventors: **Domenico Dolce**, Milan (IT); **Stefano Gabbana**, Milan (IT)

(73) Assignee: **Dolce & Gabbana S.r.l.**, Milan (IT)

(**) Term: **14 Years**

(21) Appl. No.: **29/435,579**

(22) Filed: **Oct. 25, 2012**

(30) **Foreign Application Priority Data**

Apr. 26, 2012 (EP) 002033126

(51) **LOC (9) Cl.** **10-02**

(52) **U.S. Cl.**
USPC **D10/39**

(58) **Field of Classification Search**
USPC D10/30-39, 122-132; 368/276, 281,
368/282, 223, 228, 232
See application file for complete search history.

(56) **References Cited**

U.S. PATENT DOCUMENTS

D150,628 S *	8/1948	Goodkind	D10/125
D264,188 S *	5/1982	Bvlgari	D10/39
D325,351 S *	4/1992	Alberti	D10/30
D348,615 S *	7/1994	Bernard	D10/39
5,400,304 A *	3/1995	Offenstein	368/285
D371,077 S *	6/1996	Terashima	D10/30
D436,319 S *	1/2001	Giardiello	D10/39
D545,222 S *	6/2007	Parmigiani	D10/38
D569,276 S *	5/2008	Scheufele	D10/39

D587,140 S *	2/2009	Kauffmann	D10/38
D596,959 S *	7/2009	Rousseau	D10/38
D598,303 S *	8/2009	Jorst et al.	D10/38
D617,213 S *	6/2010	Dolce et al.	D10/38
D624,443 S *	9/2010	Cerrato	D10/38
D628,092 S *	11/2010	Bulgari	D10/32
D632,979 S *	2/2011	Chastaingt	D10/38
D646,184 S *	10/2011	Duport et al.	D10/39
D650,704 S *	12/2011	Actis-Datta	D10/32
D653,968 S *	2/2012	Blank	D10/32
D653,969 S *	2/2012	Jorst et al.	D10/38
D667,735 S *	9/2012	Galli	D10/39
D671,429 S *	11/2012	Parmigiani	D10/38

* cited by examiner

Primary Examiner — Lucy Lieberman

(74) *Attorney, Agent, or Firm* — Jacobson Holman PLLC


(57) **CLAIM**

The ornamental design for a wrist watch, as shown and described.

DESCRIPTION

FIG. 1 is a front perspective of the wrist watch embodying our design;
 FIG. 2 is a top plan view of FIG. 1;
 FIG. 3 is a side elevational view of FIG. 1;
 FIG. 4 is a side elevational view of FIG. 1 showing the opposite side of FIG. 3;
 FIG. 5 is a side elevational view of FIG. 1 showing the stem;
 FIG. 6 is a side elevational view of FIG. 1 showing the opposite side of FIG. 5; and,
 FIG. 7 is a bottom plan view of the wrist watch.
 The broken lines in the drawings are used to show portions of the wrist watch that do not form part of the claimed design.

1 Claim, 4 Drawing Sheets






Fig. 1




Fig. 2




Fig. 3




Fig. 4

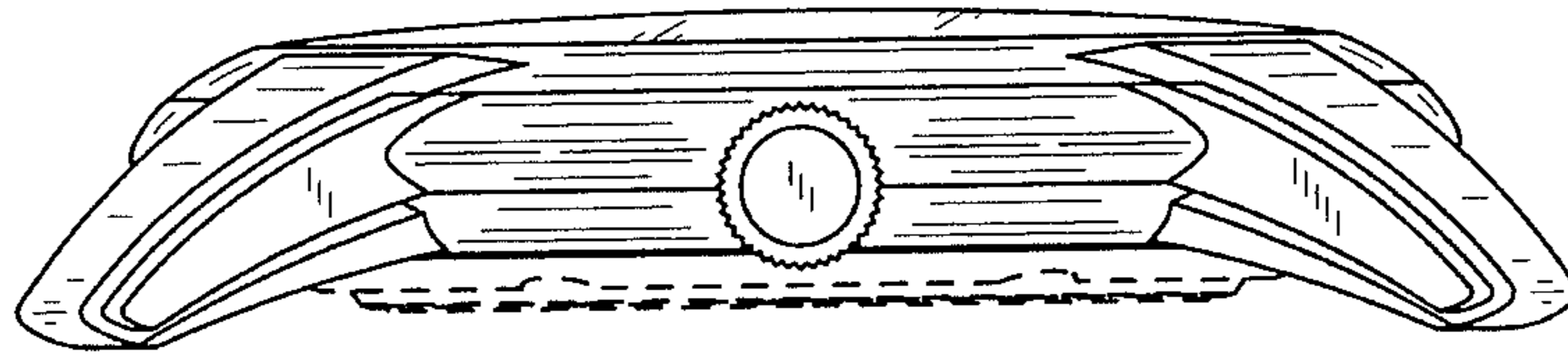


Fig. 5



Fig. 6

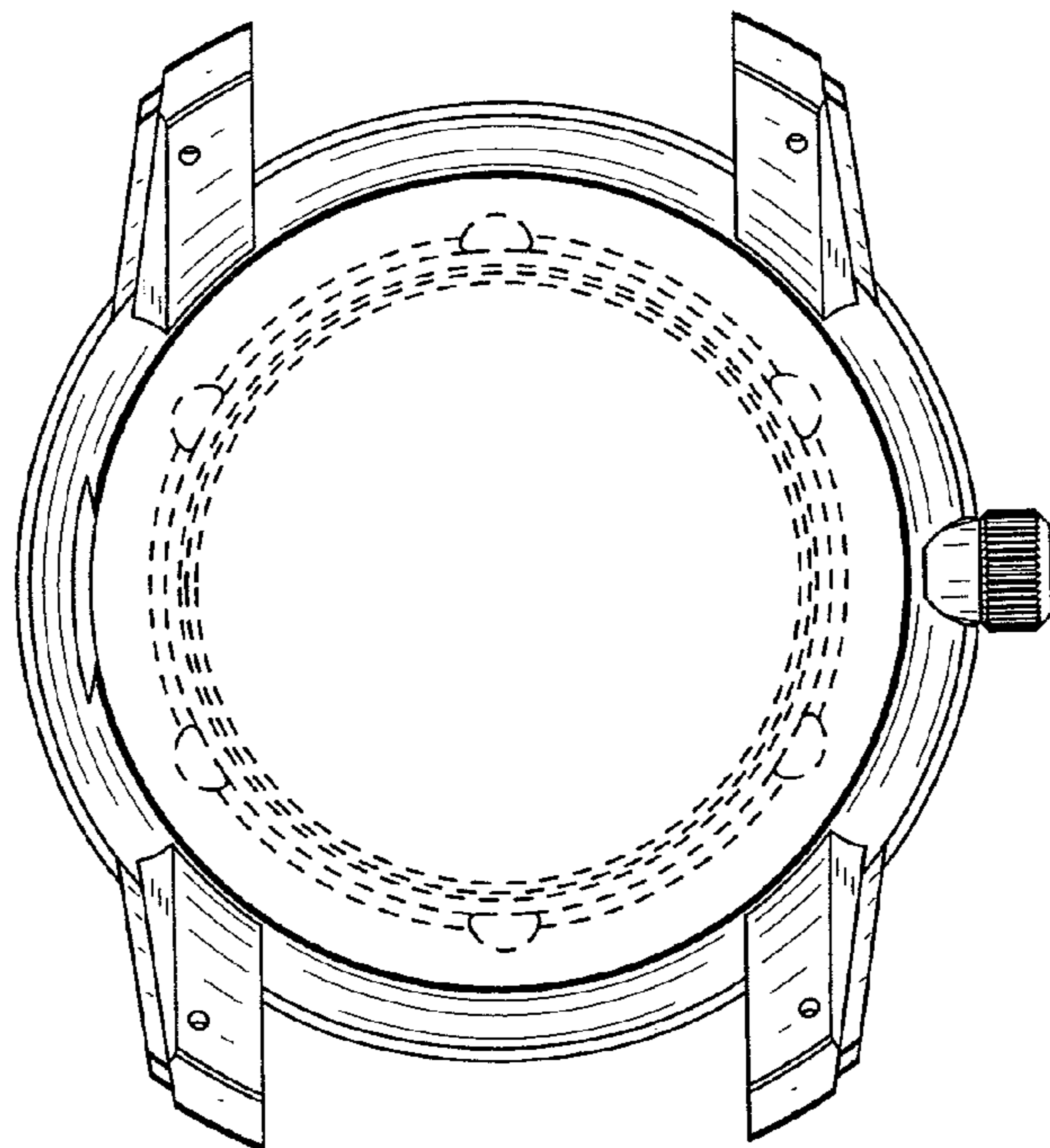


Fig. 7