

US00D692736S

(12) **United States Design Patent**
Green et al.

(10) **Patent No.:** **US D692,736 S**
(45) **Date of Patent:** **** Nov. 5, 2013**

- (54) **HACKSAW BLADE**
- (75) Inventors: **Matthew C. Green**, Amherst, MA (US);
Peter Weremchuk, Simsbury, CT (US)
- (73) Assignee: **Irwin Industrial Tool Company**,
Huntersville, NC (US)
- (**) Term: **14 Years**
- (21) Appl. No.: **29/418,702**
- (22) Filed: **Apr. 19, 2012**
- (51) **LOC (9) Cl.** **08-03**
- (52) **U.S. Cl.**
USPC **D8/20**
- (58) **Field of Classification Search**
USPC D8/5, 16, 18-20, 64, 66, 70, 90-105;
D15/127, 133, 134, 138, 139;
D22/117, 118; D24/146, 147; 7/118,
7/148, 149; 30/142, 144, 165, 166.3,
30/272.1, 275.4, 276, 314, 320, 346,
30/346.5, 346.55, 346.56, 349, 351,
30/355-357; 83/663, 676, 835, 846, 854
See application file for complete search history.

| | | | | |
|--------------|-----|---------|----------------|-------|
| 2,988,123 | A | 6/1961 | Dickstein | |
| D204,671 | S * | 5/1966 | McEvoy | D8/20 |
| D240,009 | S * | 5/1976 | Breger | D8/96 |
| D249,116 | S * | 8/1978 | Vanderbloemen | D8/18 |
| D275,442 | S * | 9/1984 | Hayes | D8/18 |
| D302,232 | S * | 7/1989 | Hoffman et al. | D8/18 |
| 4,920,652 | A | 5/1990 | Johnson | |
| 5,062,338 | A | 11/1991 | Baker | |
| 5,074,002 | A * | 12/1991 | Huang | 7/149 |
| D405,667 | S * | 2/1999 | Rivera | D8/20 |
| D428,321 | S * | 7/2000 | Ranieri et al. | D8/96 |
| D450,552 | S * | 11/2001 | Mason | D8/20 |
| D479,106 | S * | 9/2003 | Robertsson | D8/20 |
| D516,394 | S * | 3/2006 | Chen | D8/16 |
| D579,291 | S * | 10/2008 | Himbert et al. | D8/20 |
| D651,490 | S * | 1/2012 | Buonfiglio | D8/16 |
| 2002/0144411 | A1 | 10/2002 | Brooks | |

* cited by examiner

Primary Examiner — Garth Rademaker

(74) *Attorney, Agent, or Firm* — McCarter & English, LLP

(57) **CLAIM**

The ornamental design for a hacksaw blade, as shown and described.

DESCRIPTION

FIG. 1 is a front view of a hacksaw blade showing the present invention, where the back view is a mirror image thereof; FIG. 2 is a top view of the hacksaw blade of FIG. 1; FIG. 3 is a bottom view of the hacksaw blade of FIG. 1; FIG. 4 is a left side view of the hacksaw blade of FIG. 1, shown at an enlarged scale; and, FIG. 5 is a right side view of the hacksaw blade of FIG. 1, shown at an enlarged scale.

The broken lines in the drawings show structure or boundaries that are not part of the claimed design, but rather show portions of the article in which the design is embodied or applied to that are not considered part of the claimed design.

1 Claim, 2 Drawing Sheets

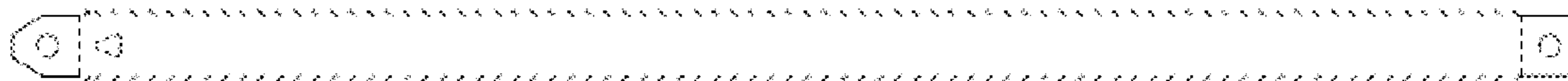




FIG. 2



FIG. 1



FIG. 3




FIG. 5

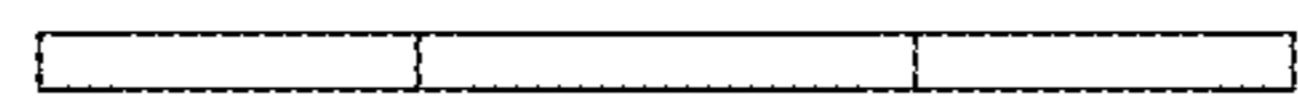


FIG. 4