

US00D692720S

(12) **United States Design Patent**
Audette

(10) **Patent No.:** **US D692,720 S**

(45) **Date of Patent:** **** Nov. 5, 2013**

- (54) **LID**
- (75) Inventor: **David M Audette**, Webster, MA (US)
- (73) Assignee: **Euro-Pro Operating, LLC**, Newton, MA (US)
- (**) Term: **14 Years**
- (21) Appl. No.: **29/412,940**
- (22) Filed: **Feb. 9, 2012**
- (51) **LOC (9) Cl.** **07-02**
- (52) **U.S. Cl.**
USPC **D7/392; D9/447**
- (58) **Field of Classification Search**
USPC D7/391, 392, 392.1, 510, 511, 629, D7/900; D9/425, 434, 435, 438, 443, 444, D9/445, 447, 449, 451-454; 215/271, 318, 215/319, 354, 364; 220/253, 254.1, 254.3, 220/260, 712-714, 719, 780, 781, 834
See application file for complete search history.

D345,081 S	3/1994	Adami et al.	
D350,688 S *	9/1994	Wardell, Jr.	D9/435
5,415,312 A *	5/1995	Mueller	220/254.3
D359,687 S	6/1995	Arshinoff	
D369,109 S *	4/1996	Proshan	D9/447
D369,942 S *	5/1996	Ahern, Jr.	D7/391
D404,304 S *	1/1999	Kick	D9/447
D416,438 S *	11/1999	Molo	D7/392
D476,567 S *	7/2003	Weiss et al.	D9/454
D535,144 S	1/2007	George et al.	
D589,747 S *	4/2009	Wong	D7/396.2
D591,103 S	4/2009	Wong	
D591,153 S	4/2009	Strepkoff	
D619,892 S	7/2010	Welk et al.	
D624,356 S *	9/2010	Davies et al.	D7/392.1
D642,056 S	7/2011	Brown et al.	
D642,921 S	8/2011	Endert	
D650,670 S *	12/2011	Dunwoody	D9/435
D655,162 S	3/2012	Daniel	
D677,159 S *	3/2013	Sina	D9/451
D677,523 S *	3/2013	Blckert et al.	D7/392.1

* cited by examiner

Primary Examiner — Susan E Krakower
(74) *Attorney, Agent, or Firm* — Iandiorio Teska & Coleman LLP

(56) **References Cited**
U.S. PATENT DOCUMENTS

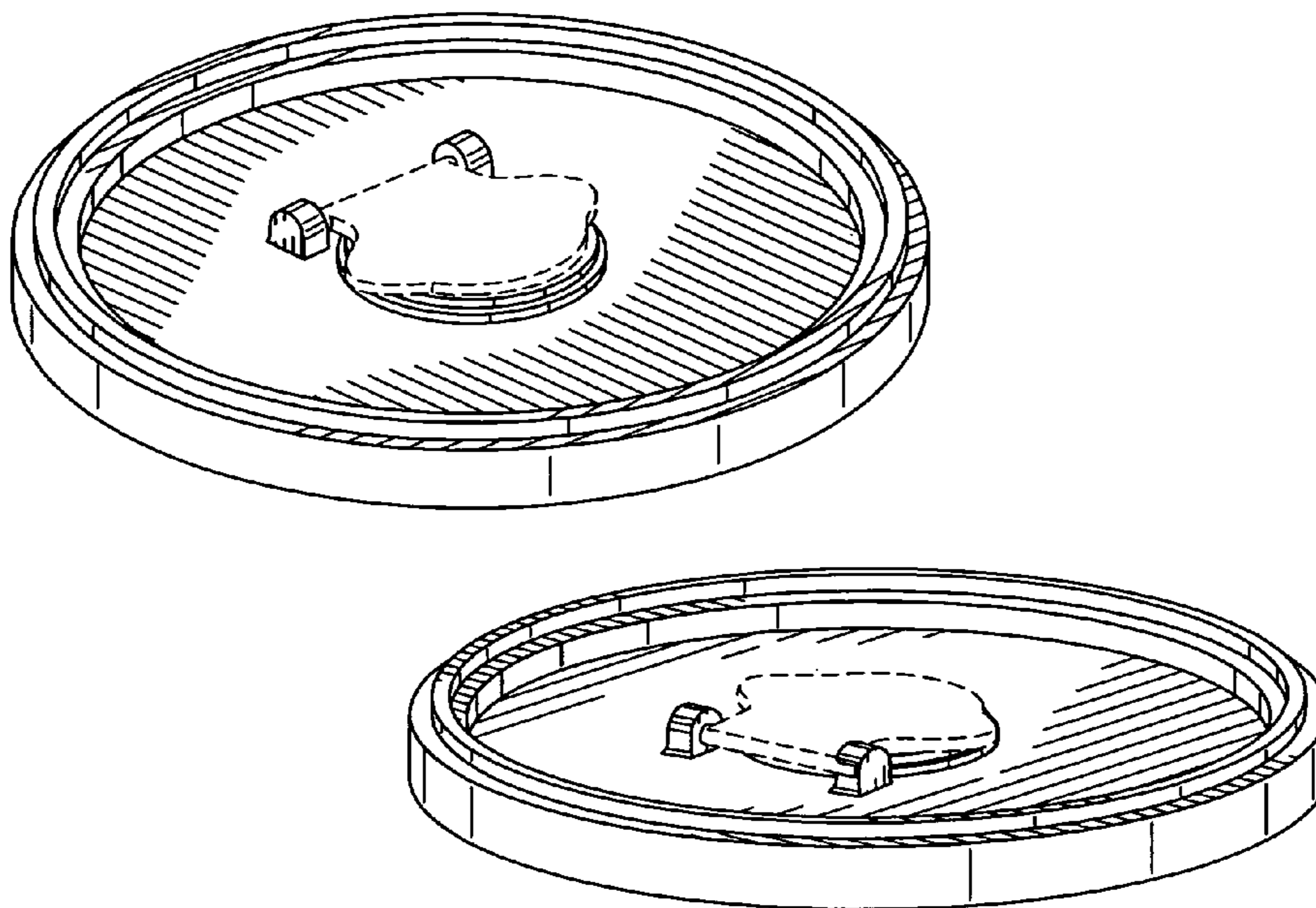
D113,305 S *	2/1939	Bloomfield	D7/392
D116,676 S *	9/1939	Harnage	D7/392
D167,142 S	7/1952	Goldrosen	
2,754,866 A *	7/1956	Coltman, Jr.	220/254.3
2,764,199 A *	9/1956	Tupper	220/254.3
D194,794 S *	3/1963	Rahr	D7/391
D208,935 S *	10/1967	Marlen	D7/321
3,719,304 A *	3/1973	Douglas	220/260
4,232,797 A *	11/1980	Waterbury	220/834
D280,484 S *	9/1985	Conti et al.	D7/391
D281,581 S *	12/1985	MacEwen	D9/435
D281,758 S *	12/1985	Trombly	D7/392.1
D315,872 S *	4/1991	Bixler	D9/446
5,125,525 A *	6/1992	Tucker	220/254.3

(57) **CLAIM**
The ornamental design for a lid, as shown and described.

DESCRIPTION

FIG. 1 is a front perspective view of a lid in accordance with the present design;
FIG. 2 is a rear perspective view thereof;
FIG. 3 is a side elevational view thereof;
FIG. 4 is a top plan view thereof; and,
FIG. 5 is a bottom plan view thereof.
The broken lines illustrate portions of the lid which form no part of the claimed design.

1 Claim, 2 Drawing Sheets



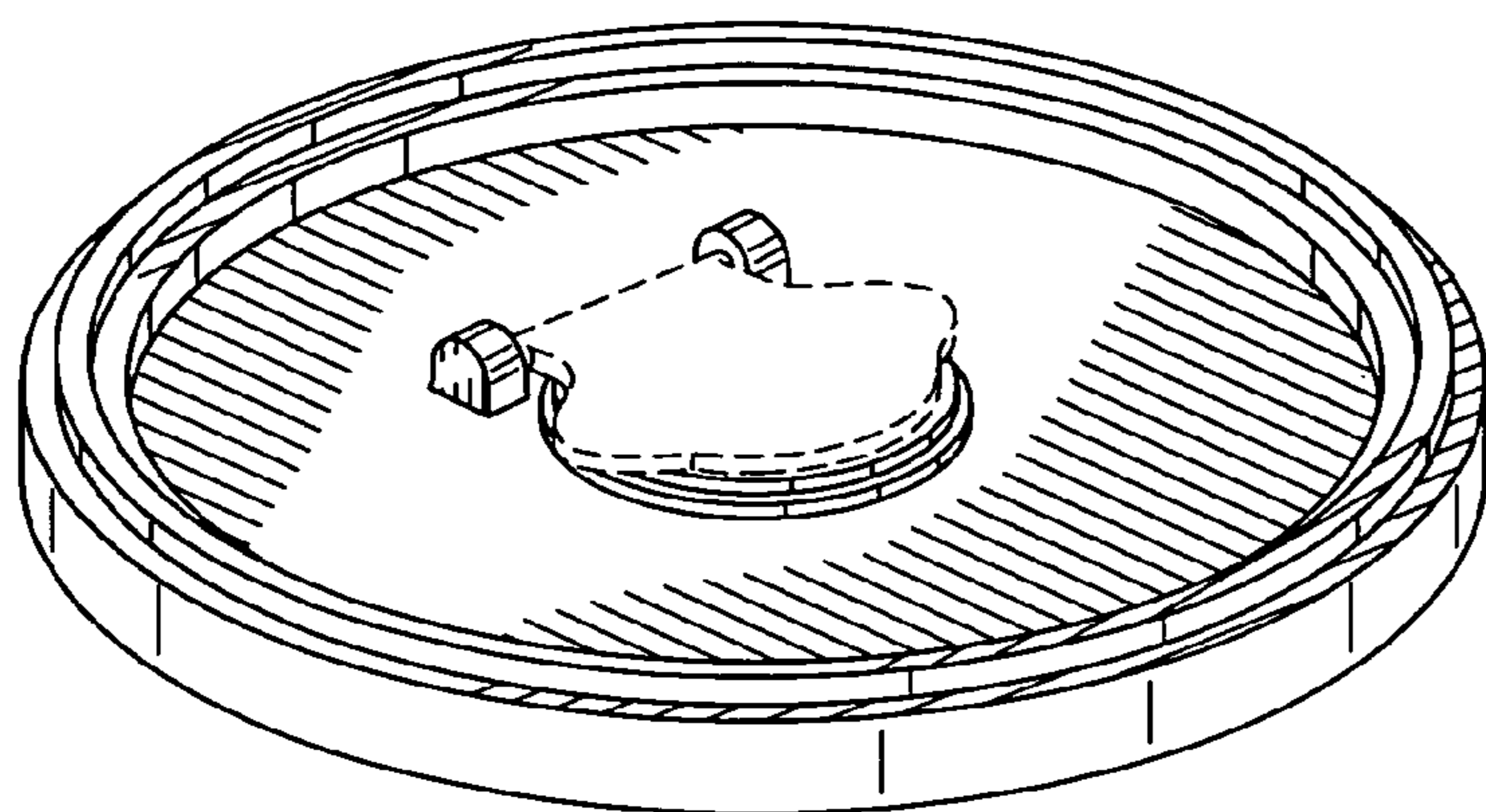


FIG. 1

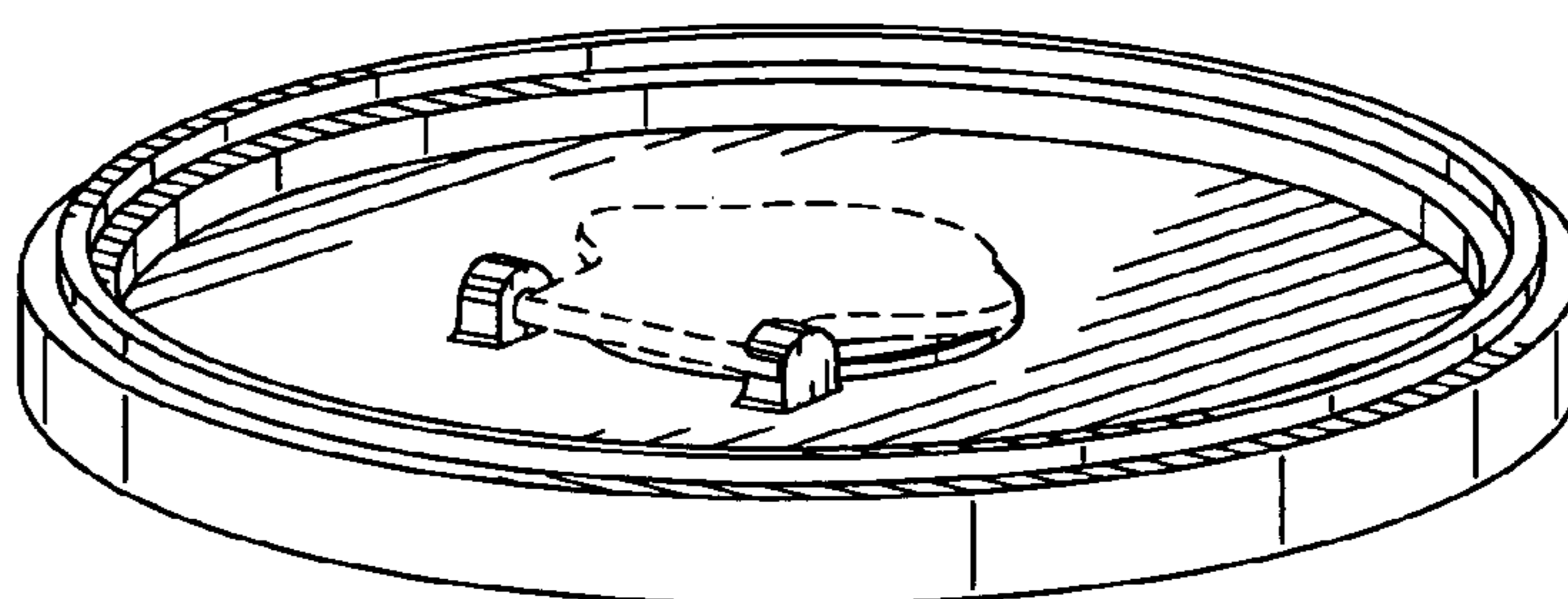


FIG. 2




FIG. 3

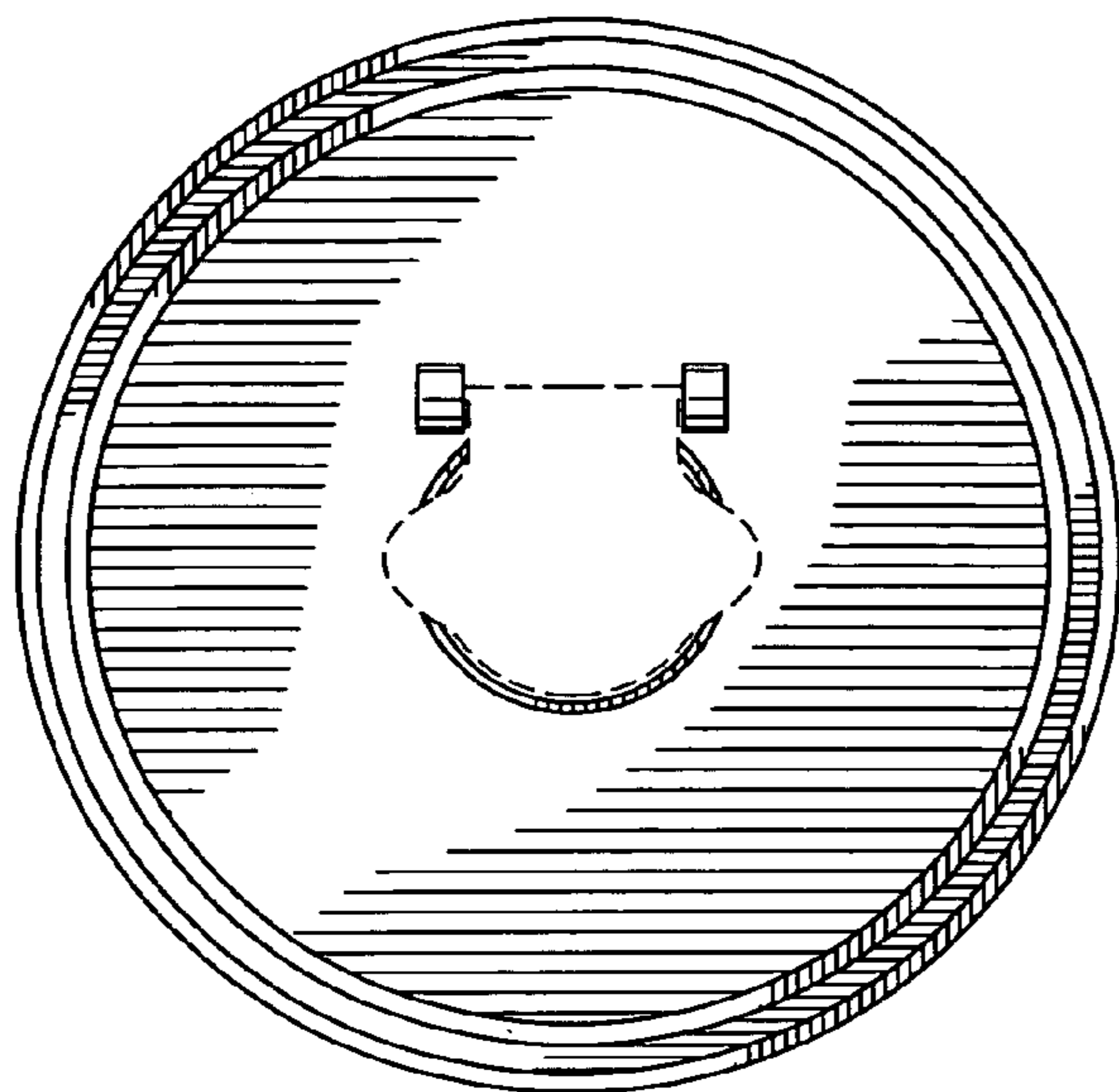


FIG. 4

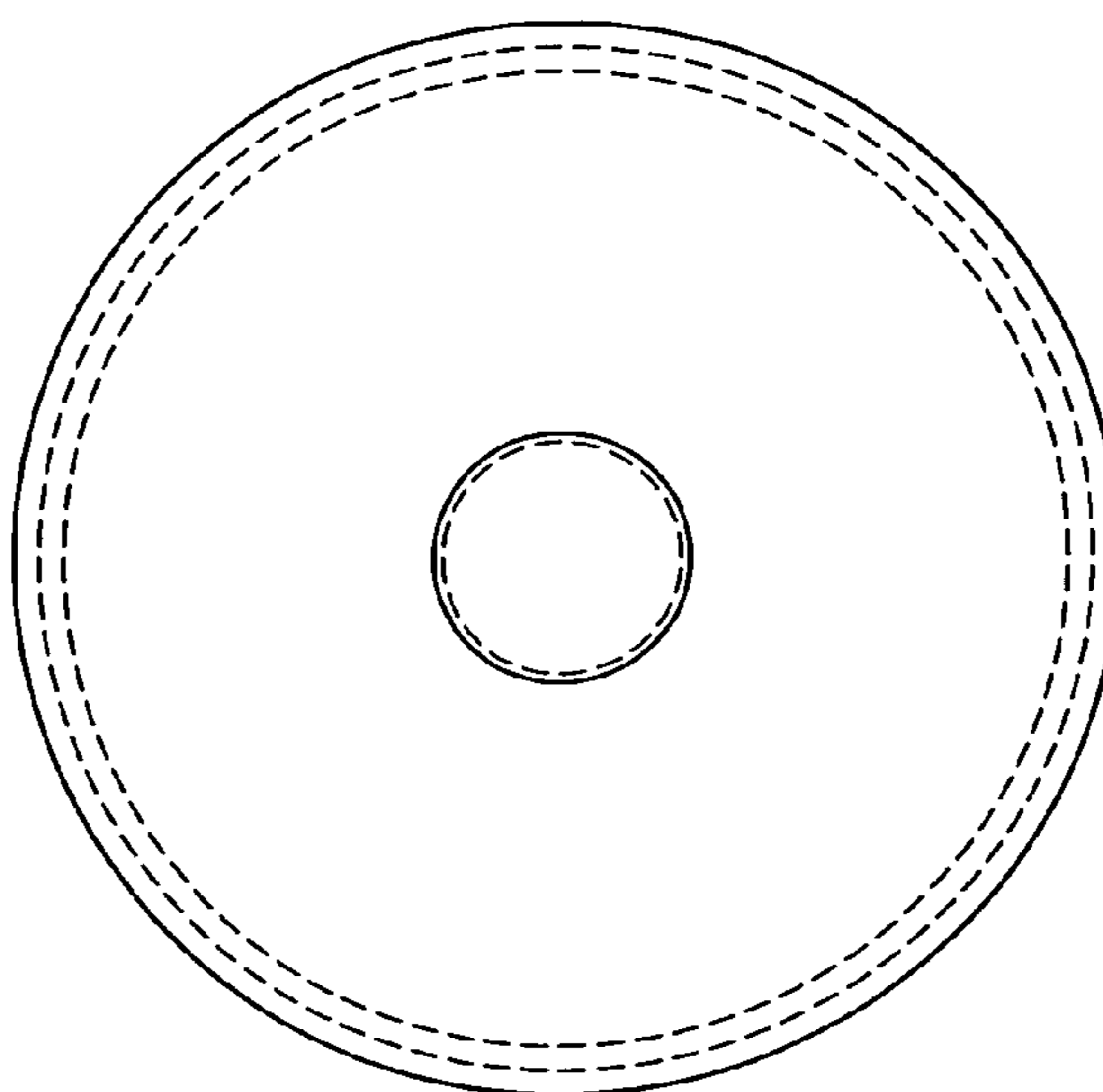


FIG. 5