



US00D692703S

(12) **United States Design Patent**  
**Schmidt et al.**

(10) **Patent No.:** **US D692,703 S**  
(45) **Date of Patent:** **\*\* Nov. 5, 2013**

(54) **STORAGE CABINET**

(75) Inventors: **Duane A. Schmidt**, Newburgh, IN (US);  
**Allan R. Steinkuhl**, Evansville, IN (US);  
**Joseph L. Coleman**, Evansville, IN (US)

(73) Assignee: **Whirlpool Corporation**, Benton Harbor,  
MI (US)

(\*\*) Term: **14 Years**

(21) Appl. No.: **29/425,550**

(22) Filed: **Jun. 25, 2012**

**Related U.S. Application Data**

(62) Division of application No. 29/385,858, filed on Feb. 22, 2011, now Pat. No. Des. 664,379, which is a division of application No. 29/323,156, filed on Aug. 20, 2008, now Pat. No. Des. 635,378, which is a division of application No. 29/302,621, filed on Jan. 21, 2008, now Pat. No. Des. 579,697, which is a division of application No. 29/267,063, filed on Oct. 4, 2006, now Pat. No. Des. 563,699, which is a division of application No. 29/252,360, filed on Jan. 20, 2006, now Pat. No. Des. 546,597, which is a division of application No. 29/233,547, filed on Jul. 6, 2005, now Pat. No. Des. 521,285, which is a division of application No. 29/217,109, filed on Nov. 12, 2004, now Pat. No. Des. 510,831, which is a division of application No. 29/173,469, filed on Dec. 30, 2002, now Pat. No. Des. 503,840.

(51) **LOC (9) Cl.** ..... **07-06**

(52) **U.S. Cl.**  
USPC ..... **D6/703.3**

(58) **Field of Classification Search**  
USPC ..... D6/332, 657, 659, 660, 662, 663, 666,  
D6/669, 668.1, 668.2, 672, 675, 678, 681,  
D6/705.4, 705.5, 702, 703, 703.3, 705;  
D25/106, 111, 141, 157-159; 52/177;  
312/100, 204, 242-245; 428/600

See application file for complete search history.

(56) **References Cited**

**U.S. PATENT DOCUMENTS**

D503,839	S	*	4/2005	Schmidt et al.	.....	D34/27
D503,840	S	*	4/2005	Schmidt et al.	.....	D34/27
D510,832	S	*	10/2005	Schmidt et al.	.....	D6/561
D546,597	S	*	7/2007	Schmidt et al.	.....	D6/510
D546,598	S	*	7/2007	Schmidt et al.	.....	D6/510
D550,012	S	*	9/2007	Schmidt et al.	.....	D6/561
D560,404	S	*	1/2008	Tseng et al.	.....	D6/492
D563,699	S	*	3/2008	Schmidt et al.	.....	D6/510
D579,697	S	*	11/2008	Schmidt et al.	.....	D6/510
D587,503	S	*	3/2009	Schmidt et al.	.....	D6/561
D595,983	S	*	7/2009	Schmidt et al.	.....	D6/561
D605,446	S	*	12/2009	Schmidt et al.	.....	D6/561

\* cited by examiner

*Primary Examiner* — Caron D Veynar  
*Assistant Examiner* — Abraham Bahta

(57) **CLAIM**

The ornamental design for a storage cabinet, as shown and described.

**DESCRIPTION**

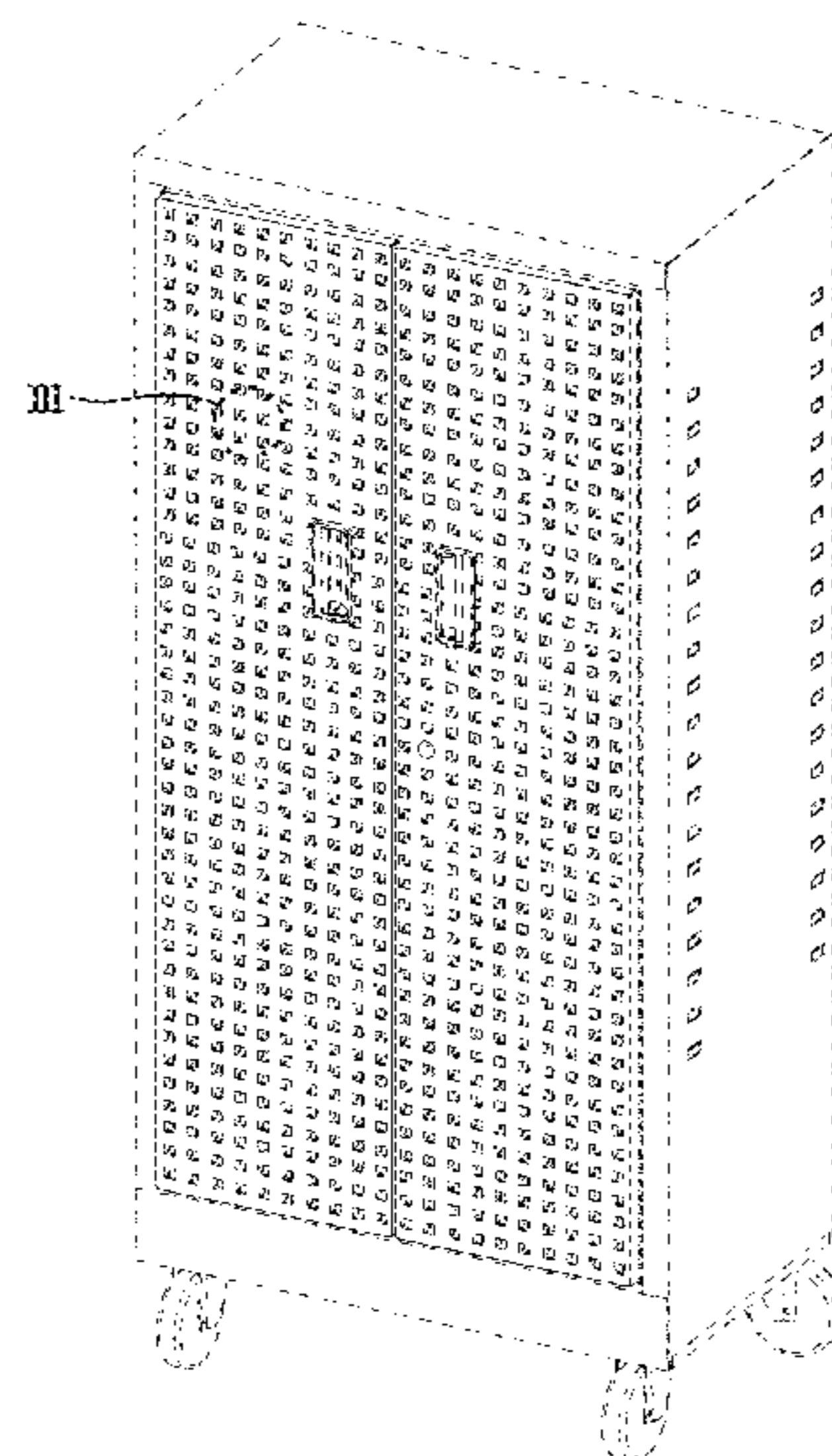
FIG. 1 is a right front perspective view of the design of the storage cabinet;

FIG. 2 is a front elevational view thereof. The ornamental design is not visible in a rear view, top plan view, left or right side views or bottom view; and

FIG. 3 is an enlarged view of the pattern on the storage cabinet doors of the embodiment as shown in FIG. 1.

The characteristic feature of the ornamental design resides in the use of a pattern on the storage cabinet doors. Those portions of storage cabinet in broken lines, specifically the surfaces of the storage cabinet at the top and bottom edges of the doors and surfaces extending back from the doors including other surfaces of the storage cabinet are for illustrative purposes only and are not part of the claimed invention.

**1 Claim, 2 Drawing Sheets**



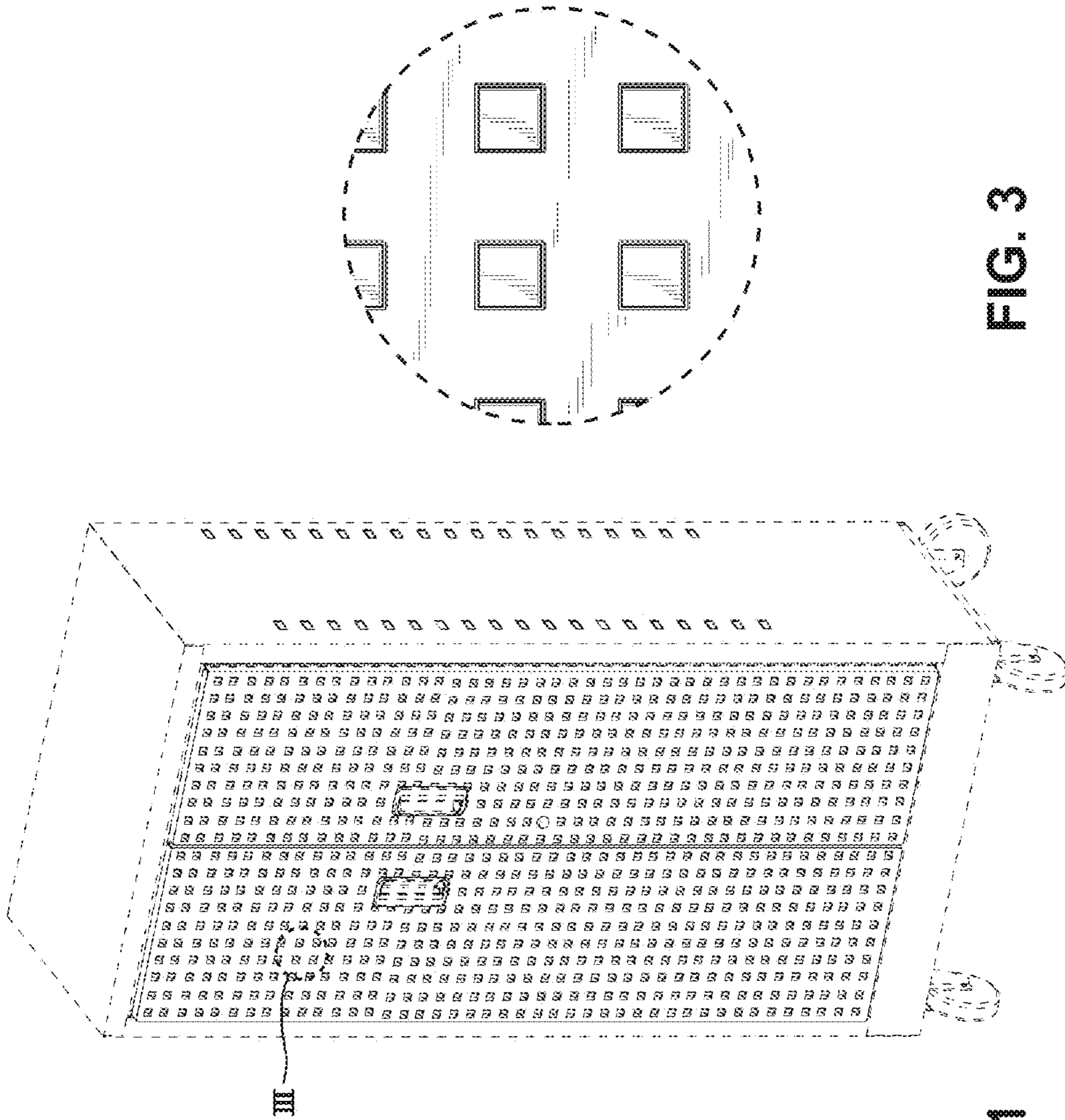


FIG. 3

FIG. 1



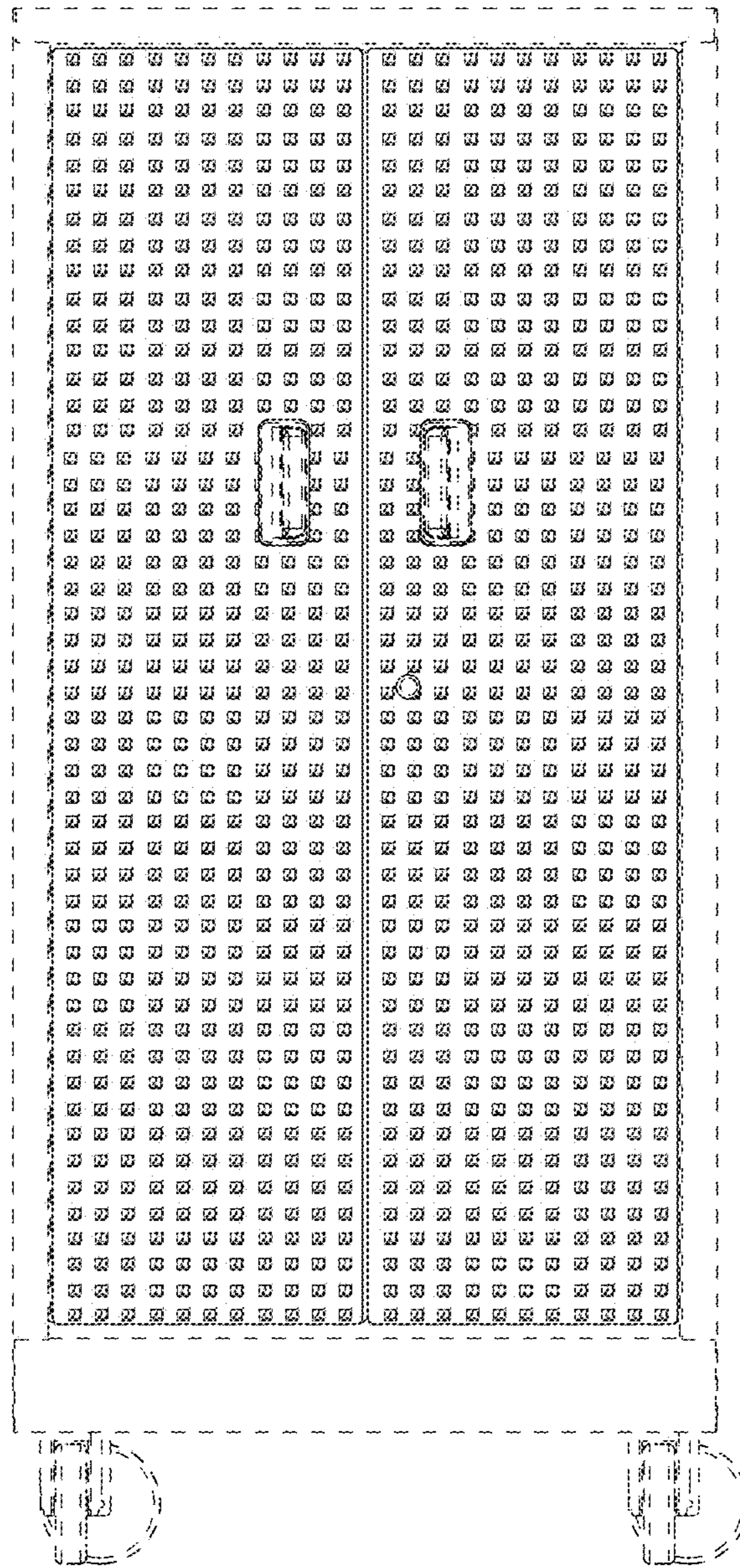


FIG. 2