



US00D692675S

(12) **United States Design Patent**
Clerici et al.

(10) **Patent No.:** **US D692,675 S**
(45) **Date of Patent:** **** Nov. 5, 2013**

(54) **SHEET FOR USE IN ANTIBALLISTIC ARTICLES**

(71) Applicant: **DSM IP Assets B.V.**, Heerlen (NL)

(72) Inventors: **Cyril Clerici**, Echt (NL); **David Cordova**, Laytonsville, MD (US); **Harm Van Der Werff**, Echt (NL)

(73) Assignee: **DSM IP Assets B.V.**, Heerlen (NL)

(**) Term: **14 Years**

(21) Appl. No.: **29/435,179**

(22) Filed: **Oct. 19, 2012**

(51) **LOC (9) Cl.** **05-05**

(52) **U.S. Cl.**
USPC **D5/63**

(58) **Field of Classification Search**
USPC D5/4, 43, 47, 50, 53, 55-63, 99; D19/1, D19/5; D32/43; D6/602, 612; 2/900; 5/490, 5/495; 15/208; 112/401, 416, 439; 139/383 R, 383 B; 428/32, 66.5, 85, 428/151, 152, 187, 542.6

See application file for complete search history.

(56) **References Cited**

U.S. PATENT DOCUMENTS

1,125,423	A *	1/1915	Wiley	434/96
2,978,006	A *	4/1961	Clemens	156/210
3,081,515	A *	3/1963	Griswold et al.	428/131
3,387,077	A *	6/1968	Sammons et al.	264/154
3,832,267	A *	8/1974	Liu	428/167
4,360,021	A *	11/1982	Stima	604/365
4,529,480	A *	7/1985	Trokhan	162/109
D281,752	S *	12/1985	Dickens et al.	D6/582

5,454,801	A *	10/1995	Lauritzen	604/378
D364,040	S *	11/1995	Suskind	D5/1
D372,158	S *	7/1996	Bonaddio et al.	D6/601
D395,780	S *	7/1998	Denney et al.	D6/596
5,817,394	A *	10/1998	Alikhan et al.	428/137
D414,976	S *	10/1999	Su et al.	D6/604
D453,880	S *	2/2002	Cheyne	D5/47
6,446,289	B1 *	9/2002	Su et al.	5/709
6,752,947	B1 *	6/2004	Lanigan et al.	264/172.18
6,911,245	B2 *	6/2005	Beistline et al.	428/89
7,018,692	B2 *	3/2006	Kim et al.	428/51
D634,314	S *	3/2011	Fahrendorff et al.	D14/250
2003/0059587	A1 *	3/2003	Grimm et al.	428/196
2005/0267616	A1 *	12/2005	Kling	700/98

FOREIGN PATENT DOCUMENTS

WO 2008/048301 4/2008

* cited by examiner

Primary Examiner — Karen S Acker

(74) *Attorney, Agent, or Firm* — Nixon & Vanderhye P.C.

(57) **CLAIM**

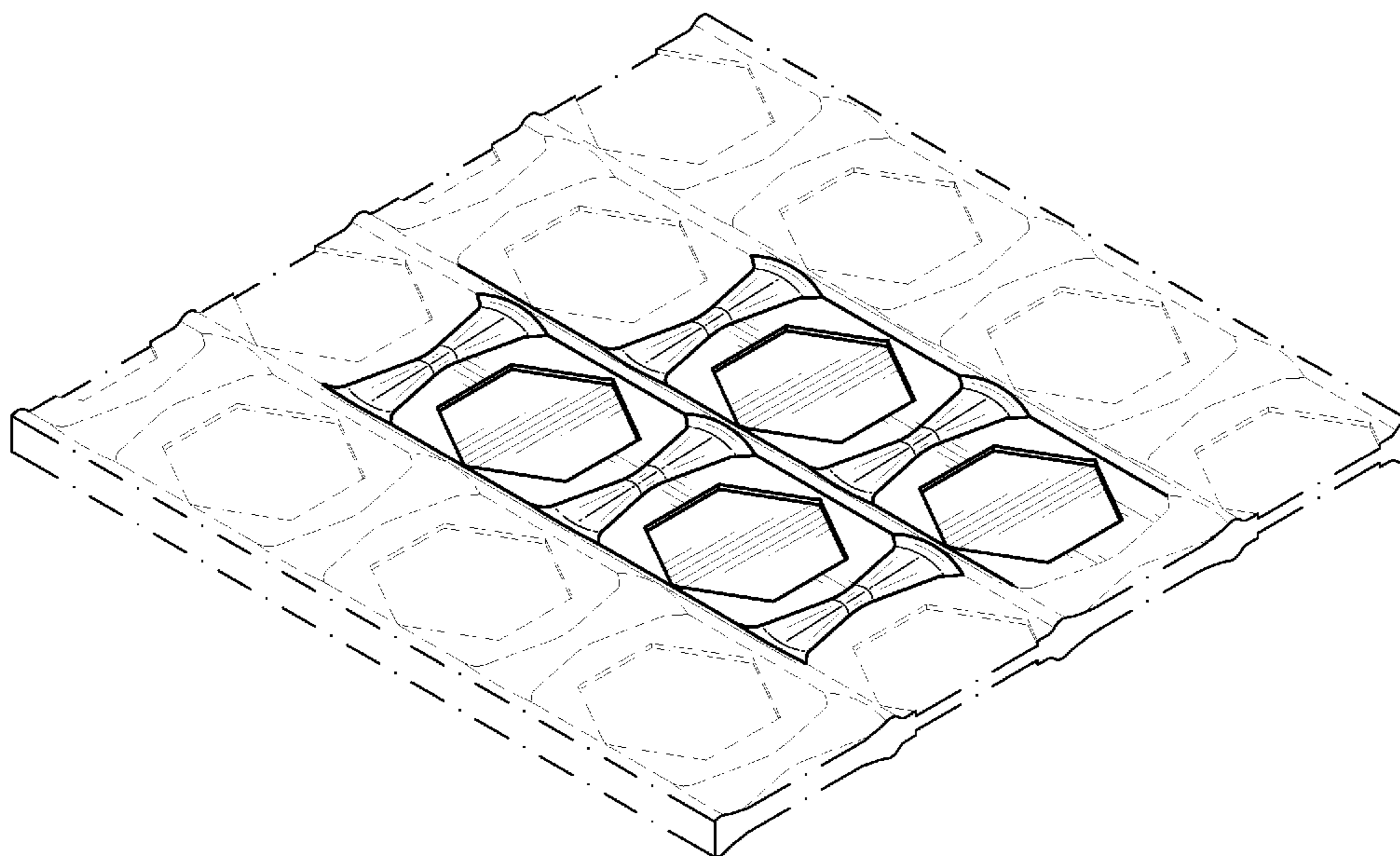
The ornamental design for a “sheet for use in antiballistic articles,” as shown and described.

DESCRIPTION

FIG. 1 is a top plan view of another sheet for use in antiballistic articles which embodies our new and original design therefore, the bottom plan view thereof being unclaimed; and, FIG. 2 is a top perspective view thereof, the bottom perspective and side views thereof being unclaimed.

The evenly spaced broken lines and dot dash dot broken lines that represent unclaimed environment and boundaries around the sheet for use in antiballistic articles form no part of the claimed design.

1 Claim, 2 Drawing Sheets






Fig. 1

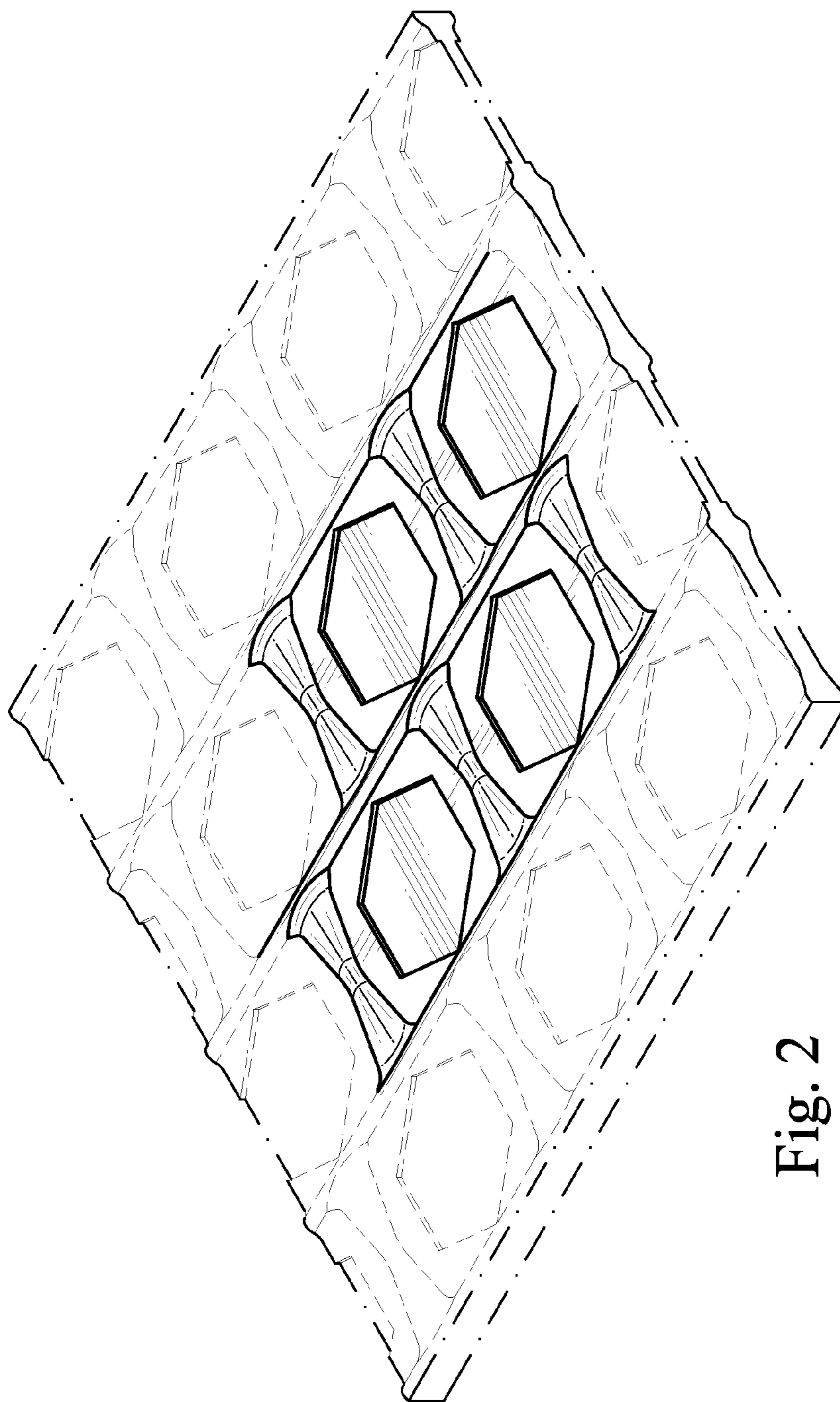


Fig. 2