

US00D692672S

(12) **United States Design Patent**  
**Chan et al.**

(10) **Patent No.:** **US D692,672 S**  
(45) **Date of Patent:** **\*\* Nov. 5, 2013**

(54) **COSMETIC APPLICATOR**

(71) Applicants: **Li-Chun Chan**, Taichung (TW); **Erik Frey**, San Francisco, CA (US); **Jing Zhu**, San Francisco, CA (US)

(72) Inventors: **Li-Chun Chan**, Taichung (TW); **Erik Frey**, San Francisco, CA (US); **Jing Zhu**, San Francisco, CA (US)

(73) Assignee: **Bare Escentials, Inc.**, San Francisco, CA (US)

(\*\*) Term: **14 Years**

(21) Appl. No.: **29/455,616**

(22) Filed: **May 22, 2013**

(51) **LOC (9) Cl.** ..... **04-02**

(52) **U.S. Cl.**  
USPC ..... **D4/128**

(58) **Field of Classification Search**  
USPC ..... D4/104–112, 128, 136; D24/133, 146, D24/147, 152, 194; D28/65, 68; 15/27, 15/167.1, 167.2, 186–188; 132/308, 309, 132/321, 329; 433/80, 89, 102, 141, 216  
See application file for complete search history.

(56) **References Cited**

**U.S. PATENT DOCUMENTS**

D628,811 S \* 12/2010 Masuyama ..... D4/128  
D633,305 S \* 3/2011 Pires et al. .... D4/128

D637,004 S \* 5/2011 Manici ..... D4/128  
D650,992 S \* 12/2011 Legassie ..... D4/128  
D656,738 S \* 4/2012 Limongi et al. .... D4/128  
D677,904 S \* 3/2013 Hammer ..... D4/128  
D678,682 S \* 3/2013 Hammer ..... D4/128  
D678,684 S \* 3/2013 Hammer ..... D4/128  
D679,097 S \* 4/2013 Jacob et al. .... D4/128  
2008/0245382 A1 \* 10/2008 Marciniak-Davoult et al. .... 132/200

\* cited by examiner

*Primary Examiner* — Austin Murphy

(74) *Attorney, Agent, or Firm* — David R Preston & Associates; David R Preston

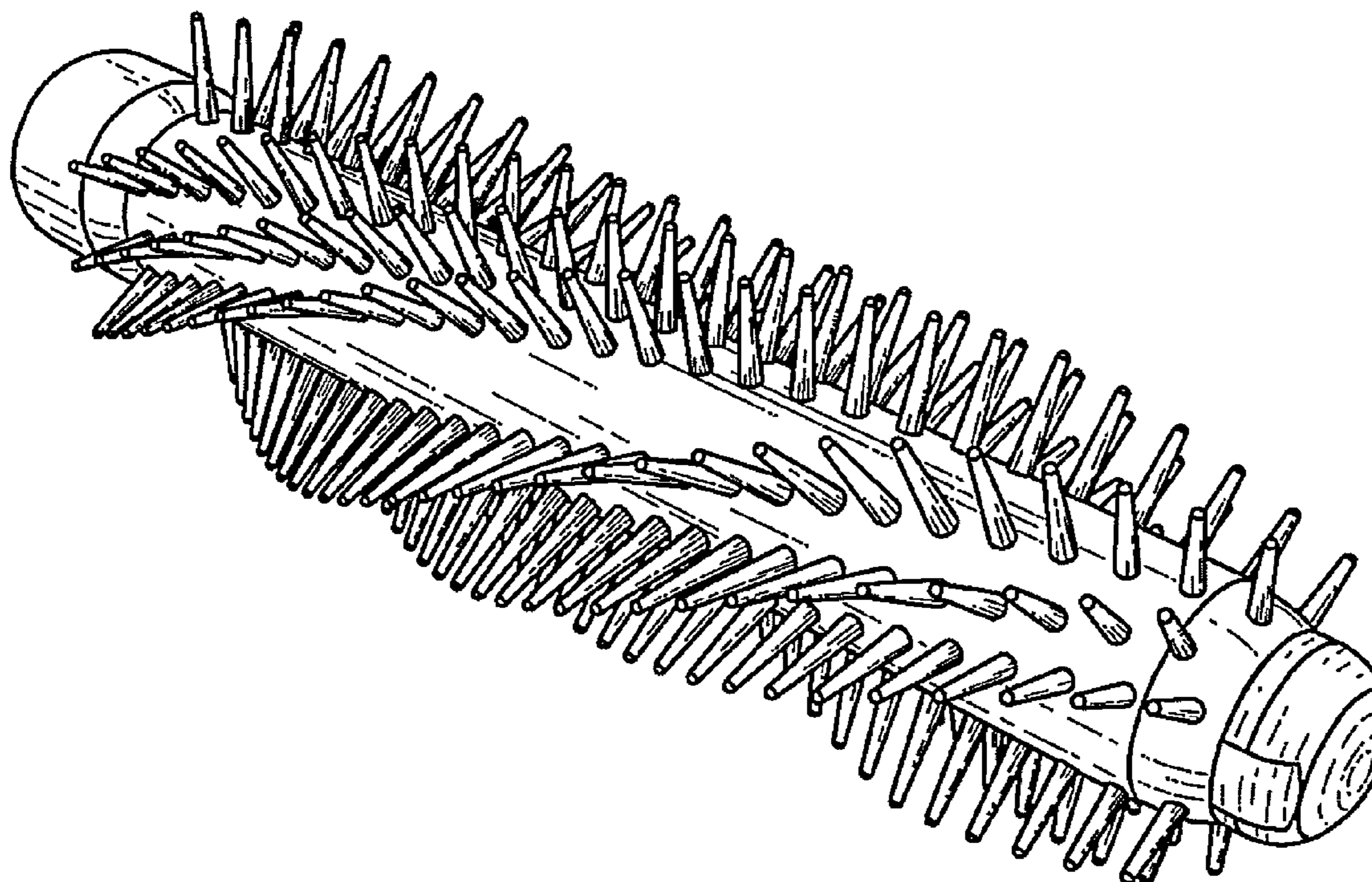
(57) **CLAIM**

The ornamental design for a cosmetic applicator, as shown and described.

**DESCRIPTION**

FIG. 1 is a front and right perspective view of a cosmetic applicator shown with the handle portion in broken lines; FIG. 2 shows an enlarged front and right perspective view of a cosmetic applicator; FIG. 3 shows a right side view of FIG. 2; the left side being a mirror image thereof; and, FIG. 4 shows a front view of FIG. 2. The broken lines shown in FIG. 1 form no part of the claimed design.

**1 Claim, 4 Drawing Sheets**



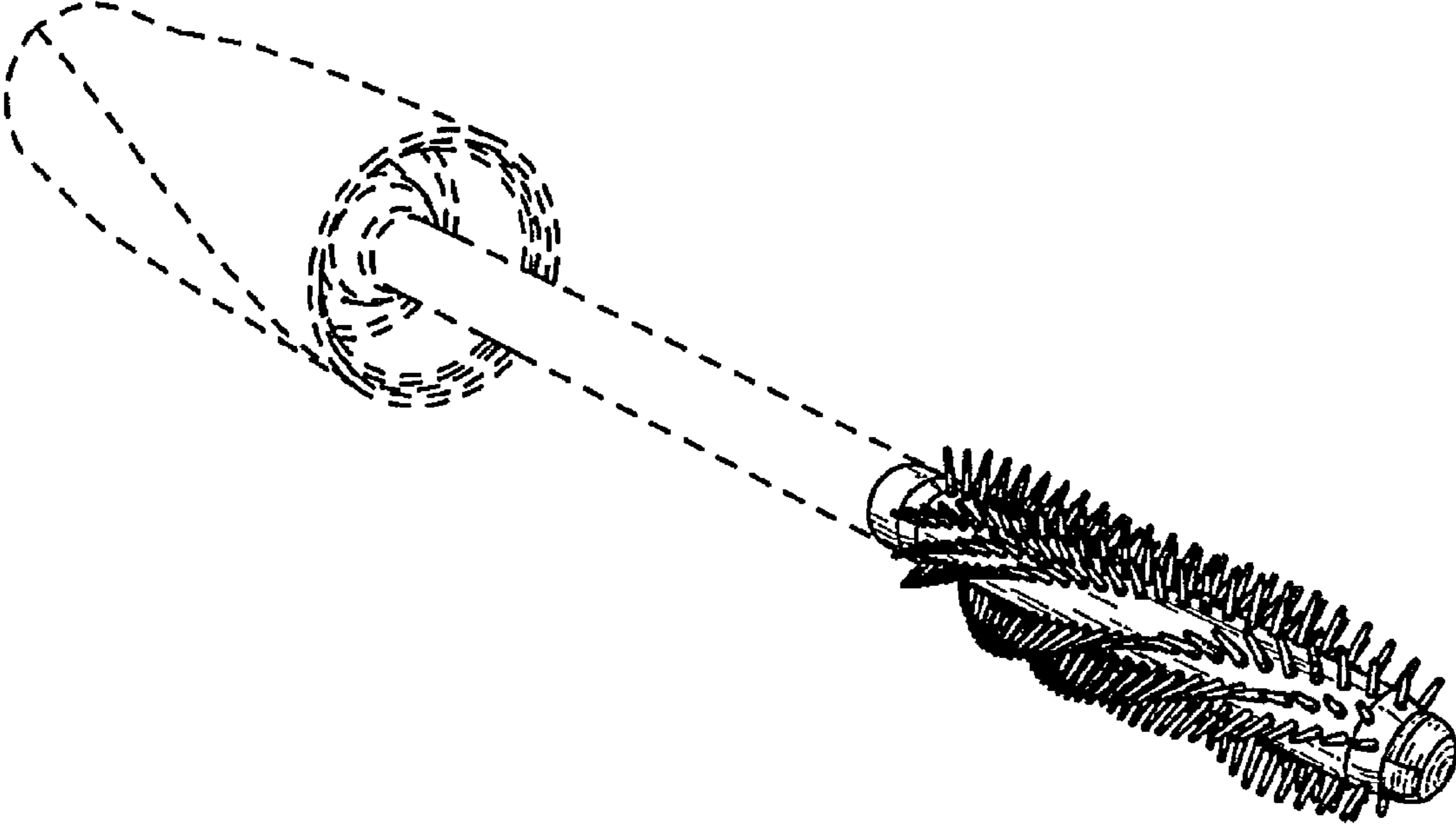


FIG. 1

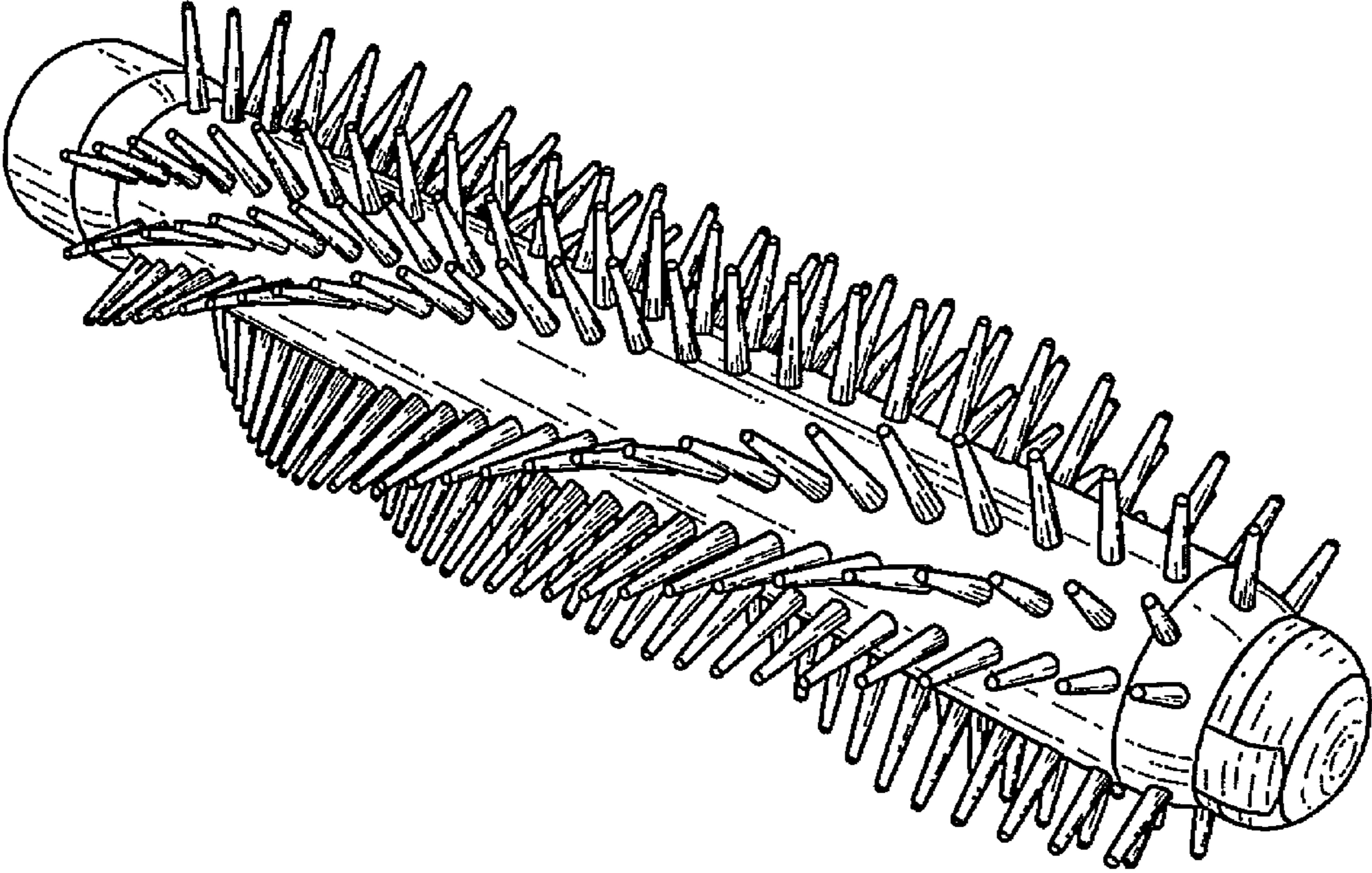


FIG. 2

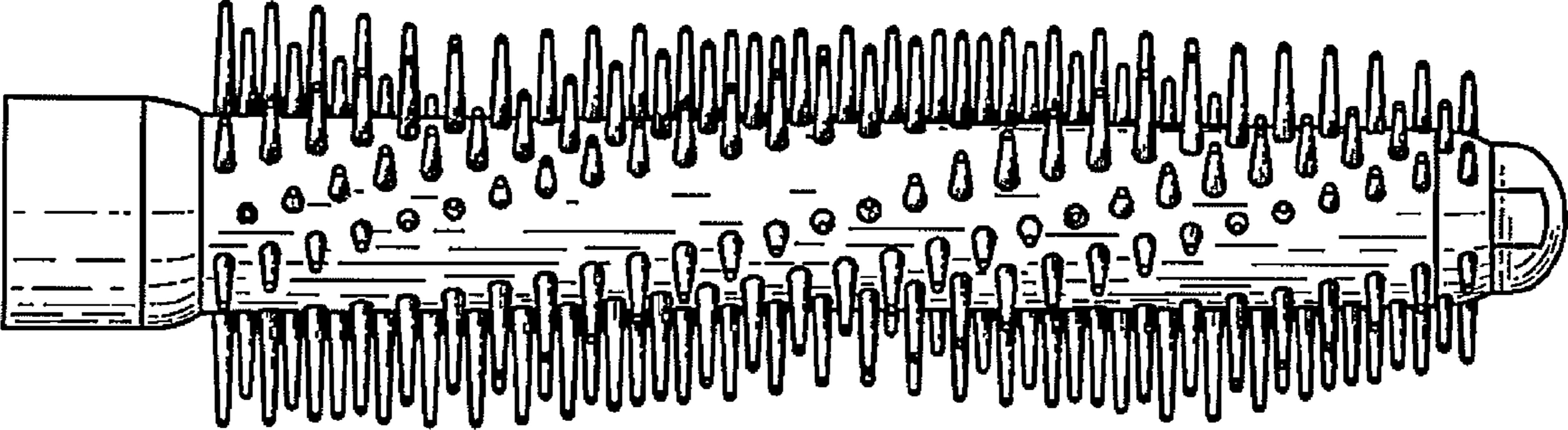


FIG. 3

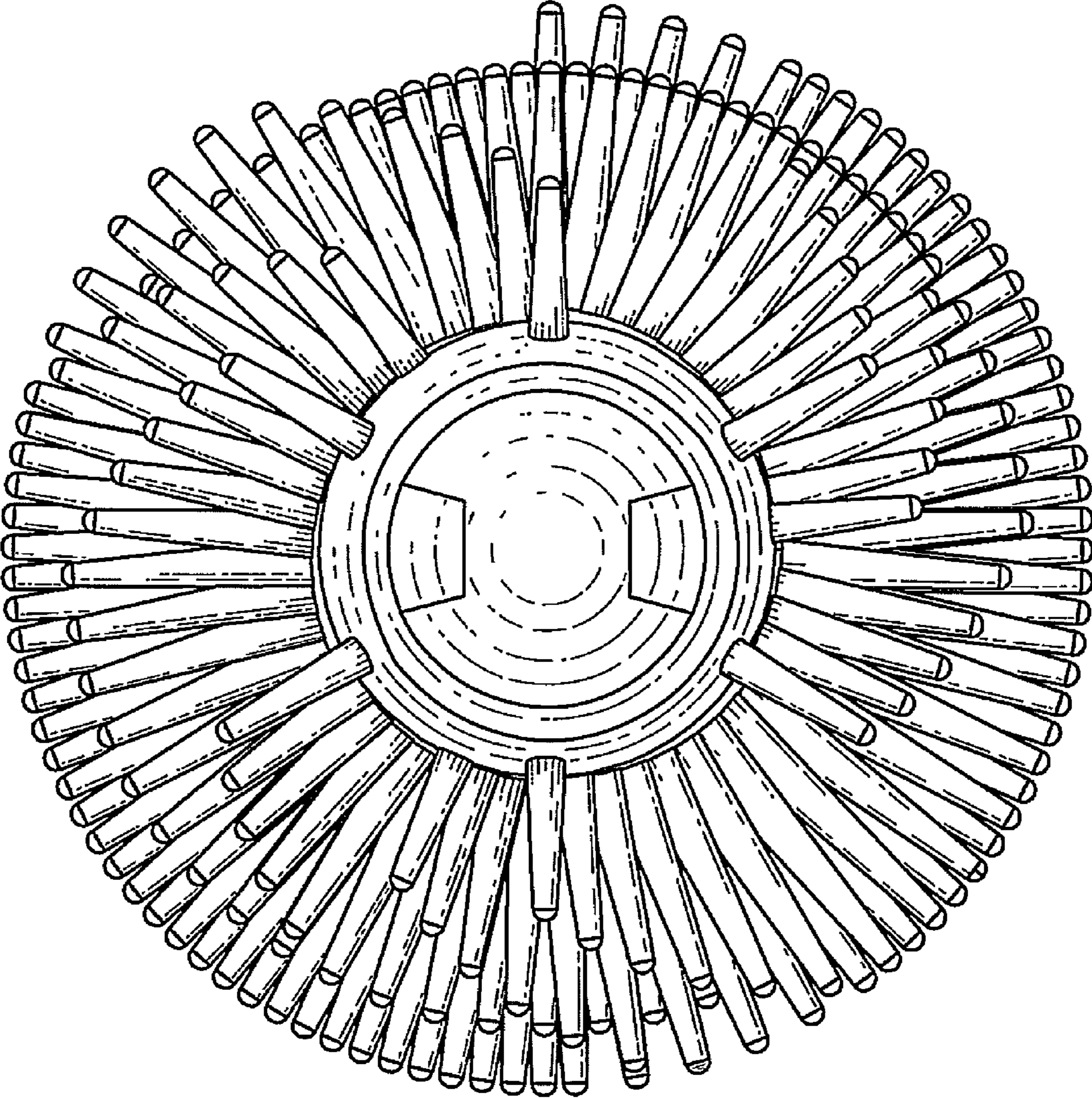


FIG. 4