



US00D692665S

(12) **United States Design Patent**  
**Willows et al.**

(10) **Patent No.:** **US D692,665 S**

(45) **Date of Patent:** **\*\* Nov. 5, 2013**

(54) **POUCH**

(75) Inventors: **Keith S. Willows**, Seattle, WA (US);  
**June A. Angus**, Seattle, WA (US);  
**Antonio Del Rosario**, Bellevue, WA (US)

(73) Assignee: **Amphipod Inc.**, Seattle, WA (US)

(\*\*) Term: **14 Years**

(21) Appl. No.: **29/427,982**

(22) Filed: **Jul. 24, 2012**

(51) **LOC (9) Cl.** ..... **03-01**

(52) **U.S. Cl.**  
USPC ..... **D3/303**

(58) **Field of Classification Search**

USPC ..... D3/234, 255, 271.9, 320, 256, 262, 279,  
D3/299, 301, 303, 318, 319, 273, 289, 292,  
D3/294-296, 232, 244, 228; D9/424, 420;  
D27/189; 206/349; 220/833; 312/902;  
190/100; 150/100, 107, 118

See application file for complete search history.

(56) **References Cited**

**U.S. PATENT DOCUMENTS**

D318,949 S *	8/1991	Mawhinney et al.	.....	D12/422
D409,380 S	5/1999	Angus et al.		
D415,892 S	11/1999	Angus et al.		
D448,925 S	10/2001	Willows et al.		
D458,021 S	6/2002	Willows et al.		
D459,876 S *	7/2002	Smith	.....	D3/226
D467,079 S	12/2002	Willows et al.		
D484,307 S	12/2003	Willows et al.		
6,698,636 B2	3/2004	Angus et al.		
D543,696 S *	6/2007	Dodier	.....	D3/226
D549,119 S *	8/2007	Becker	.....	D10/104.1
D592,398 S *	5/2009	Roesler	.....	D3/294
D635,355 S *	4/2011	Smith	.....	D3/232
D655,083 S *	3/2012	Delger	.....	D3/247

\* cited by examiner

*Primary Examiner* — Sandra Snapp

(74) *Attorney, Agent, or Firm* — Lowe Graham Jones PLLC

(57) **CLAIM**

We claim the ornamental design for a pouch, as shown and described.

**DESCRIPTION**

FIGS. 1-7 are views of a first embodiment of a pouch, showing our new design

FIG. 1 is a perspective view of the pouch.

FIG. 2 is a front view of the pouch.

FIG. 3 is a right side view of the pouch.

FIG. 4 is a left side view of the pouch.

FIG. 5 is a top view of the pouch.

FIG. 6 is a bottom view of the pouch.

FIG. 7 is a back view of the pouch.

FIGS. 8-12 are views of a second embodiment of a pouch showing our new design, in which the back view is identical to the back view of the first embodiment as illustrated in FIG. 7.

FIG. 8 is a front view of the pouch.

FIG. 9 is a right side view of the pouch

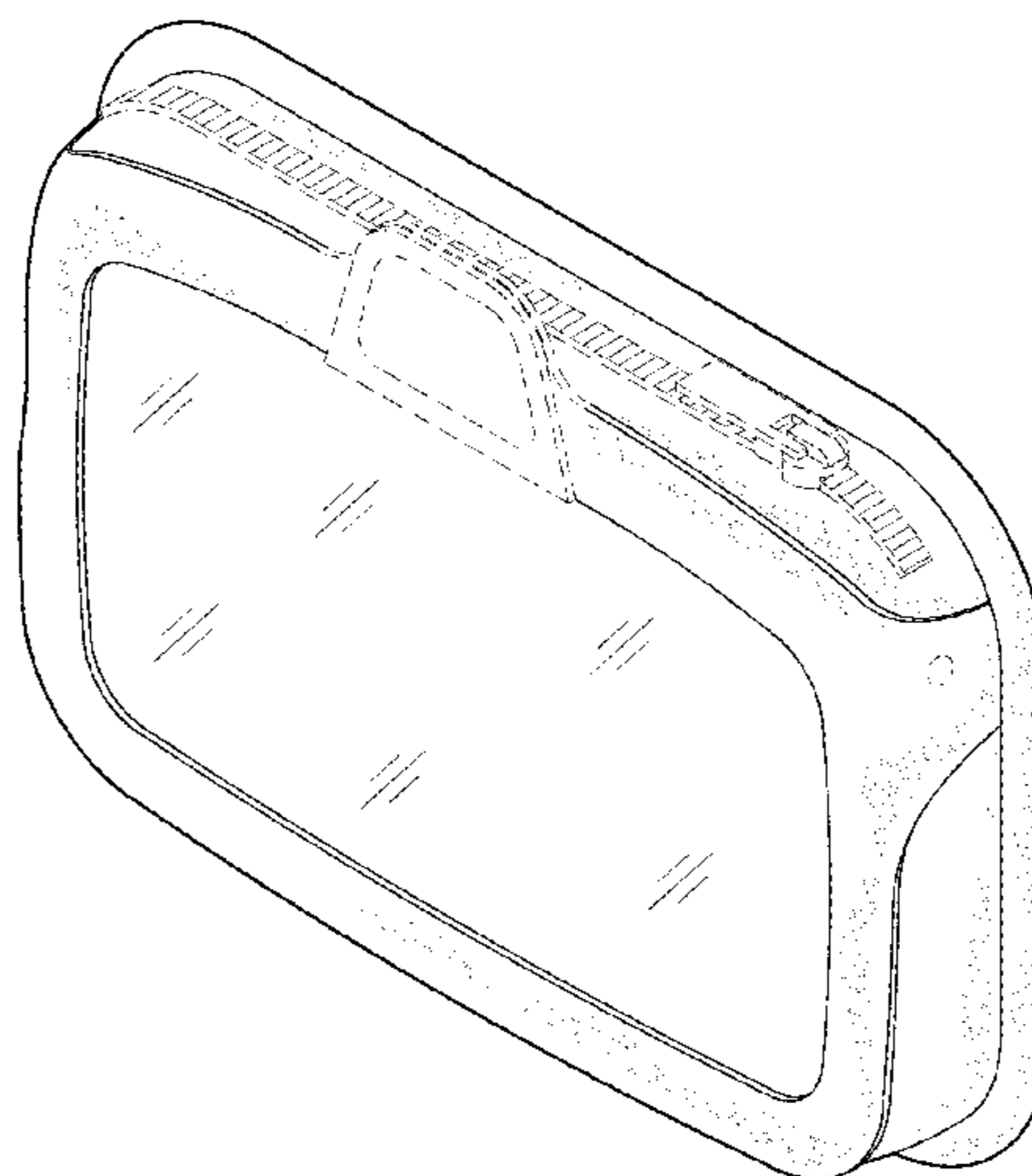
FIG. 10 is a left side view of the pouch.

FIG. 11 is a top view of the pouch; and,

FIG. 12 is a bottom view of the pouch.

Features illustrated in phantom lines are intended to show a preferred environment for the pouch and form no part of claimed invention. Aspects illustrated in phantom lines include a logo tab as visible in FIGS. 1-6 and 8-12; a zipper and zipper pull as visible in FIGS. 1-5 and 8-11; a through-hole as visible in FIGS. 1, 3, and 4; and holes formed in a back panel material as visible in FIG. 7. The generally H-shaped section at the back panel as seen in FIG. 7 is formed from a mesh material and is illustrated with holes shown in phantom which form no part of the claimed invention.

**1 Claim, 8 Drawing Sheets**



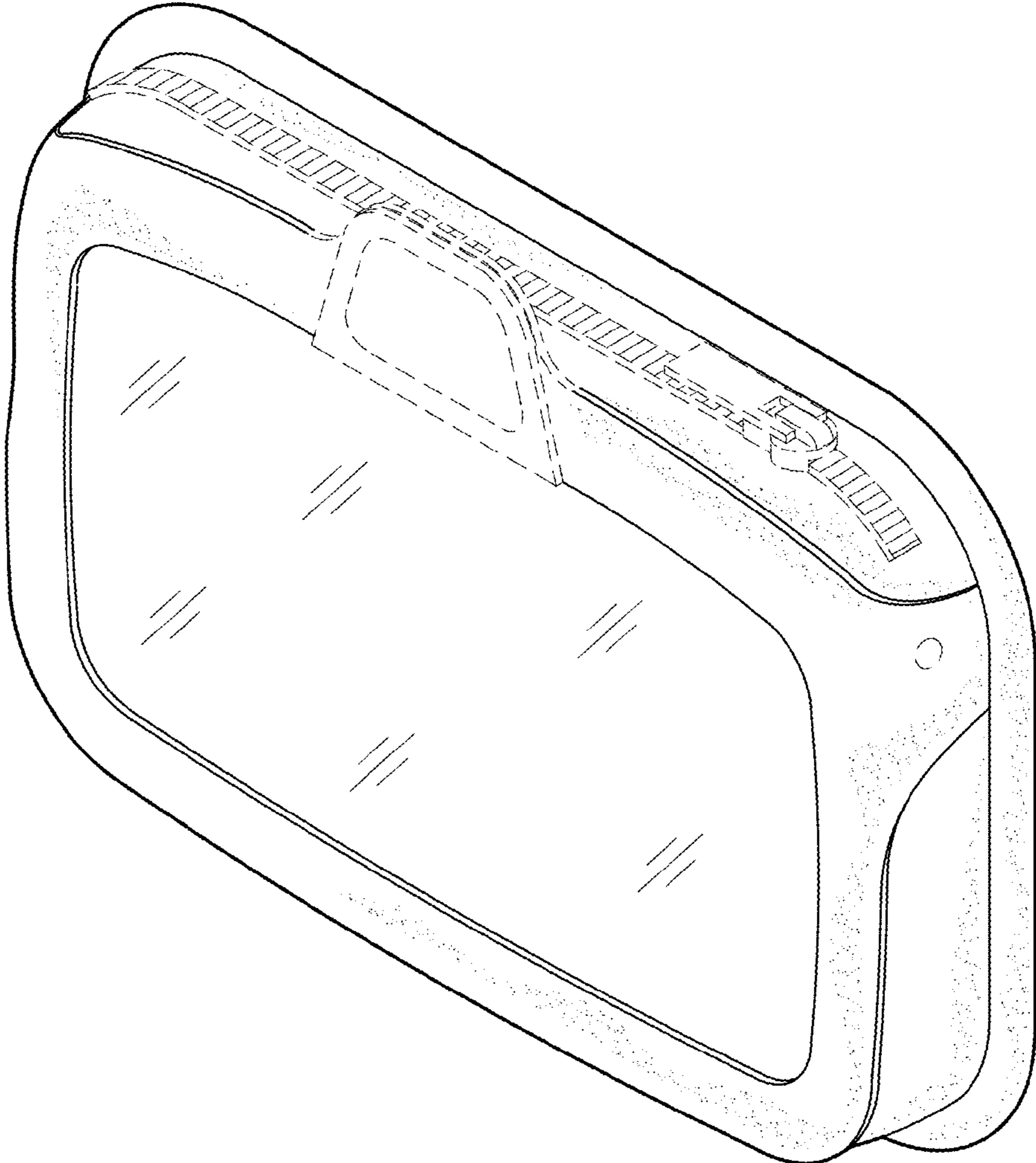


FIG.1

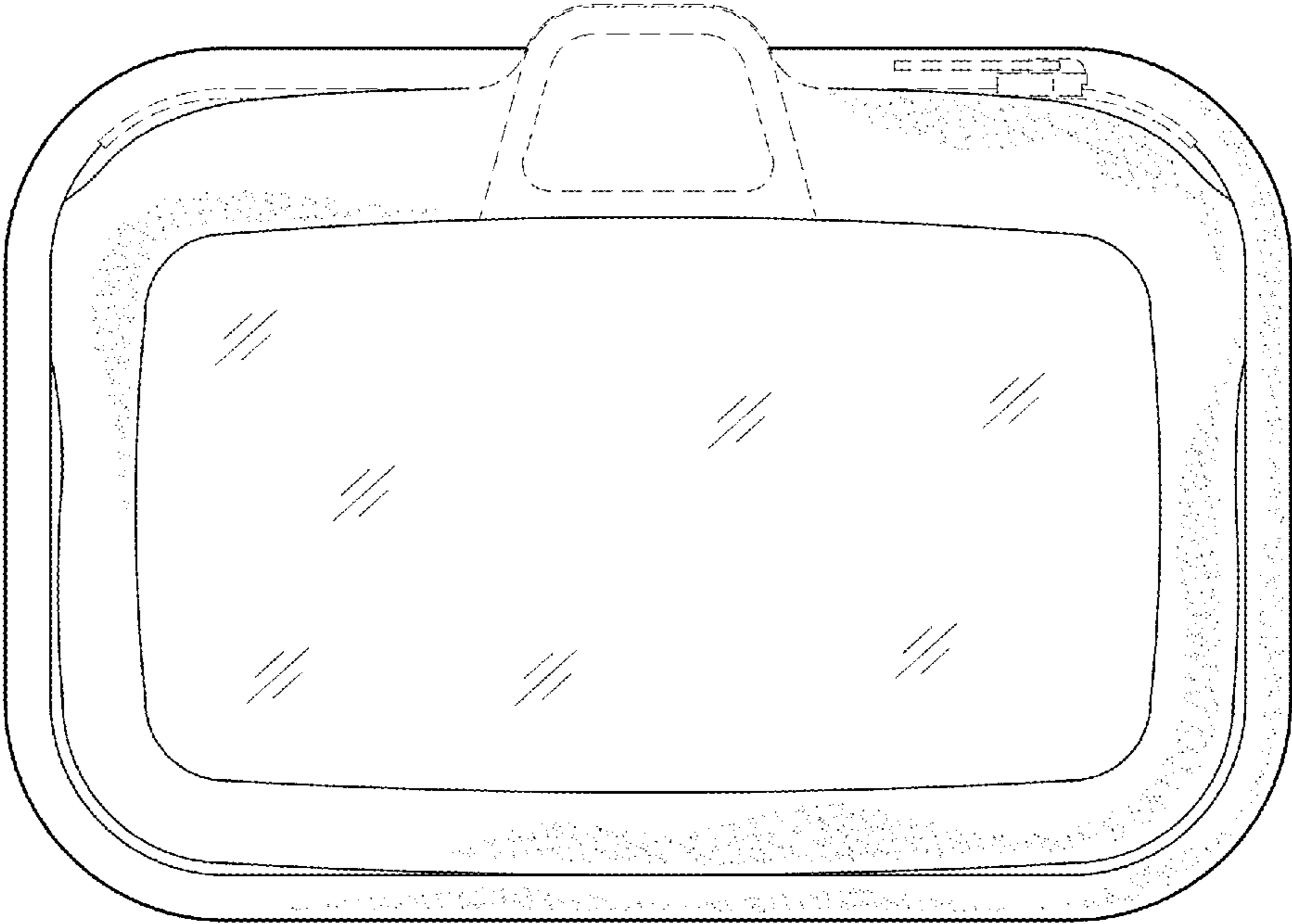


FIG.2

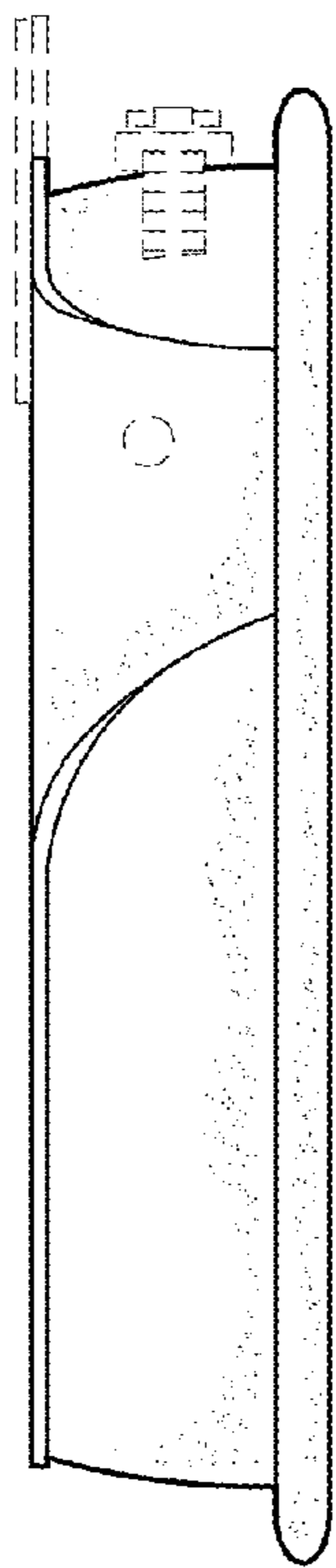


FIG. 3

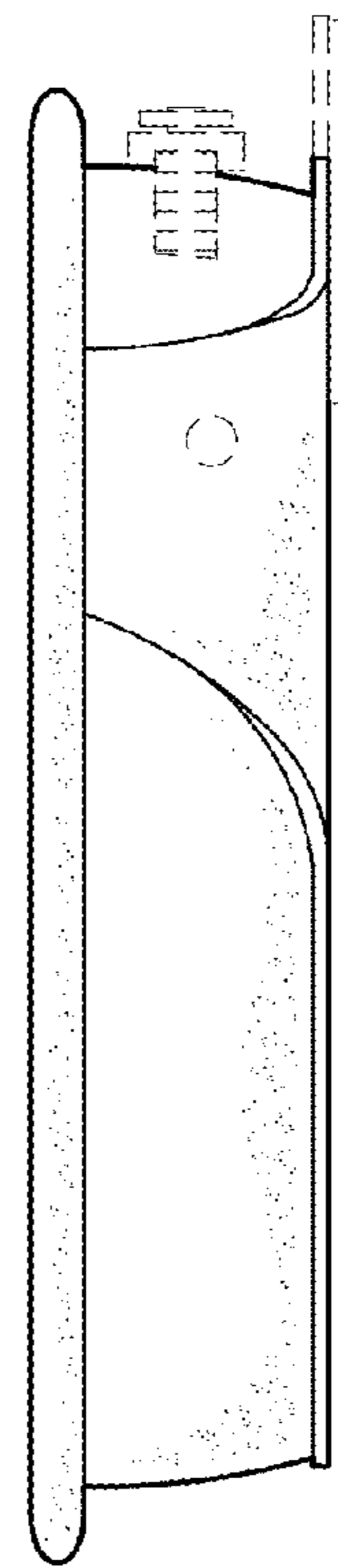


FIG. 4




FIG. 5




FIG. 6

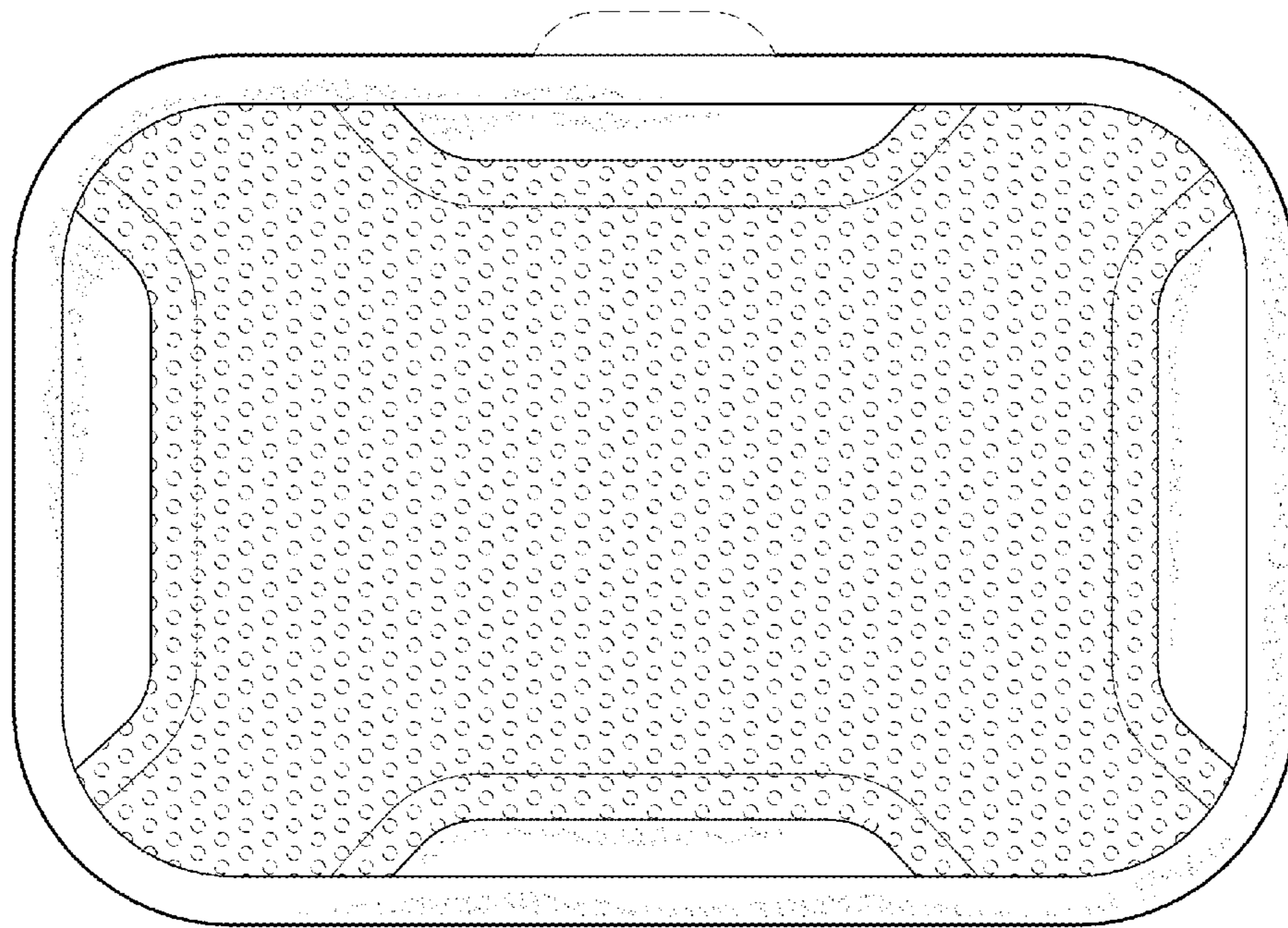


FIG. 7

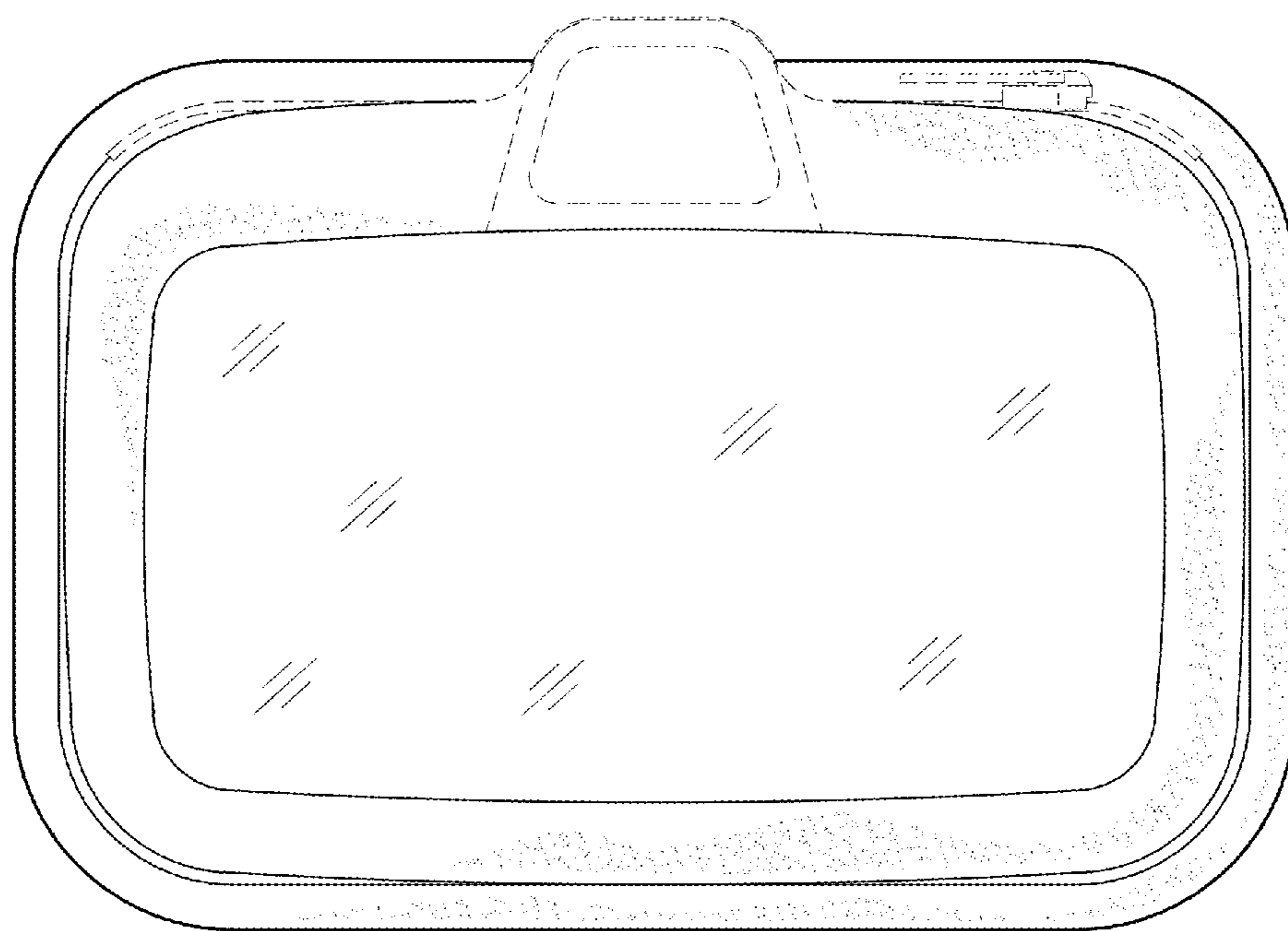


FIG. 8




FIG. 9




FIG. 10






FIG.11




FIG.12