

US00D692652S

(12) **United States Design Patent**
Headley et al.

(10) **Patent No.:** **US D692,652 S**
(45) **Date of Patent:** **** Nov. 5, 2013**

(54) **UMBRELLA HANDLE**

(71) Applicant: **totes Isotoner Corporation**, Cincinnati, OH (US)

(72) Inventors: **Ann S. Headley**, Cincinnati, OH (US);
Julie Kerr, Cincinnati, OH (US)

(73) Assignee: **totes Isotoner Corporation**, Cincinnati, OH (US)

(**) Term: **14 Years**

(21) Appl. No.: **29/459,741**

(22) Filed: **Jul. 2, 2013**

(51) **LOC (9) Cl.** **03-03**

(52) **U.S. Cl.**
USPC **D3/12**

(58) **Field of Classification Search**
USPC D3/5, 10, 12, 13, 16; 135/15.1, 21,
135/25.4, 25.41, 76, 65, 66; D8/300, 303,
D8/310

See application file for complete search history.

(56) **References Cited**

U.S. PATENT DOCUMENTS

D19,966 S * 7/1890 Weihman D3/12
D274,765 S * 7/1984 Allen D3/12

D284,713 S * 7/1986 Brinker D3/12
D316,777 S * 5/1991 Cain D3/12
D319,536 S * 9/1991 Cain D3/12
5,144,969 A * 9/1992 Chou et al. 135/22
D450,441 S * 11/2001 Chen D3/12
6,360,759 B1 * 3/2002 Lin et al. 135/24
D473,708 S * 4/2003 Headley D3/12
D516,298 S * 3/2006 Fenton D3/12
D670,901 S * 11/2012 Rothbucher et al. D3/10
D677,878 S * 3/2013 Headley D3/12

* cited by examiner

Primary Examiner — John Windmuller

(74) *Attorney, Agent, or Firm* — Frost Brown Todd LLC

(57) **CLAIM**

The ornamental design for an umbrella handle, as shown and described.

DESCRIPTION

FIG. 1 is a perspective view of an umbrella handle showing our new design.

FIG. 2 is a rear elevation view thereof.

FIG. 3 is a front elevation view thereof.

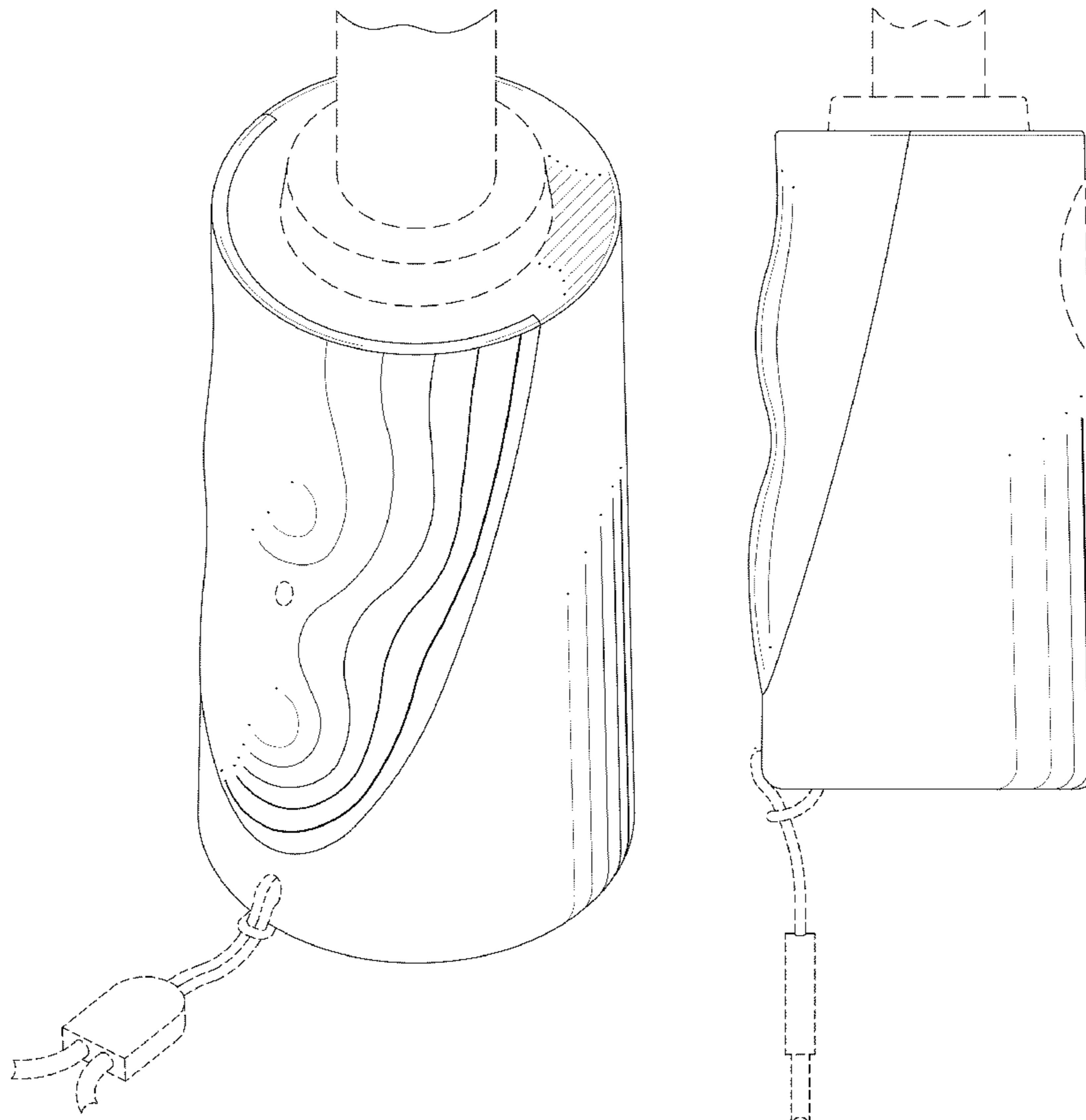
FIG. 4 is a side elevation view thereof, the opposite side being a mirror image thereof.

FIG. 5 is a top plan view thereof; and,

FIG. 6 is a bottom plan view thereof.

The broken lines in the drawings are included for purposes of illustrating portions of the umbrella handle that form no part of the claimed design.

1 Claim, 3 Drawing Sheets



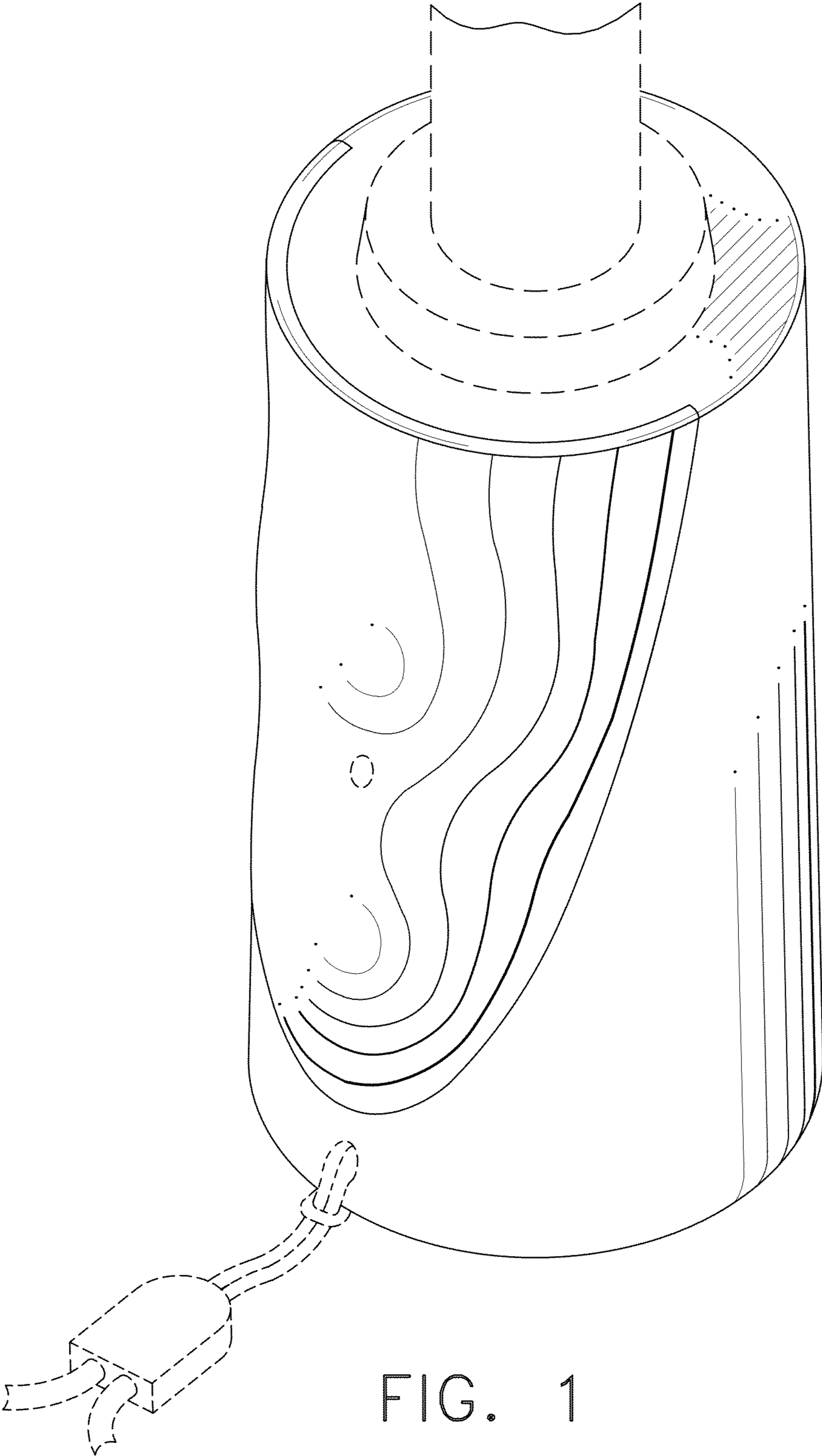


FIG. 1

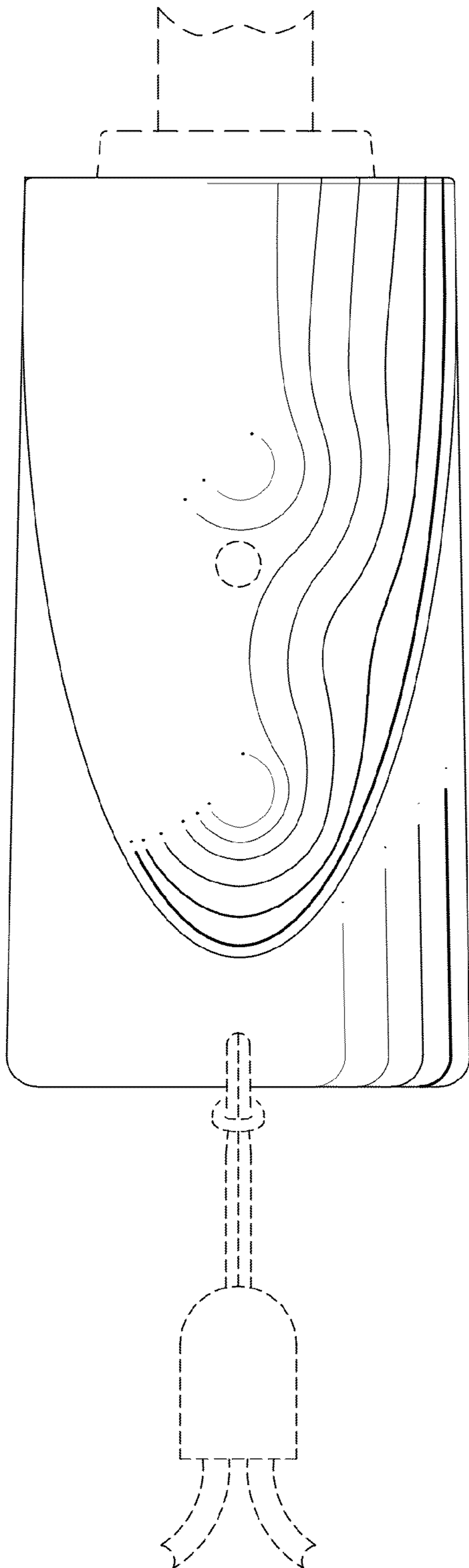


FIG. 2




FIG. 3




FIG. 4

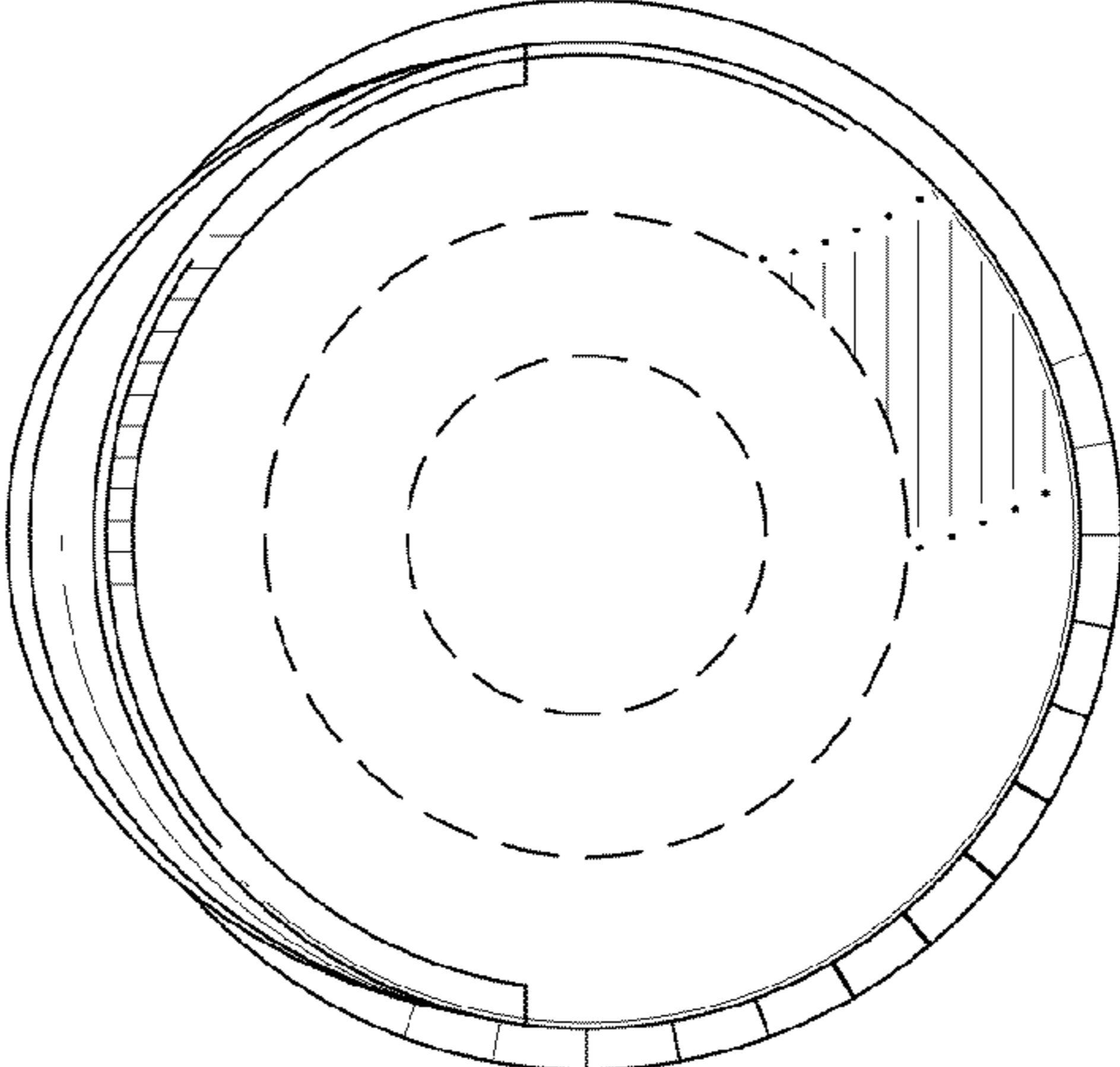


FIG. 5

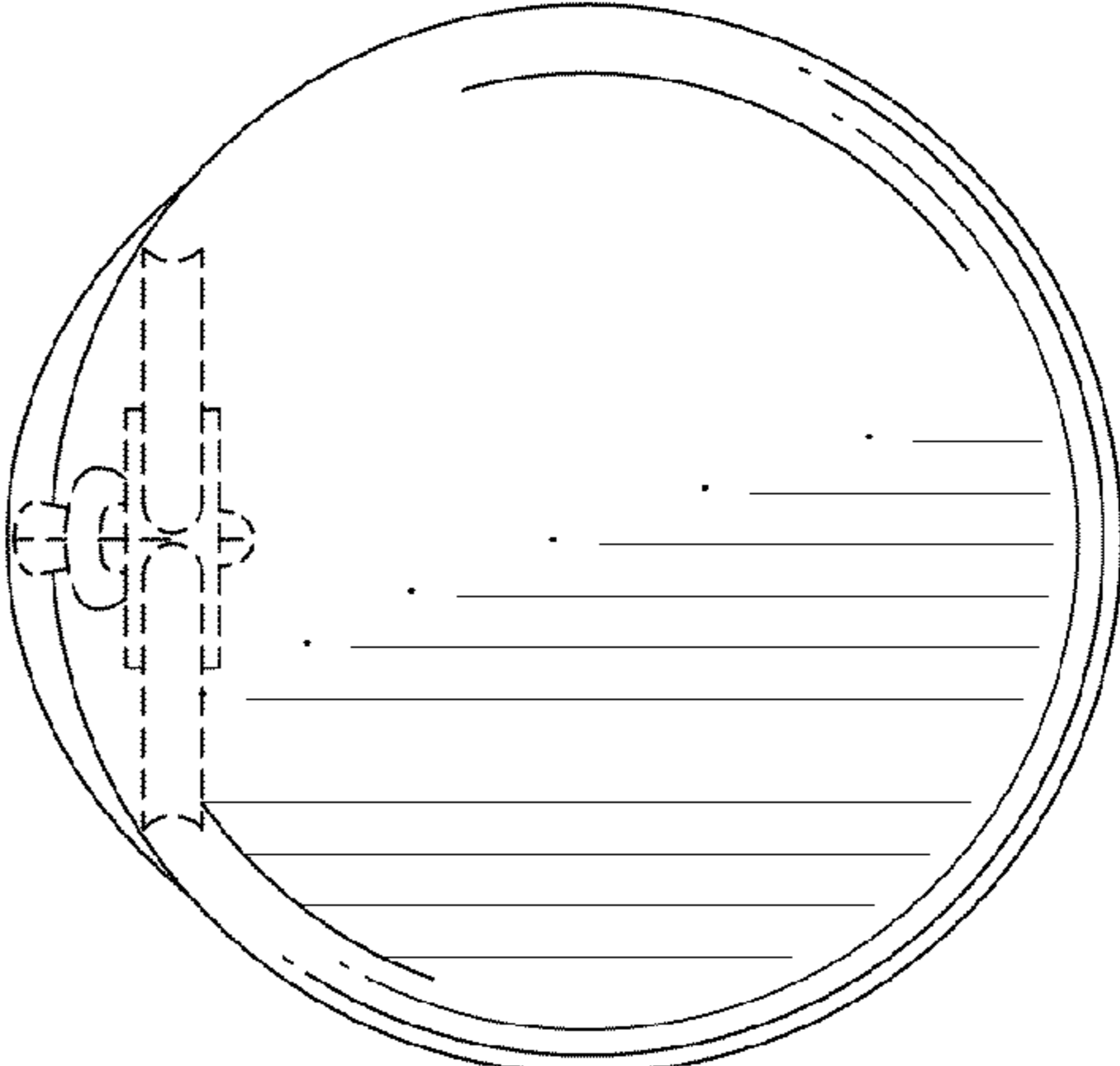


FIG. 6