



US00D692650S

(12) **United States Design Patent**
Riley, III

(10) **Patent No.:** **US D692,650 S**

(45) **Date of Patent:** **** Nov. 5, 2013**

(54) **CANE**

(71) Applicant: **Wesley Riley, III**, Elk Grove, CA (US)

(72) Inventor: **Wesley Riley, III**, Elk Grove, CA (US)

(**) Term: **14 Years**

(21) Appl. No.: **29/447,155**

(22) Filed: **Feb. 28, 2013**

(51) **LOC (9) Cl.** **03-03**

(52) **U.S. Cl.**
USPC **D3/6; D3/7**

(58) **Field of Classification Search**
USPC **D3/3-17; D12/130, 133; 135/65-73,**
135/76-85
See application file for complete search history.

(56) **References Cited**

U.S. PATENT DOCUMENTS

1,014,774	A	*	1/1912	Rohrer	482/49
D65,667	S	*	9/1924	Pajeau	D3/7
1,926,909	A	*	9/1933	Lilja	40/798
D120,499	S	*	5/1940	Chase	D21/389
D233,175	S	*	10/1974	Steinhart	D26/6
D250,554	S	*	12/1978	Hardy	D3/7
D256,681	S	*	9/1980	Green	D11/121

D272,650	S	*	2/1984	Bloch	D24/211
D284,618	S	*	7/1986	St. John	D3/5
D416,382	S	*	11/1999	Beauregard	D3/7
D511,244	S	*	11/2005	Lund	D3/7
D554,851	S	*	11/2007	Carroll	D3/6
D655,058	S	*	2/2012	Blair	D30/160

* cited by examiner

Primary Examiner — John Windmuller

(74) *Attorney, Agent, or Firm* — QuickPatents; Kevin Prince

(57) **CLAIM**

I claim the ornamental design for a cane, as shown and described.

DESCRIPTION

FIG. 1 is a perspective view of a cane, showing my new design;

FIG. 2 is a front elevational view thereof;

FIG. 3 is a rear elevational view thereof;

FIG. 4 is a right-side elevational view thereof;

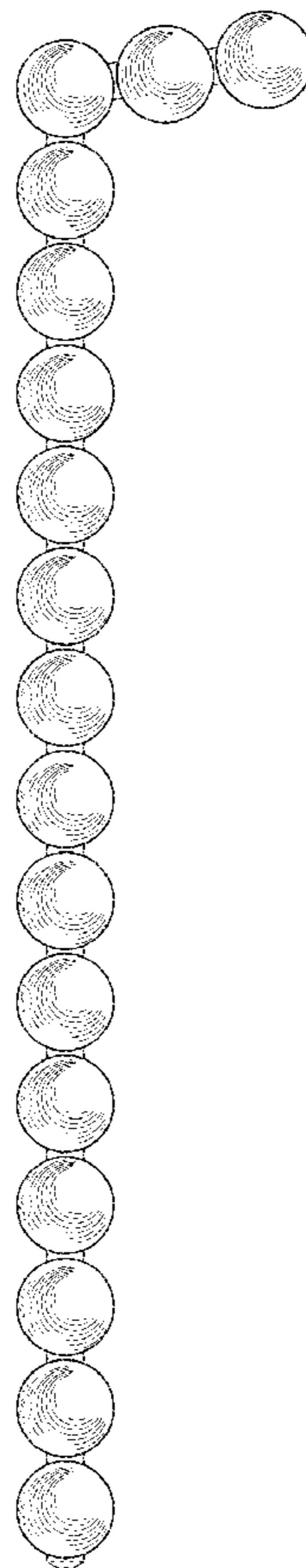
FIG. 5 is a left-side elevational view thereof;

FIG. 6 is a top plan view thereof; and,

FIG. 7 is a bottom plan view thereof.

The broken lines showing a a circle and a number in the figures depict environmental matter and form no part of the claimed design.

1 Claim, 2 Drawing Sheets



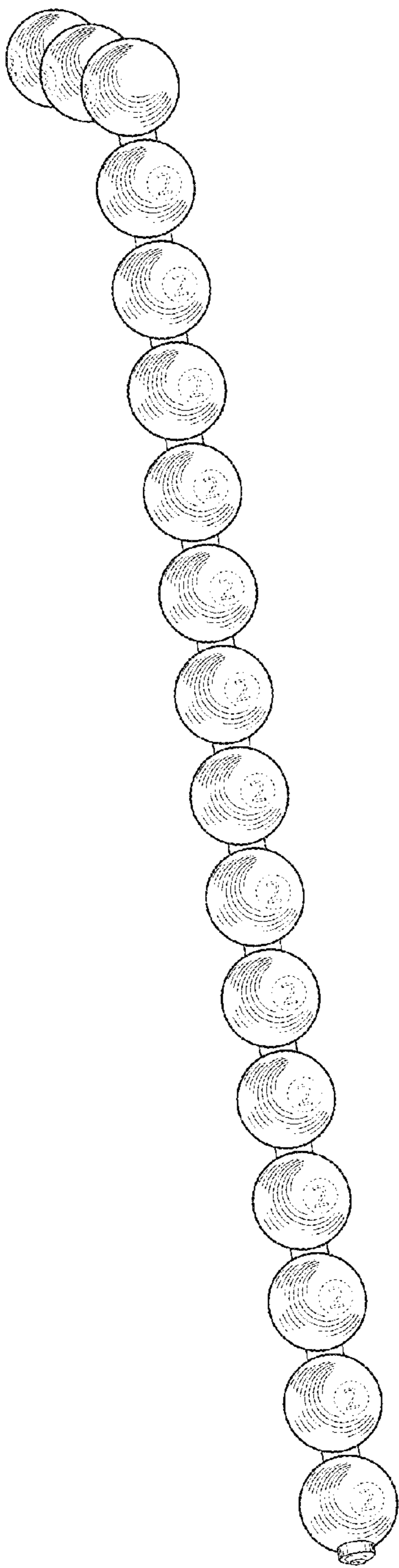


FIG. 1



FIG. 2

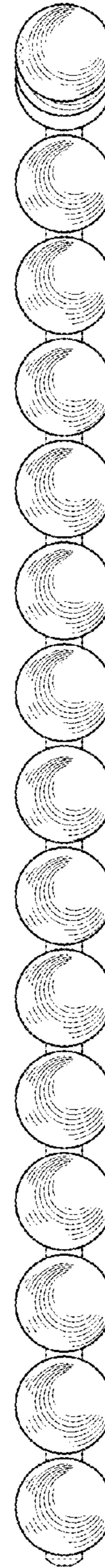


FIG. 3

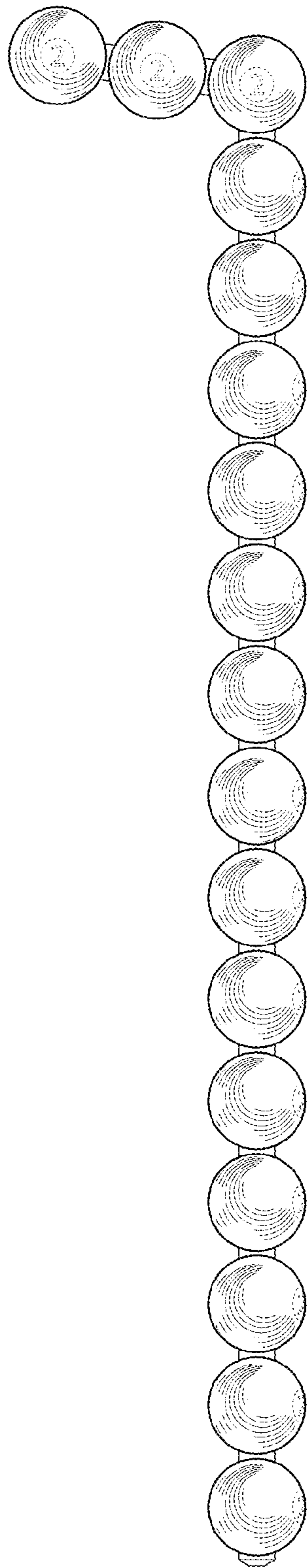


FIG. 4

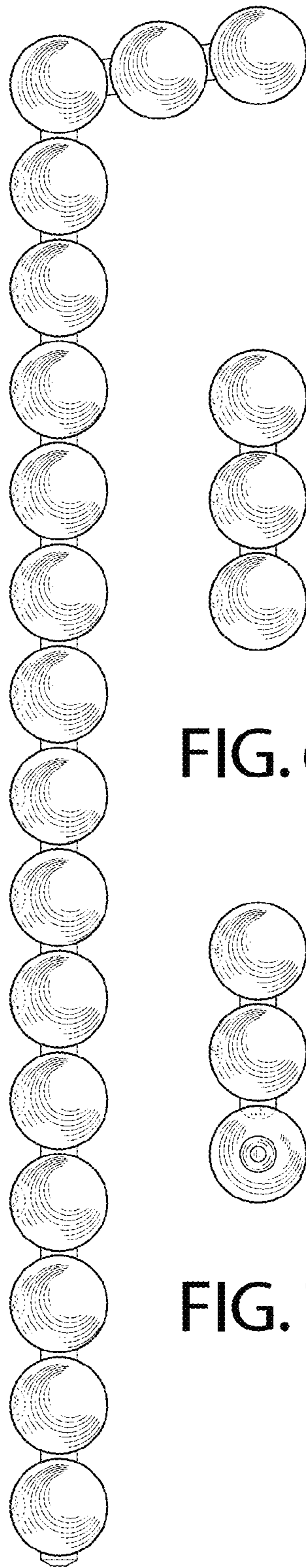


FIG. 5

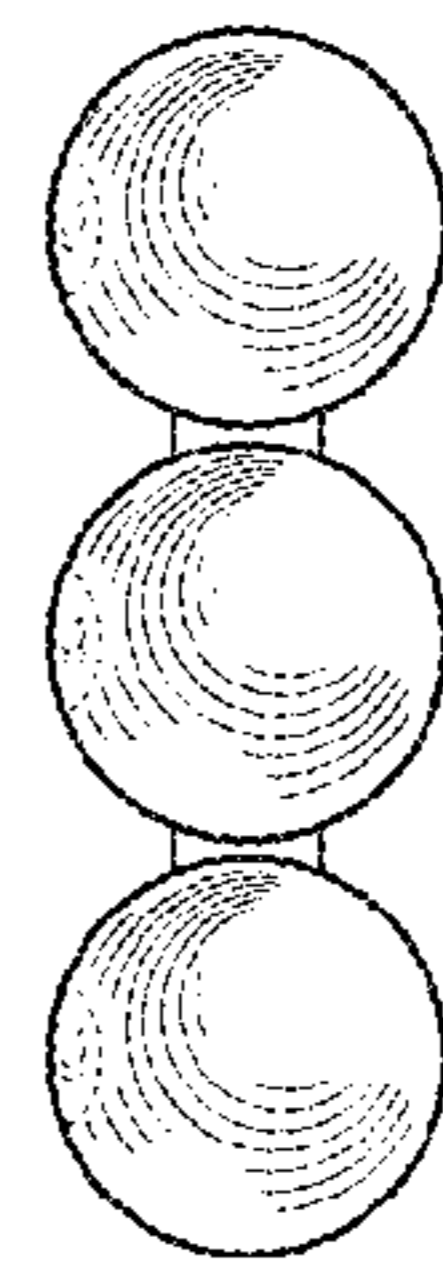


FIG. 6

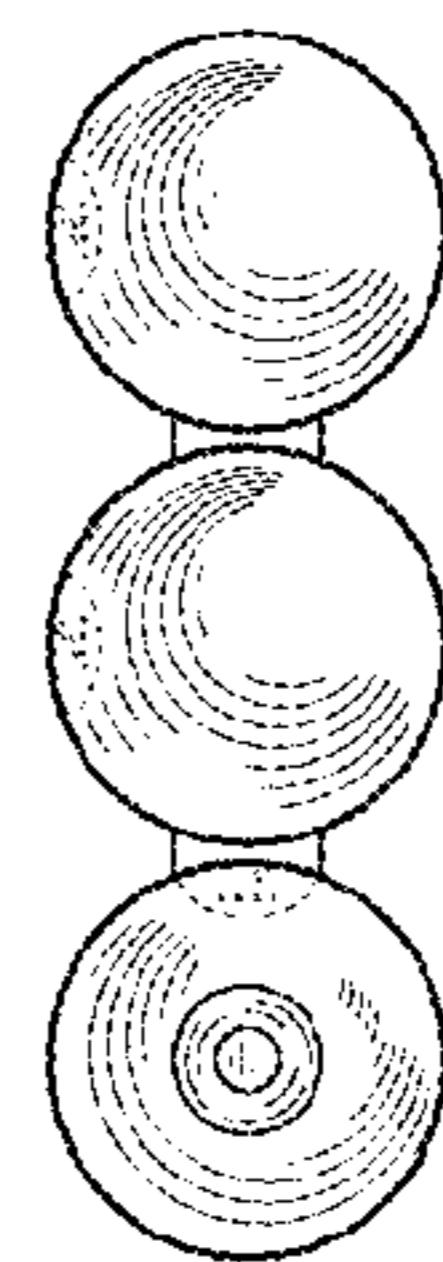


FIG. 7