

US00D692647S

(12) **United States Design Patent**
Rasmussen

(10) **Patent No.:** **US D692,647 S**
(45) **Date of Patent:** **** Nov. 5, 2013**

- (54) **SHOE UPPER**
- (71) Applicant: **NIKE, Inc.**, Beaverton, OR (US)
- (72) Inventor: **Jeff Rasmussen**, Portland, OR (US)
- (73) Assignee: **NIKE, Inc.**, Beaverton, OR (US)
- (**) Term: **14 Years**
- (21) Appl. No.: **29/456,475**
- (22) Filed: **May 31, 2013**
- (51) **LOC (9) Cl.** **02-99**
- (52) **U.S. Cl.**
USPC **D2/972**
- (58) **Field of Classification Search**
USPC D2/902, 906-908, 944, 969, 972-974;
36/45, 50.1, 77 M, 77 R, 83, 88, 113,
36/114, 126-131
See application file for complete search history.

- D490,220 S 5/2004 Edauw
- D490,221 S 5/2004 Edauw
- D513,851 S 1/2006 Holmes
- D544,694 S * 6/2007 Glover D2/972
- D571,999 S 7/2008 Harlow
- D678,669 S 3/2013 Parrett et al.

OTHER PUBLICATIONS

NIKE Footwear Catalog, 2003 Holiday: Men's, Women's, and Kids' Footwear, p. 10, published Mar. 2003, NIKE, Inc., USA.
 NIKE Footwear Catalog, 2013 Spring: Mens Performance Footwear, p. 50, published May 2012, NIKE, Inc., USA.
 NIKE Footwear Catalog, 2013 Holiday Mens Performance Footwear, p. 37, published Feb. 2013, NIKE, Inc., USA.

* cited by examiner

Primary Examiner — Dominic Simone

(74) *Attorney, Agent, or Firm* — Banner & Witcoff, Ltd.

(57) **CLAIM**

The ornamental design for a shoe upper, as shown and described.

(56) **References Cited**

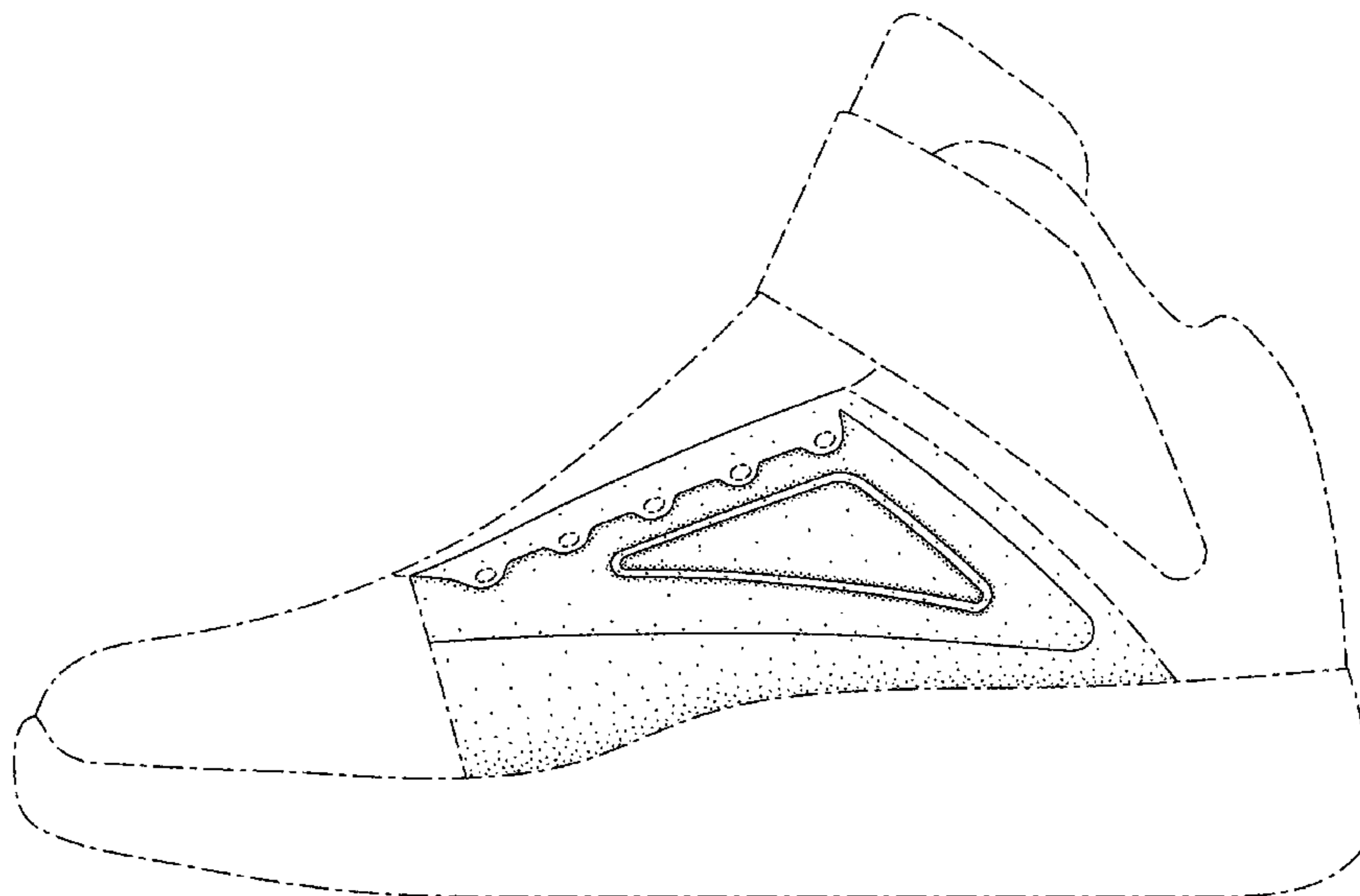
U.S. PATENT DOCUMENTS

- D307,663 S 5/1990 Boucher et al.
- D348,976 S * 7/1994 Van Noy D2/969
- D351,937 S 11/1994 Hewett
- D357,574 S 4/1995 Morris
- D369,896 S * 5/1996 Banik D2/969
- D373,461 S * 9/1996 Smith D2/969
- D377,414 S * 1/1997 Hatfield D2/972
- D388,364 S * 12/1997 Vestuti D2/972
- D391,070 S * 2/1998 Ford D2/972
- D393,355 S * 4/1998 Doxey D2/972
- D413,719 S * 9/1999 Fogg D2/972
- D416,129 S * 11/1999 Lotti D2/972
- D430,724 S * 9/2000 Matis et al. D2/969
- D431,714 S * 10/2000 Hatfield et al. D2/972
- D467,722 S * 12/2002 Wahoske D2/972

DESCRIPTION

FIG. 1 is a front perspective view of a shoe upper showing my new design;
 FIG. 2 is a side view thereof; and,
 FIG. 3 is a rear perspective view thereof.
 The broken lines immediately adjacent to the shaded area represent unclaimed boundaries of the design. The five eyelet regions demarcated by broken lines in the shaded area and the broken lines showing the remainder of the shoe, are for environmental purposes only and form no part of the claimed design.

1 Claim, 3 Drawing Sheets



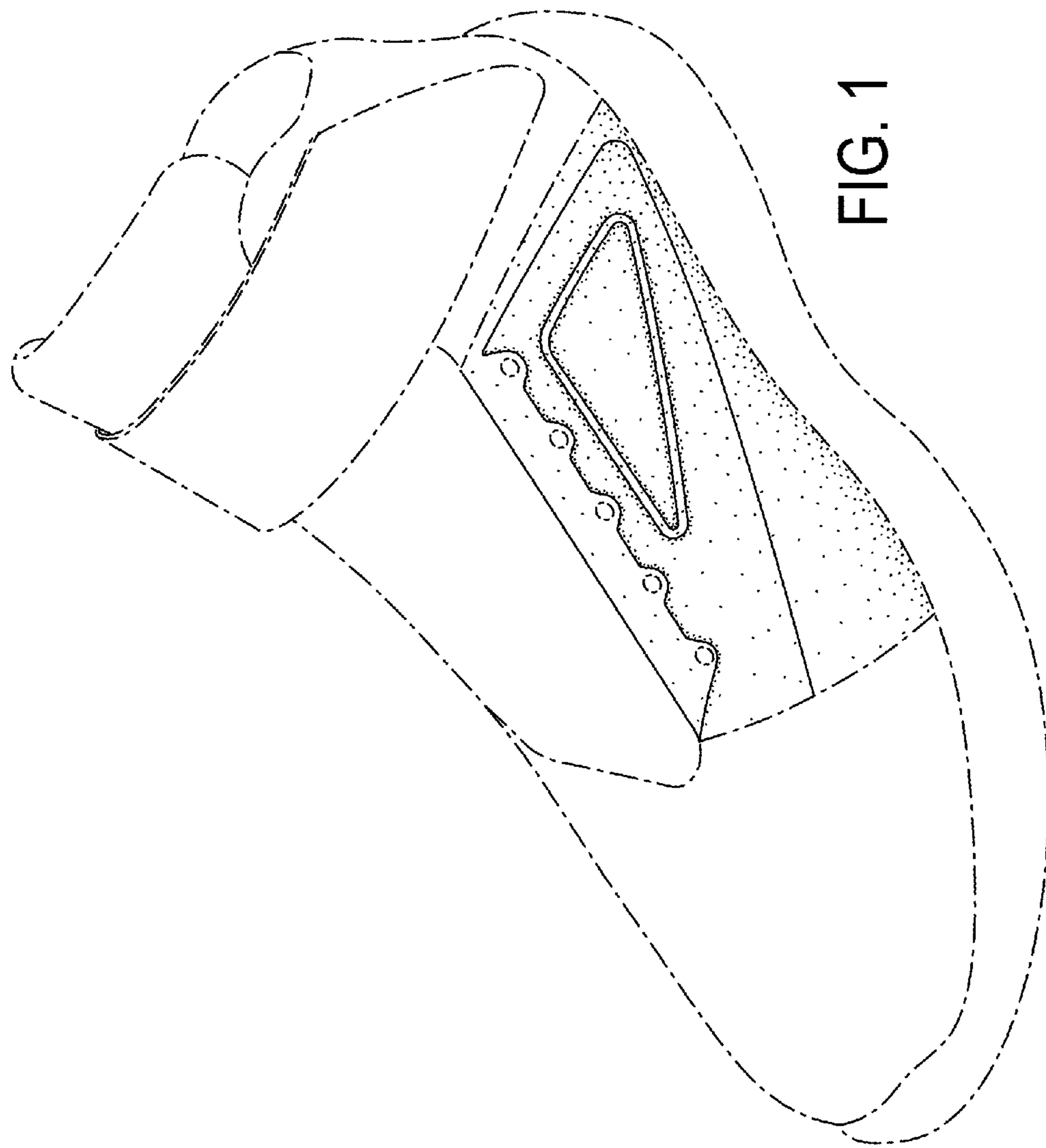


FIG. 1

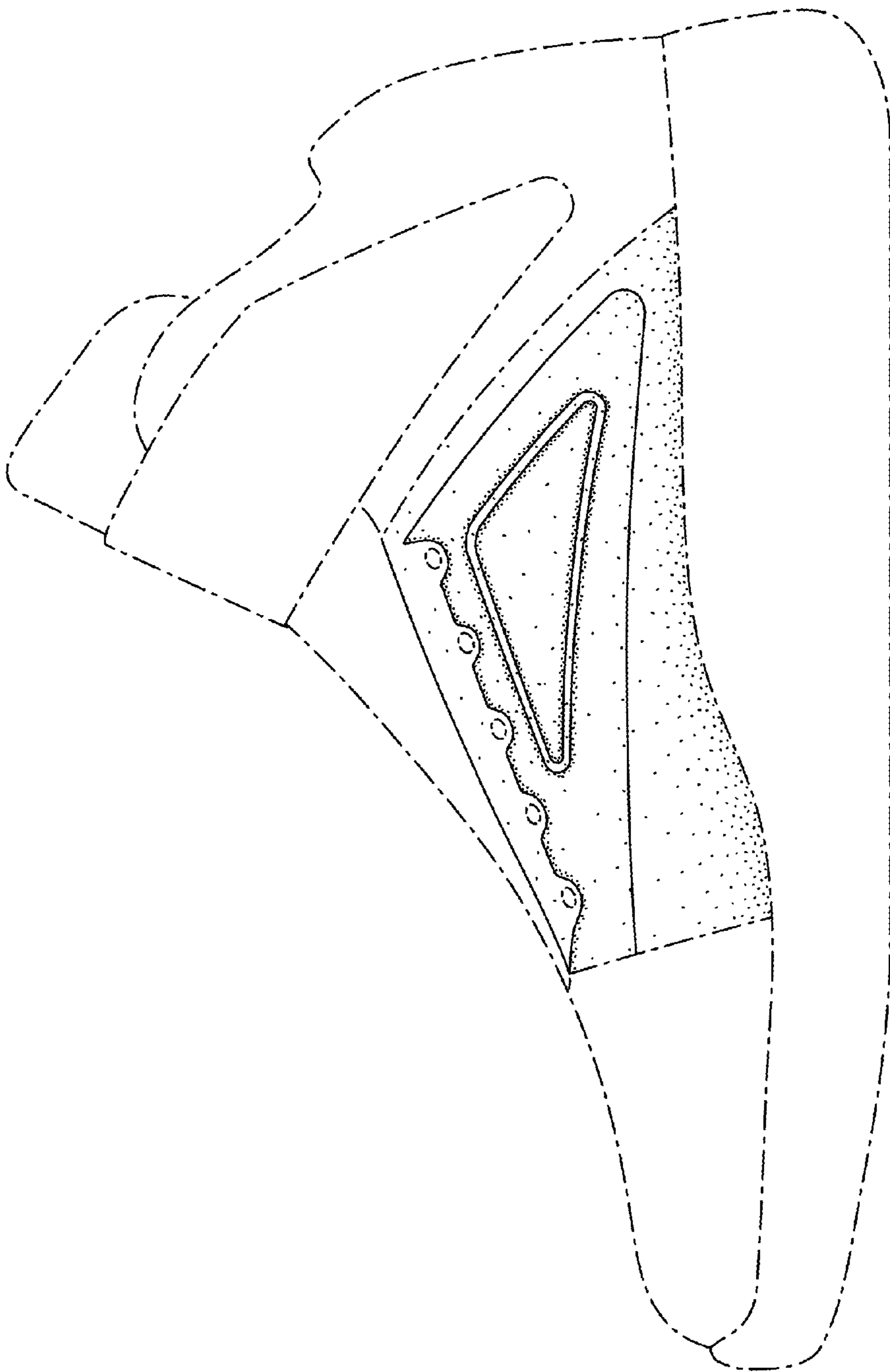


FIG. 2

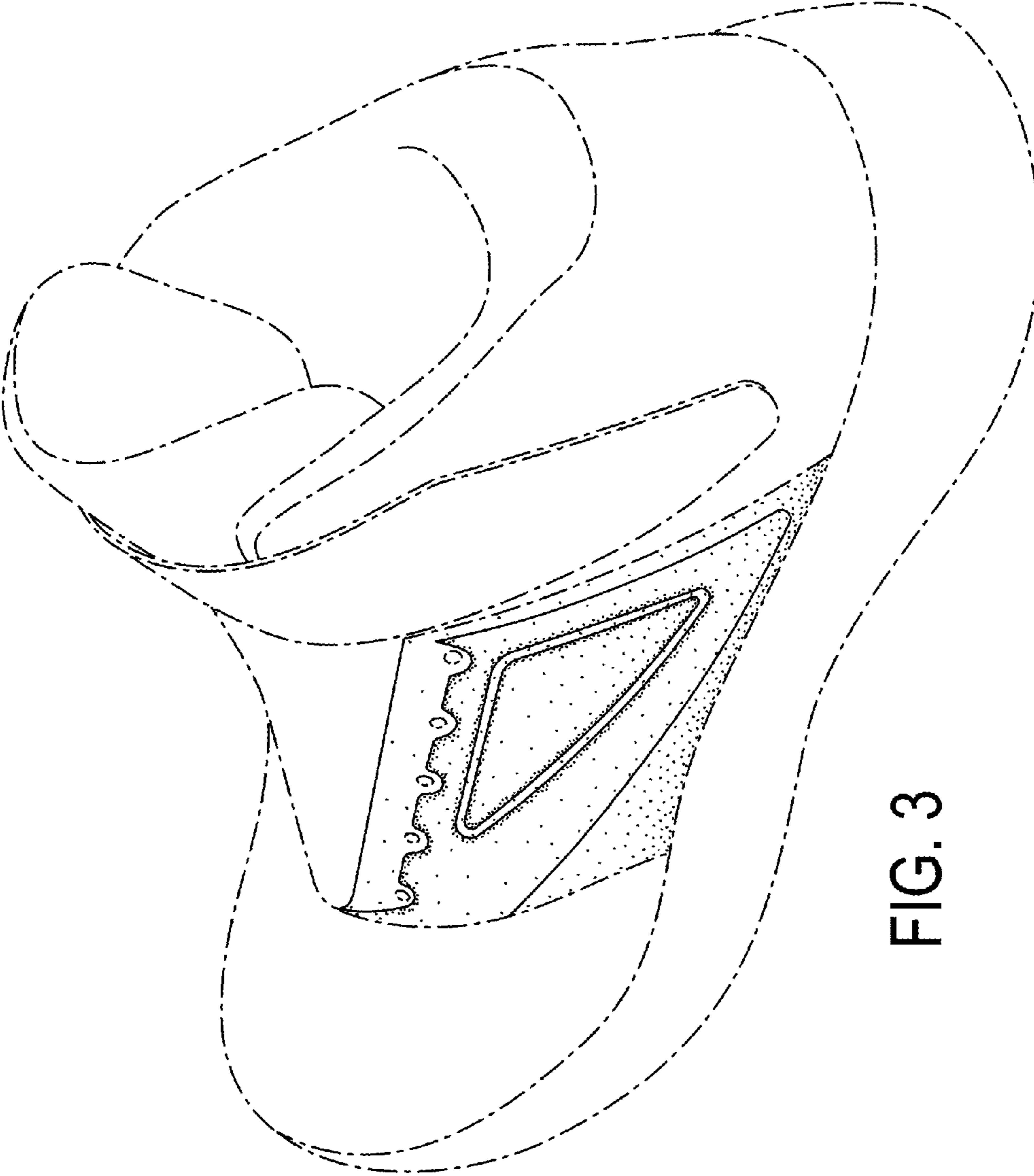


FIG. 3