



US00D692646S

(12) **United States Design Patent**  
**Lefgren et al.**

(10) **Patent No.:** **US D692,646 S**

(45) **Date of Patent:** **\*\* Nov. 5, 2013**

(54) **TRACTION CLEAT**

(76) Inventors: **James Lefgren**, Richmond, UT (US);  
**Travis L. Hendrickson**, Bear River City,  
UT (US)

(\*\*) Term: **14 Years**

(21) Appl. No.: **29/411,783**

(22) Filed: **Jan. 26, 2012**

**Related U.S. Application Data**

(63) Continuation-in-part of application No. 12/759,697,  
filed on Apr. 13, 2010, now abandoned, which is a  
continuation-in-part of application No. 12/046,444,  
filed on Mar. 11, 2008, now Pat. No. 7,695,078, which  
is a continuation of application No. 11/086,089, filed  
on Mar. 21, 2005, now abandoned.

(51) **LOC (9) Cl.** ..... **02-99**

(52) **U.S. Cl.**  
USPC ..... **D2/962**

(58) **Field of Classification Search**  
USPC ..... D2/896, 946, 962, 906, 907, 908, 963;  
36/113, 114, 122, 124-136, 59 R, 61,  
36/62, 64, 65, 66, 67 R, 67 A, 67 B, 67 C,  
36/67 D, 59 A, 59 B, 59 C, 59 D, 7.6, 7.7  
See application file for complete search history.

(56) **References Cited**

U.S. PATENT DOCUMENTS

|                 |         |                     |         |
|-----------------|---------|---------------------|---------|
| 5,791,071 A *   | 8/1998  | Rosdail .....       | 36/134  |
| D401,750 S *    | 12/1998 | Santos et al. ....  | D2/962  |
| 5,897,177 A     | 4/1999  | Bergstrom .....     | 305/160 |
| D410,693 S *    | 6/1999  | Brockman .....      | D2/962  |
| 6,167,641 B1    | 1/2001  | McMullin .....      | 36/127  |
| D447,855 S *    | 9/2001  | Bramani .....       | D2/957  |
| 6,519,879 B2 *  | 2/2003  | Gee .....           | 36/134  |
| D569,596 S *    | 5/2008  | Terashima .....     | D2/962  |
| 7,695,078 B2    | 4/2010  | Lefgren .....       | 305/180 |
| D635,338 S *    | 4/2011  | Favreau et al. .... | D2/946  |
| D636,161 S *    | 4/2011  | Favreau et al. .... | D2/962  |
| 2010/0293818 A1 | 11/2010 | Lefgren .....       | 36/59   |

\* cited by examiner

*Primary Examiner* — Elizabeth J Oswecki

(74) *Attorney, Agent, or Firm* — Michael R. Schramm

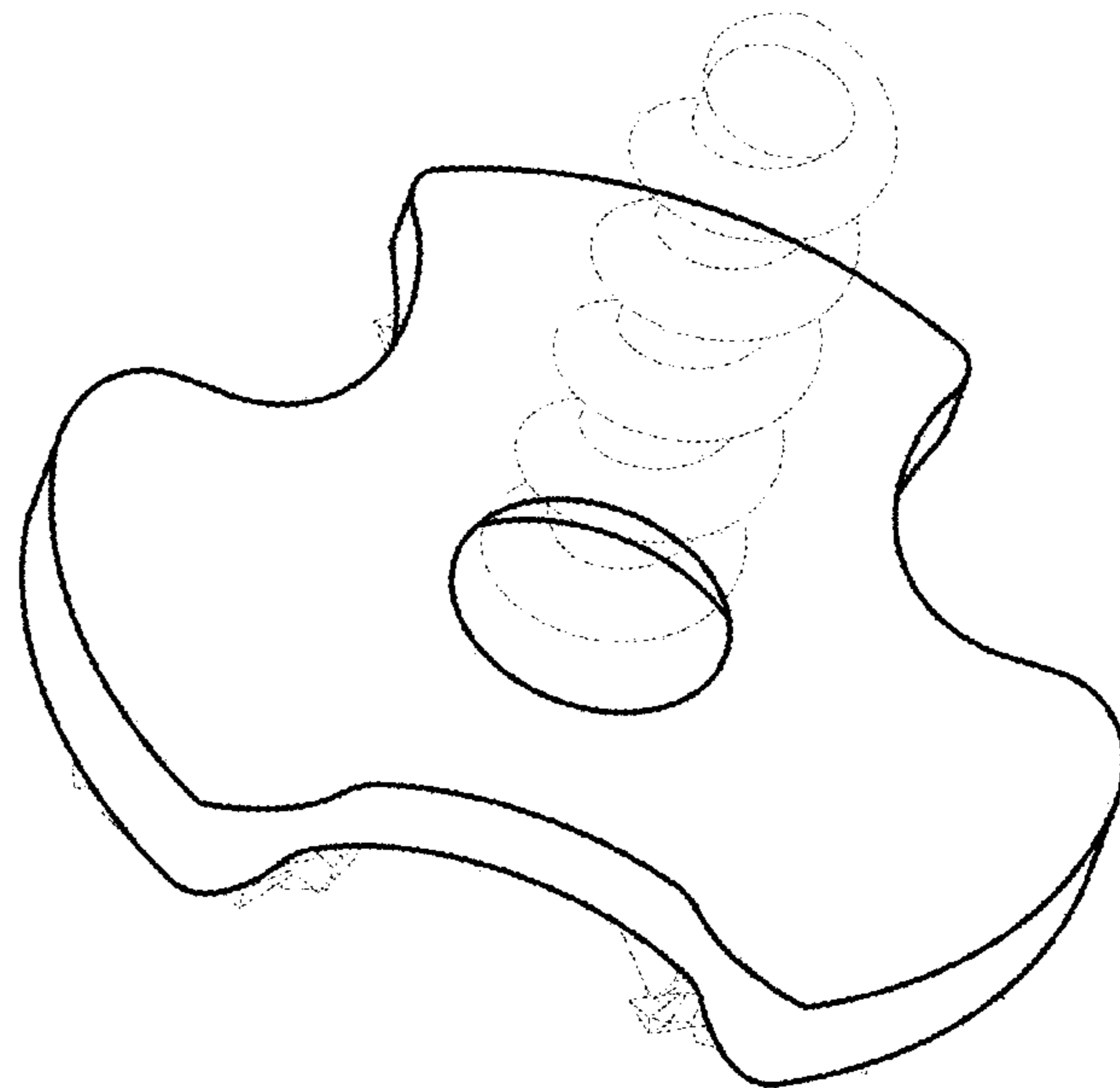
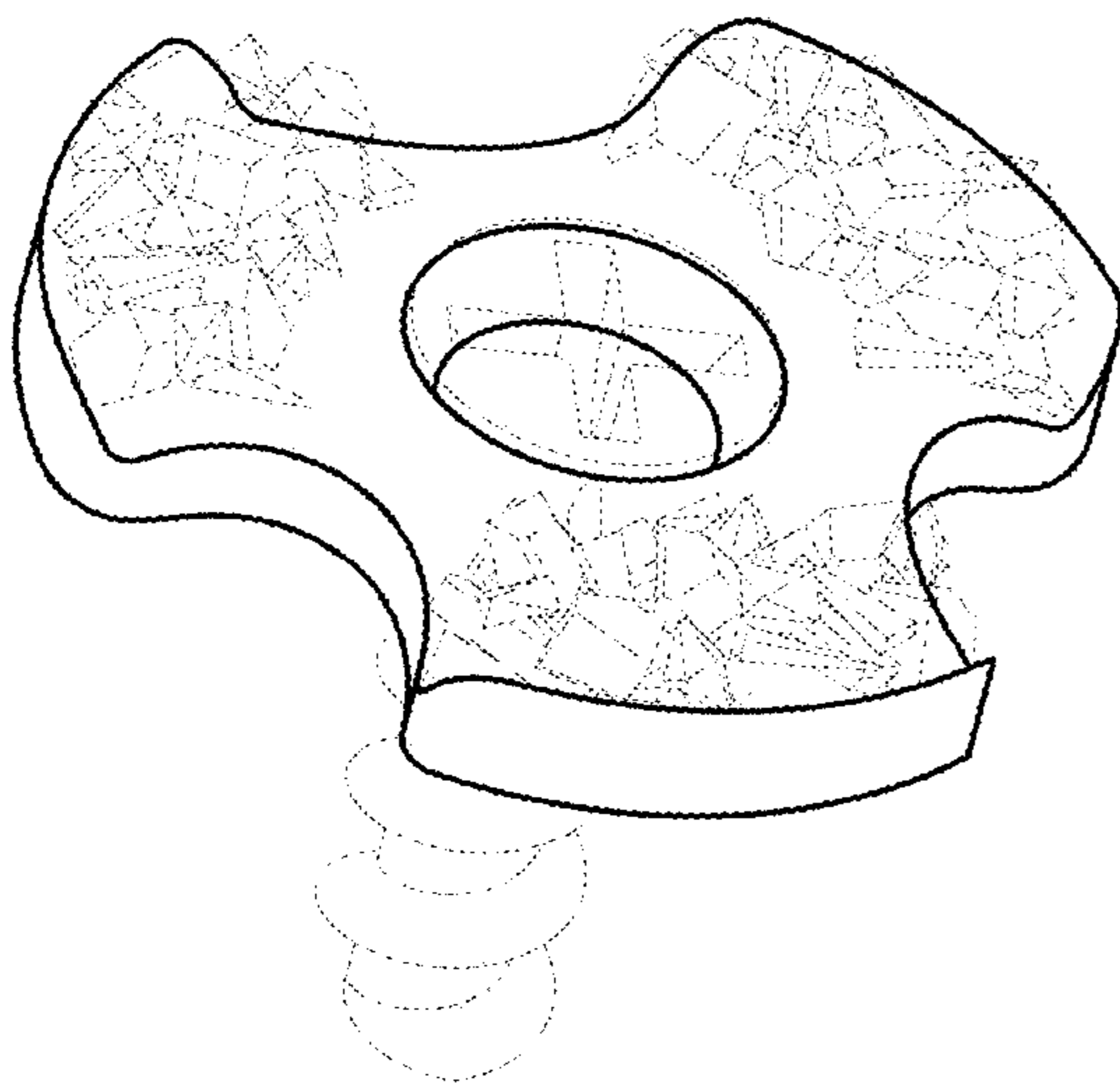
(57) **CLAIM**

The ornamental design for a traction cleat, as shown and described.

**DESCRIPTION**

FIG. 1 is a top, front and side perspective view of a traction cleat showing our new design; and, FIG. 2 is a bottom, rear and side perspective view thereof. The broken lines in the drawings represent portions of the traction cleat that form no part of the claimed design.

**1 Claim, 2 Drawing Sheets**



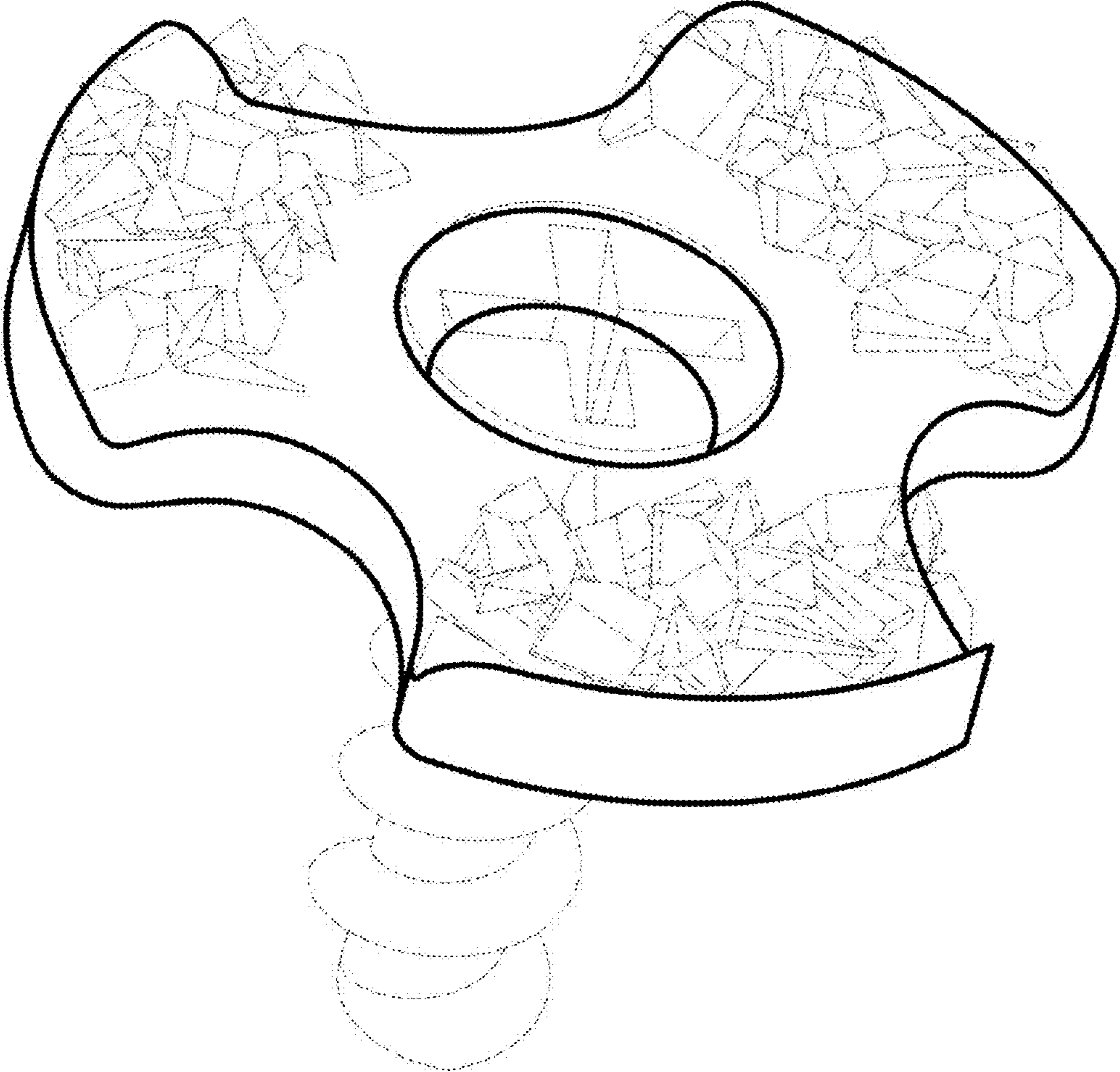


Figure 1

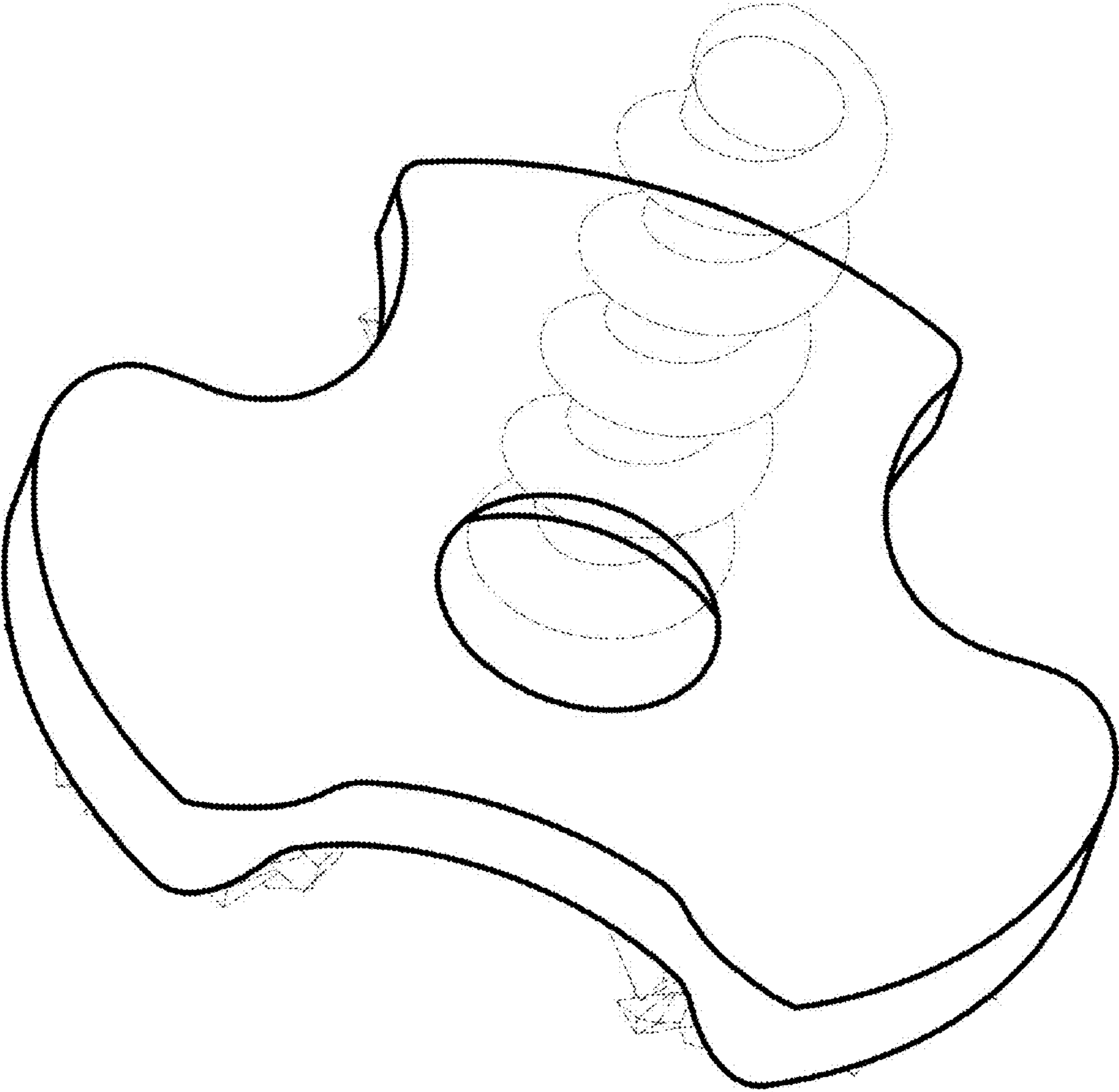


Figure 2