

US00D692644S

(12) **United States Design Patent**
Eck

(10) **Patent No.:** **US D692,644 S**

(45) **Date of Patent:** **** Nov. 5, 2013**

(54) **SPORT CLEAT**

(71) Applicant: **Brian Thomas Eck**, Sterling, VA (US)

(72) Inventor: **Brian Thomas Eck**, Sterling, VA (US)

(**) Term: **14 Years**

(21) Appl. No.: **29/447,576**

(22) Filed: **Mar. 5, 2013**

(51) **LOC (9) Cl.** **02-04**

(52) **U.S. Cl.**
USPC **D2/906**; D2/907

(58) **Field of Classification Search**
USPC D2/896, 902, 906, 907, 908, 914, 915,
D2/946, 947, 962, 968, 969, 972-977;
36/45, 83, 113, 114, 115, 126-136,
36/77 R, 77 M, 59 R, 61, 62, 64, 65, 66,
36/67 R, 67 A, 67 B, 67 C, 67 D, 59 A, 59 B,
36/59 C, 59 D, 71.5, 72 B, 73

See application file for complete search history.

(56) **References Cited**

U.S. PATENT DOCUMENTS

D235,392 S *	6/1975	Blumenfeld	D2/906
D243,976 S *	4/1977	Dassler	D2/906
4,787,156 A *	11/1988	Bade	36/128
D306,516 S *	3/1990	Whatley	D2/954
D306,517 S *	3/1990	Whatley	D2/954
D356,435 S *	3/1995	Vignola et al.	D2/905
D368,156 S *	3/1996	Longbottom et al.	D2/962
D401,044 S *	11/1998	Heine	D2/954
D427,754 S *	7/2000	Portaud	D2/954
D449,425 S *	10/2001	Sasaki	D2/906
6,367,167 B1 *	4/2002	Krstic et al.	36/25 R

D474,879 S *	5/2003	Nason	D2/955
D573,779 S *	7/2008	Stauffer	D2/954
D617,542 S *	6/2010	Stauffer	D2/962
D622,038 S *	8/2010	Bracken	D2/897
D662,311 S *	6/2012	Sudit	D2/980
D671,719 S *	12/2012	LoConte	D2/909
D674,171 S *	1/2013	Bramani et al.	D2/902
D675,416 S *	2/2013	Minami	D2/962
D680,711 S *	4/2013	Bramani	D2/899
D683,942 S *	6/2013	Dekovic	D2/962
D685,164 S *	7/2013	Allen	D2/909
2011/0005105 A1 *	1/2011	Hong	36/3 B
2011/0078922 A1 *	4/2011	Cavaliere et al.	36/54

* cited by examiner

Primary Examiner — Elizabeth J Oswecki

(74) *Attorney, Agent, or Firm* — Meunier Carlin & Curfman LLC

(57) **CLAIM**

The ornamental design for a sport cleat, as shown and described.

DESCRIPTION

FIG. 1 is a perspective view of a sport cleat showing my new design;

FIG. 2 is a bottom plan view thereof;

FIG. 3 is a top plan view thereof;

FIG. 4 is a side elevation view thereof;

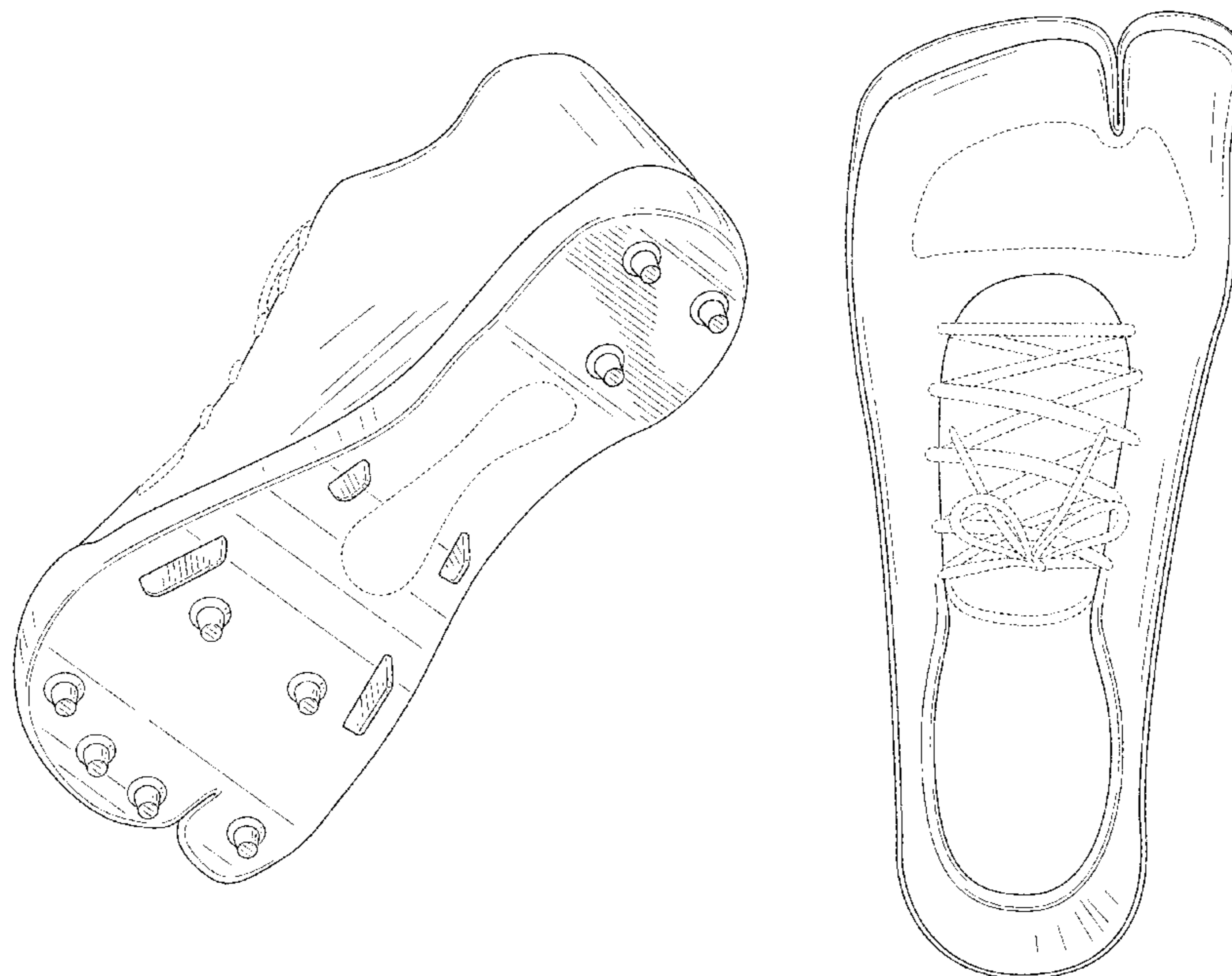
FIG. 5 is a front elevation view thereof; and,

FIG. 6 is a rear elevation view thereof.

The broken lines shown in the drawings represent portions of the sport cleat that form no part of the claimed design.

All surfaces not shown form no part of the claimed design.

1 Claim, 6 Drawing Sheets



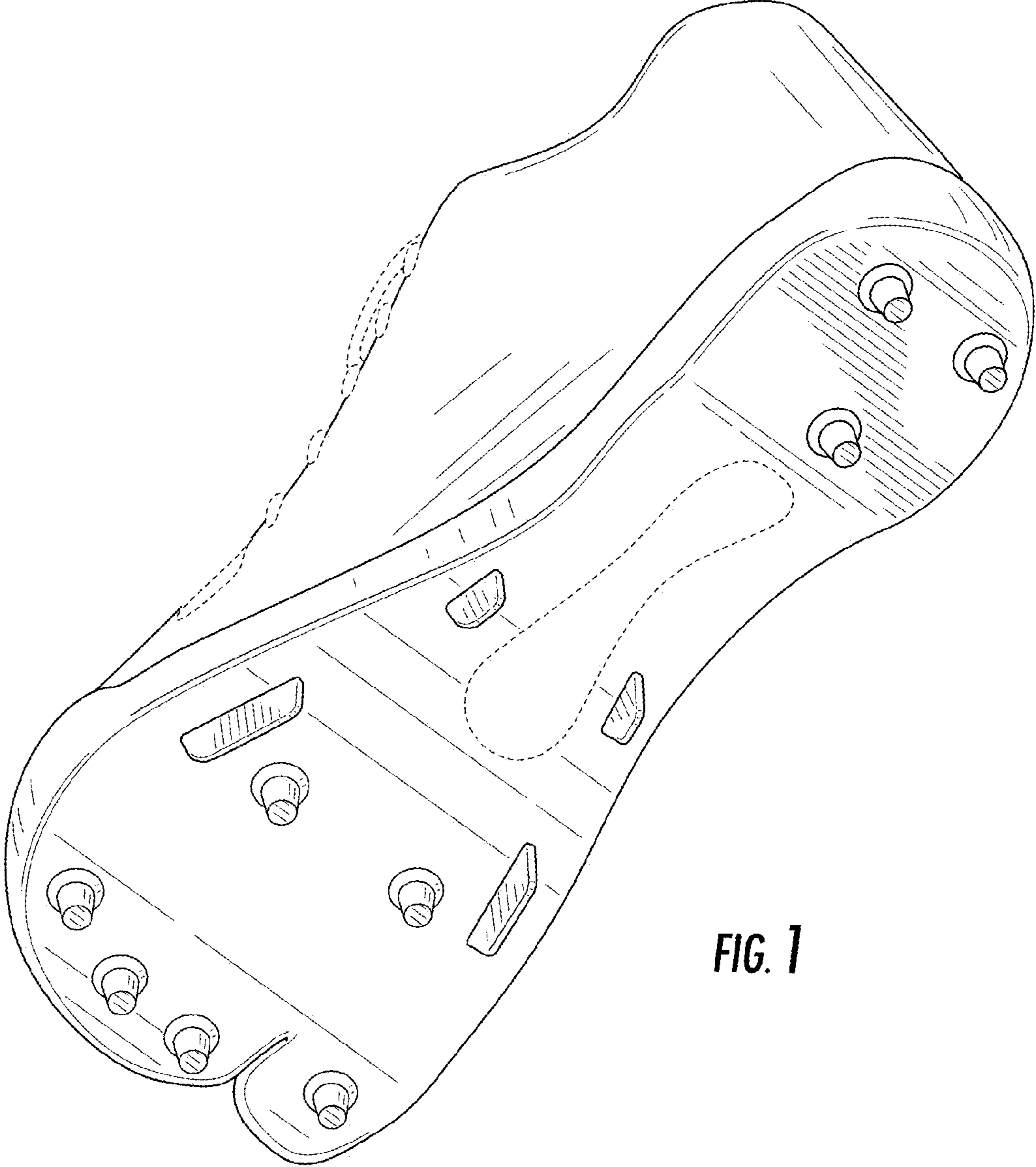


FIG. 1

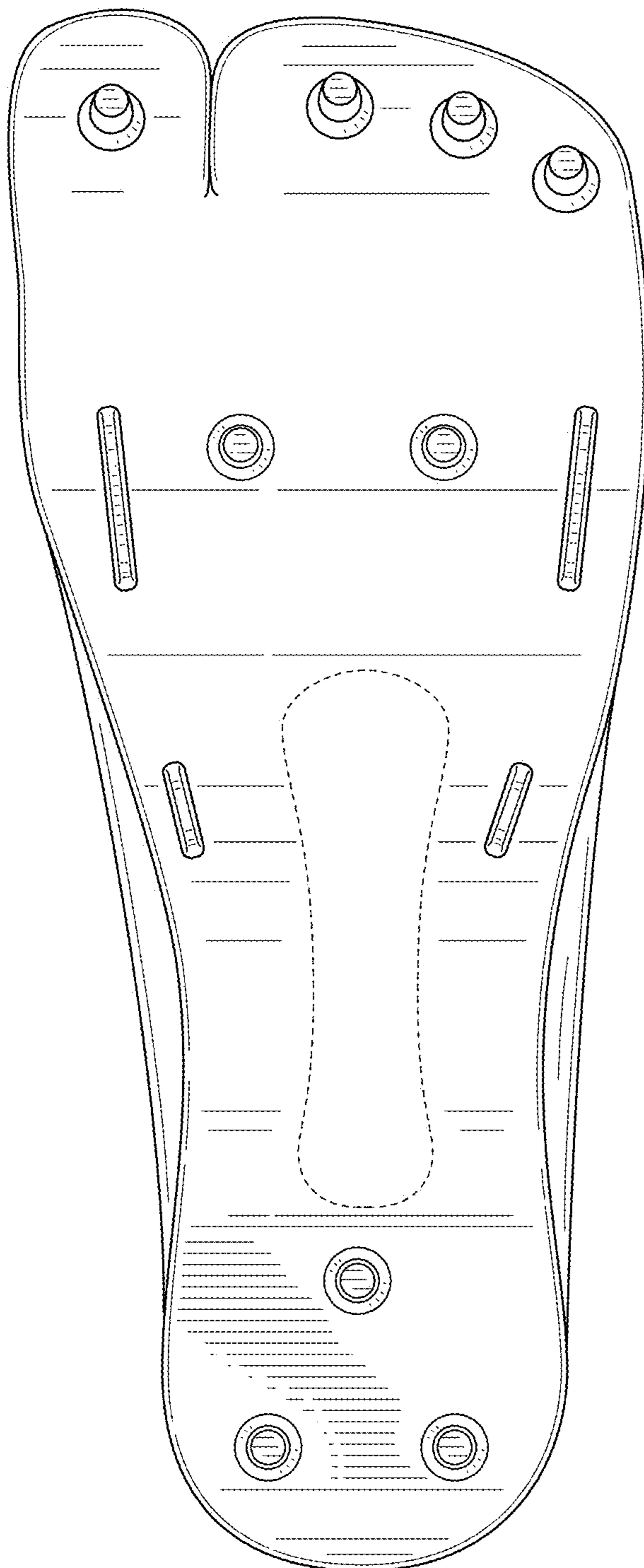


FIG. 2

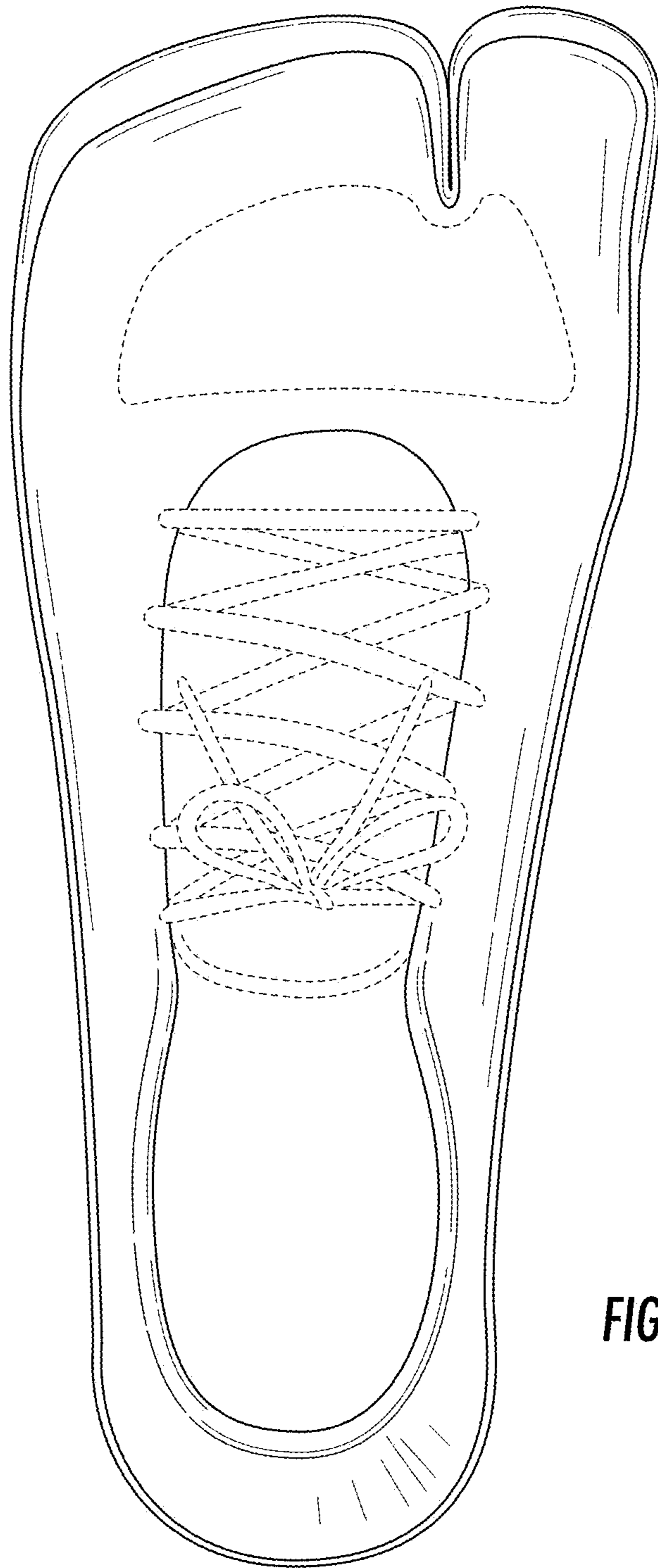


FIG. 3

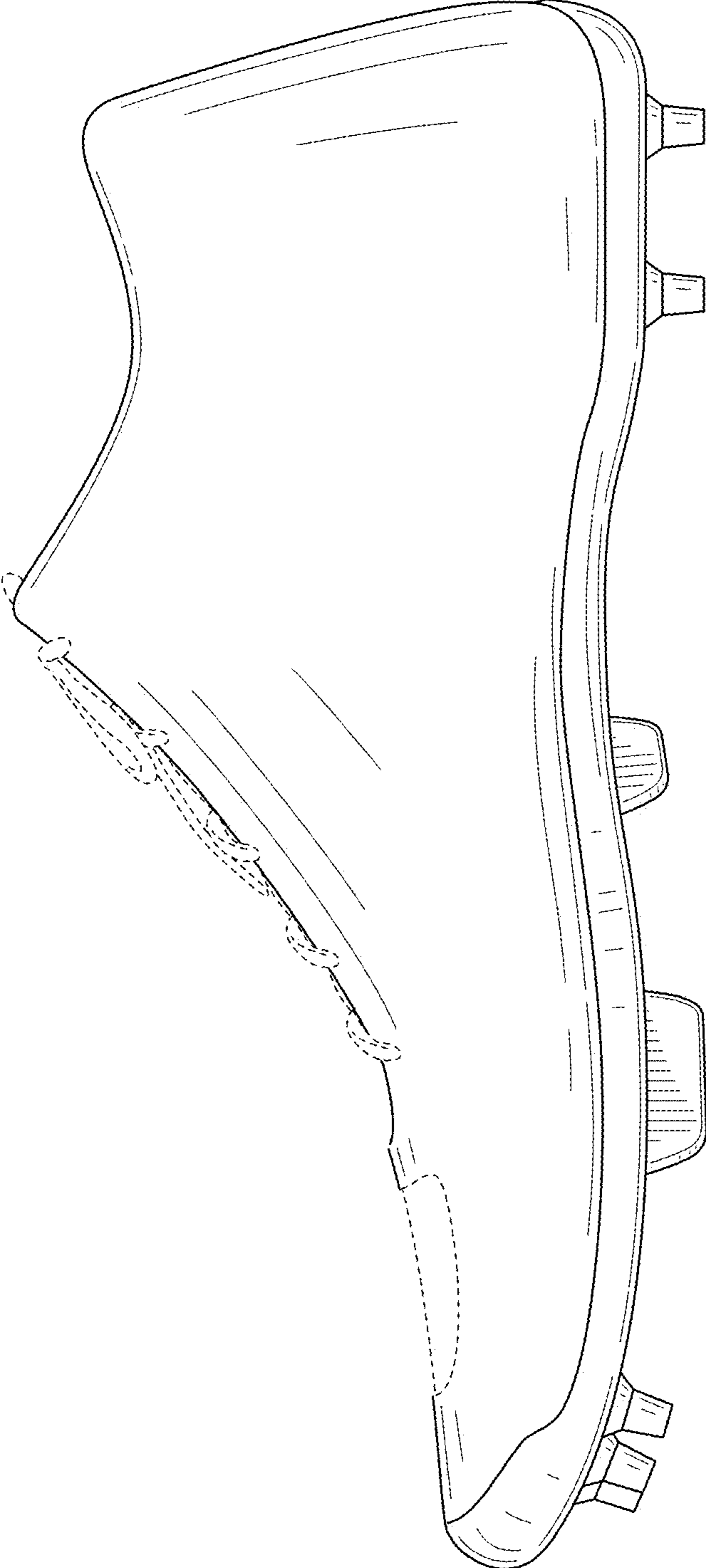


FIG. 4

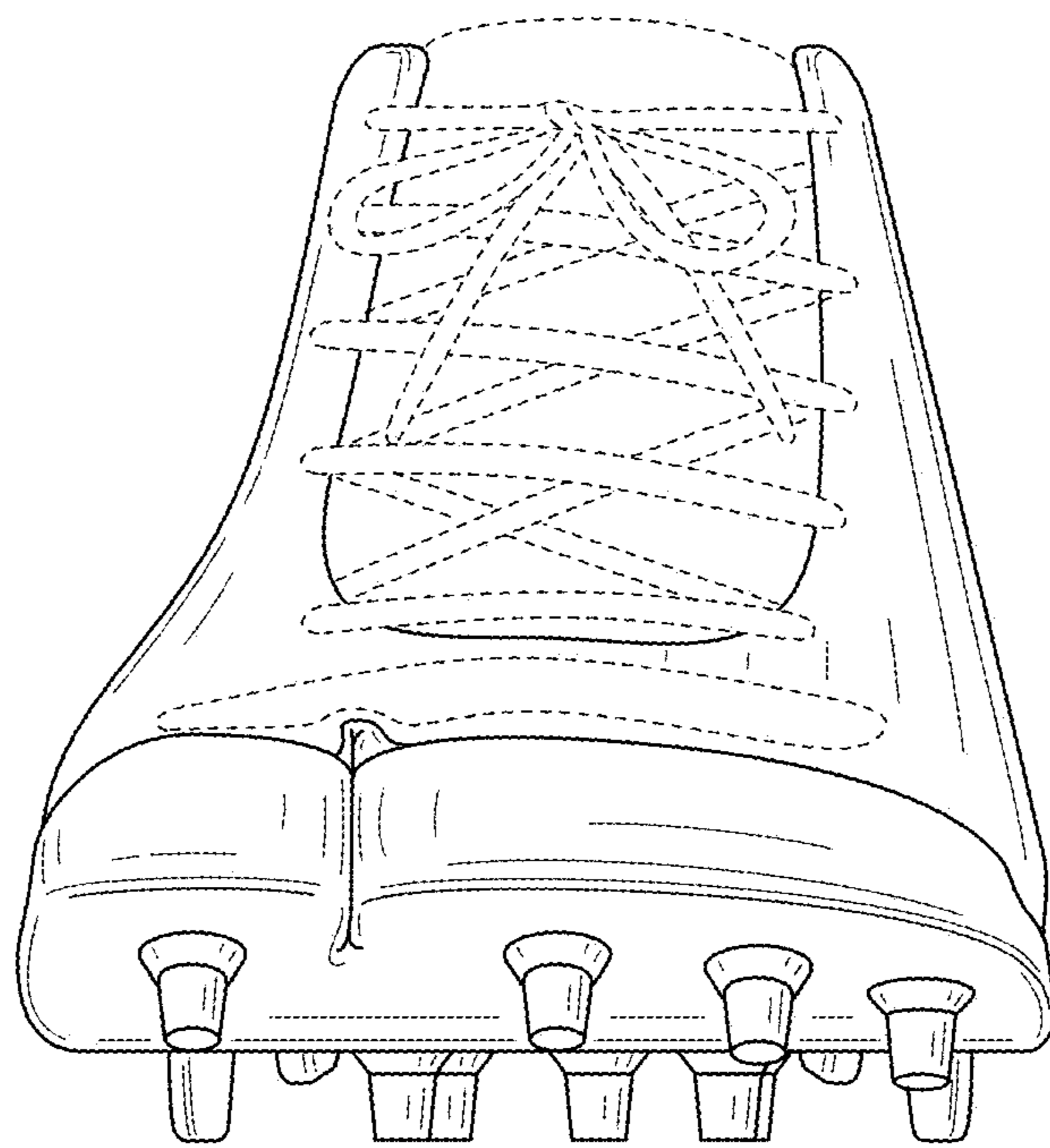


FIG. 5

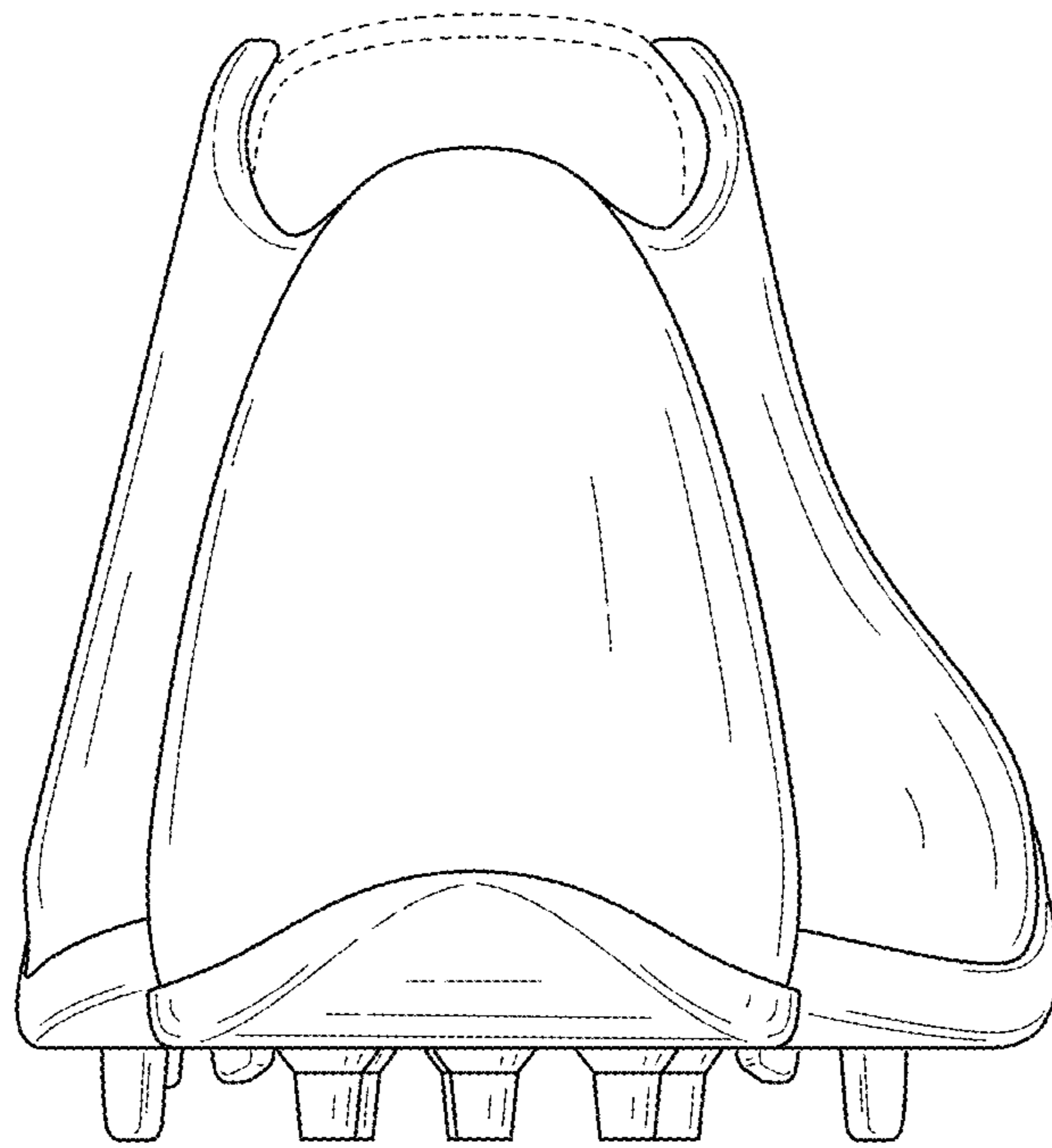


FIG. 6