

US00D692643S

(12) **United States Design Patent**
Juarez et al.

(10) **Patent No.:** **US D692,643 S**
(45) **Date of Patent:** **** Nov. 5, 2013**

- (54) **HAT**
- (76) Inventors: **Ronald Francis Juarez**, Lees Summit, MO (US); **Roman Anthony Juarez**, Lees Summit, MO (US)
- (**) Term: **14 Years**
- (21) Appl. No.: **29/414,676**
- (22) Filed: **Mar. 1, 2012**
- (51) **LOC (9) Cl.** **02-03**
- (52) **U.S. Cl.**
USPC **D2/882**
- (58) **Field of Classification Search**
USPC D2/865, 866, 878, 879, 880, 881, 882, D2/883, 884, 886, 891, 892, 893, 894, D2/895; 2/10, 12, 68, 171, 175.1, 175.2, 2/175.3, 183, 195.1, 195.2, 195.3, 195.4, 2/195.5, 195.6, 200.1, 200.2, 209.11, 2/209.12, 209.13

See application file for complete search history.

(56) **References Cited**

U.S. PATENT DOCUMENTS

D21,712 S *	7/1892	Brundage	D2/872
D31,107 S	6/1899	Davis		
1,648,551 A	11/1927	Klein		
1,677,187 A *	7/1928	Leibson	2/10
D168,920 S	3/1952	Wittcoff		
D271,346 S	11/1983	Hein		
D280,861 S *	10/1985	Giraud et al.	D2/884
D309,523 S *	7/1990	Martin	D2/884
D311,088 S	10/1990	Vargo		
D315,439 S	3/1991	Lorentzen, Jr.		
5,091,994 A *	3/1992	Delane et al.	2/209.13
5,091,995 A	3/1992	Oates		
D340,796 S	11/1993	Oates		
5,437,062 A *	8/1995	Douglas	2/195.1
D363,596 S	10/1995	Martinez		
D387,543 S	12/1997	Schryver		

D396,941 S	8/1998	Olajide		
6,158,055 A *	12/2000	Park	2/195.1
6,243,877 B1	6/2001	Heyward, Jr.		
6,473,907 B1 *	11/2002	Harwood	2/209.13
D578,739 S	10/2008	Schussleder et al.		
D633,282 S	3/2011	Chekrallah		
D634,518 S *	3/2011	Pike	D2/886
D679,074 S *	4/2013	Goico Morales	D2/882
2002/0095715 A1 *	7/2002	Hong	2/209.11
2003/0093851 A1 *	5/2003	Maya	2/195.1
2005/0086724 A1 *	4/2005	Marsh et al.	2/195.1
2005/0251894 A1 *	11/2005	Marsh et al.	2/195.3
2006/0107440 A1 *	5/2006	Keffer	2/175.1

(Continued)

FOREIGN PATENT DOCUMENTS

BX	28187	*	7/1997
EM	000366091-0001	*	8/2005

(Continued)

Primary Examiner — Karen E Eldridge Powers
(74) *Attorney, Agent, or Firm* — QuickPatents; Kevin Prince

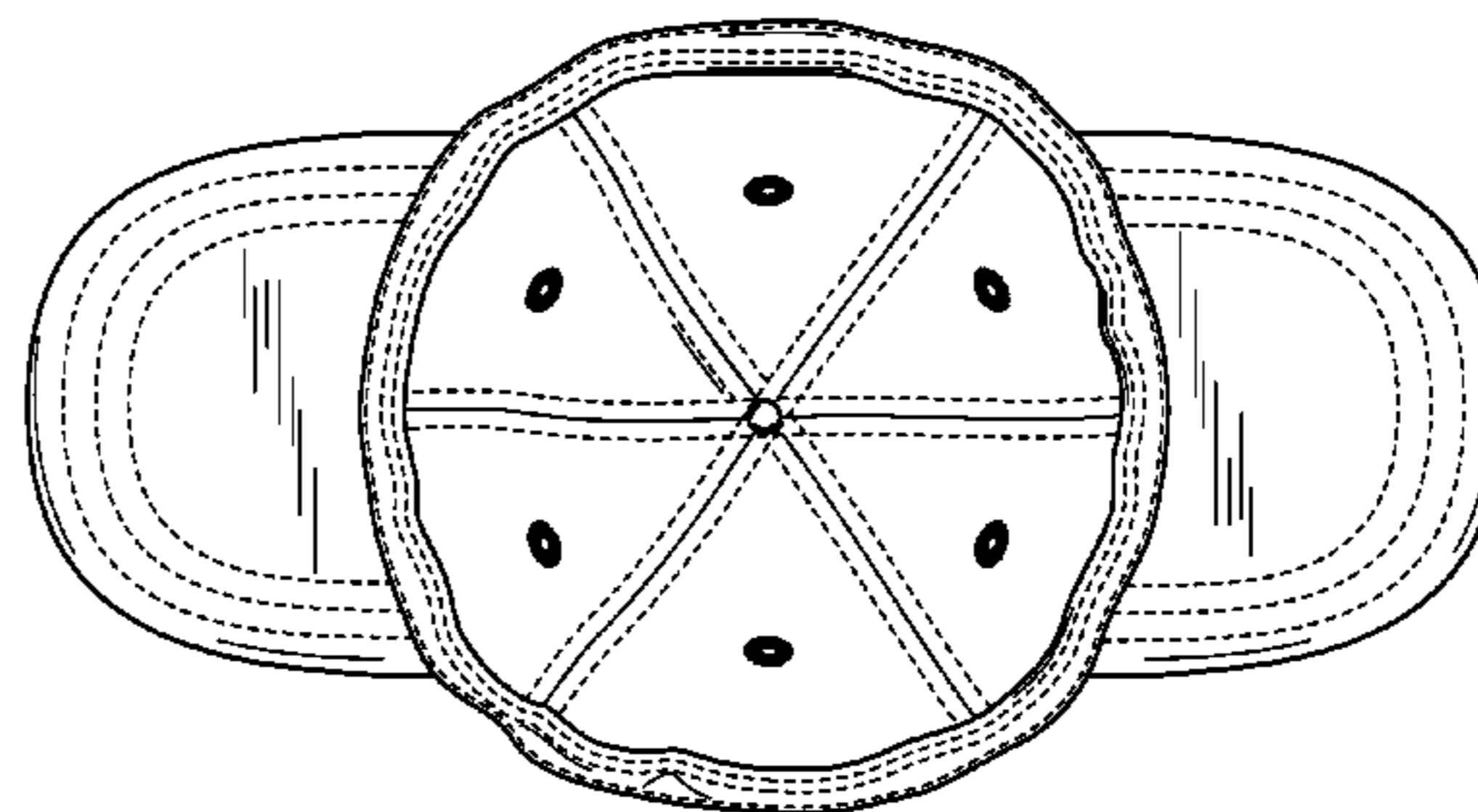

(57) **CLAIM**

We claim the ornamental design for a hat, as shown and described.

DESCRIPTION

FIG. 1 is a perspective view of a hat, showing our new design; FIG. 2 is a front elevational view thereof, the rear elevational view being a mirror image thereof; FIG. 3 is a left-side elevational view thereof, the right-side elevational view being a mirror image thereof; FIG. 4 is a top plan view thereof; and, FIG. 5 is a bottom plan view thereof. The broken lines showing a person in FIG. 1 depict environmental matter and form no part of the claimed design. The remaining broken lines represent stitching, and are part of the claimed design.

1 Claim, 3 Drawing Sheets



US D692,643 S

Page 2

(56)

References Cited

FOREIGN PATENT DOCUMENTS

U.S. PATENT DOCUMENTS

2006/0277658 A1 * 12/2006 Marsh et al. 2/171
2007/0245456 A1 * 10/2007 Cho 2/181
2012/0005795 A1 * 1/2012 Tilley 2/10

EM 000587571-0002 * 10/2006
FR 000566-001 * 5/2000
JP D1185609 * 9/2003

* cited by examiner




FIG. 1

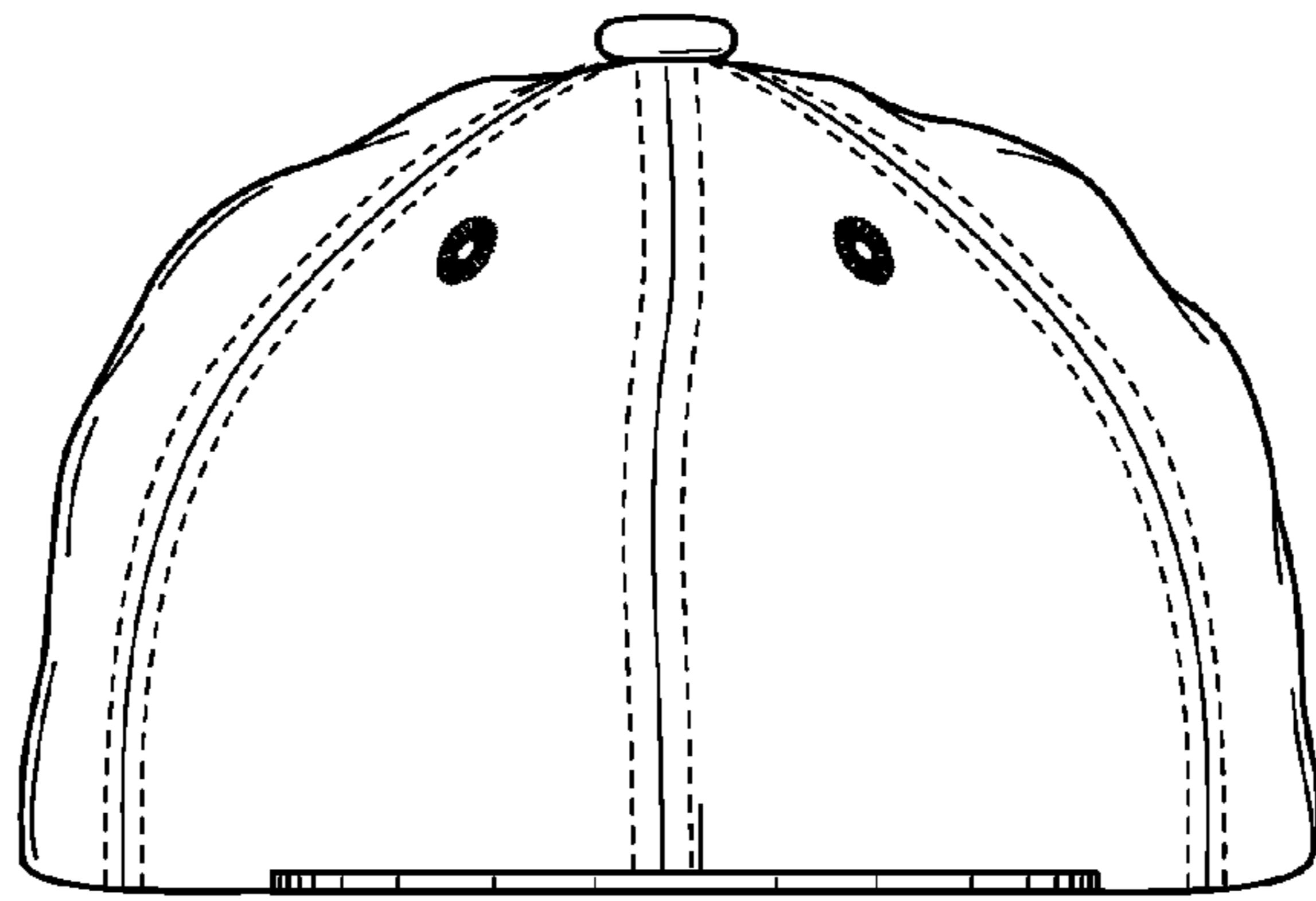


FIG. 2

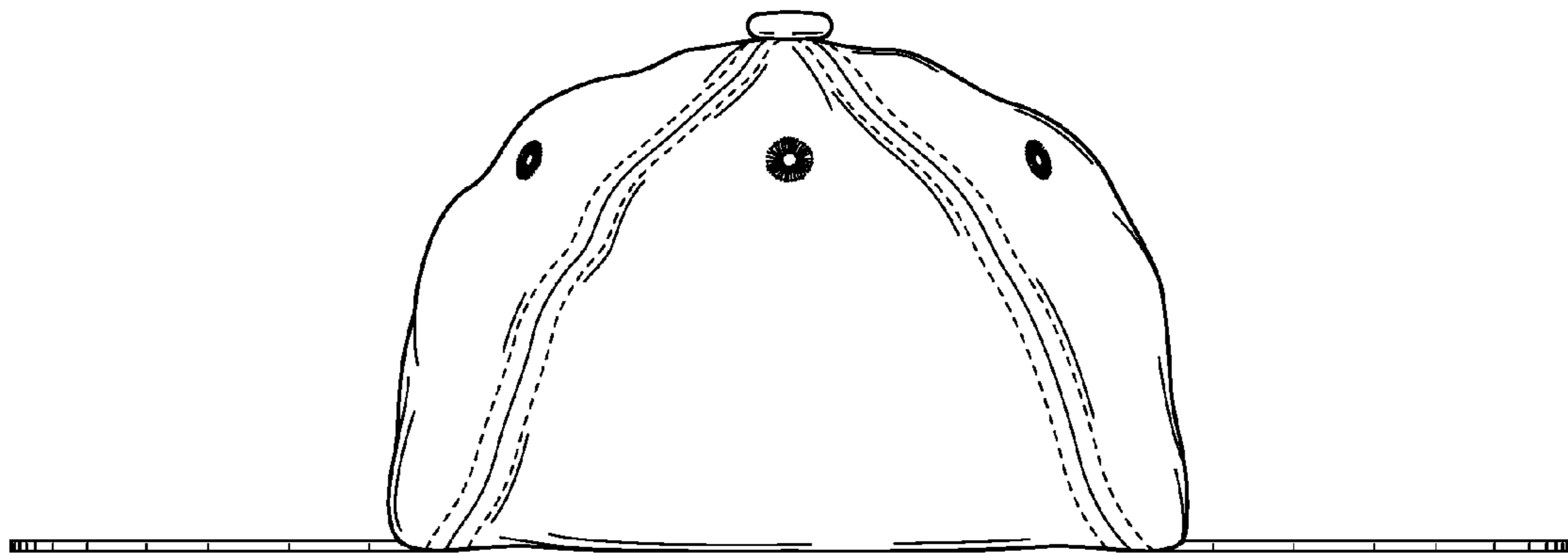


FIG. 3

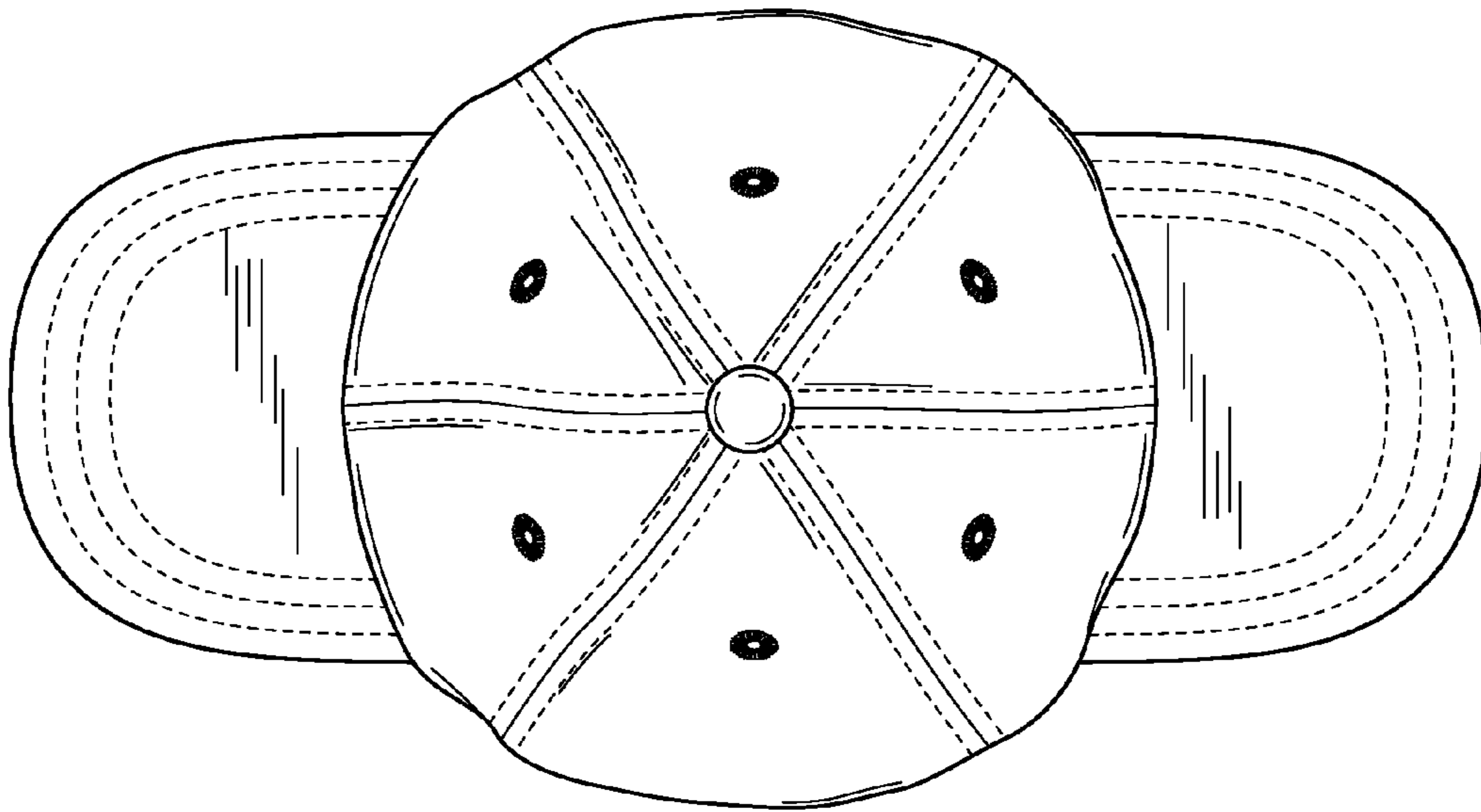


FIG. 4

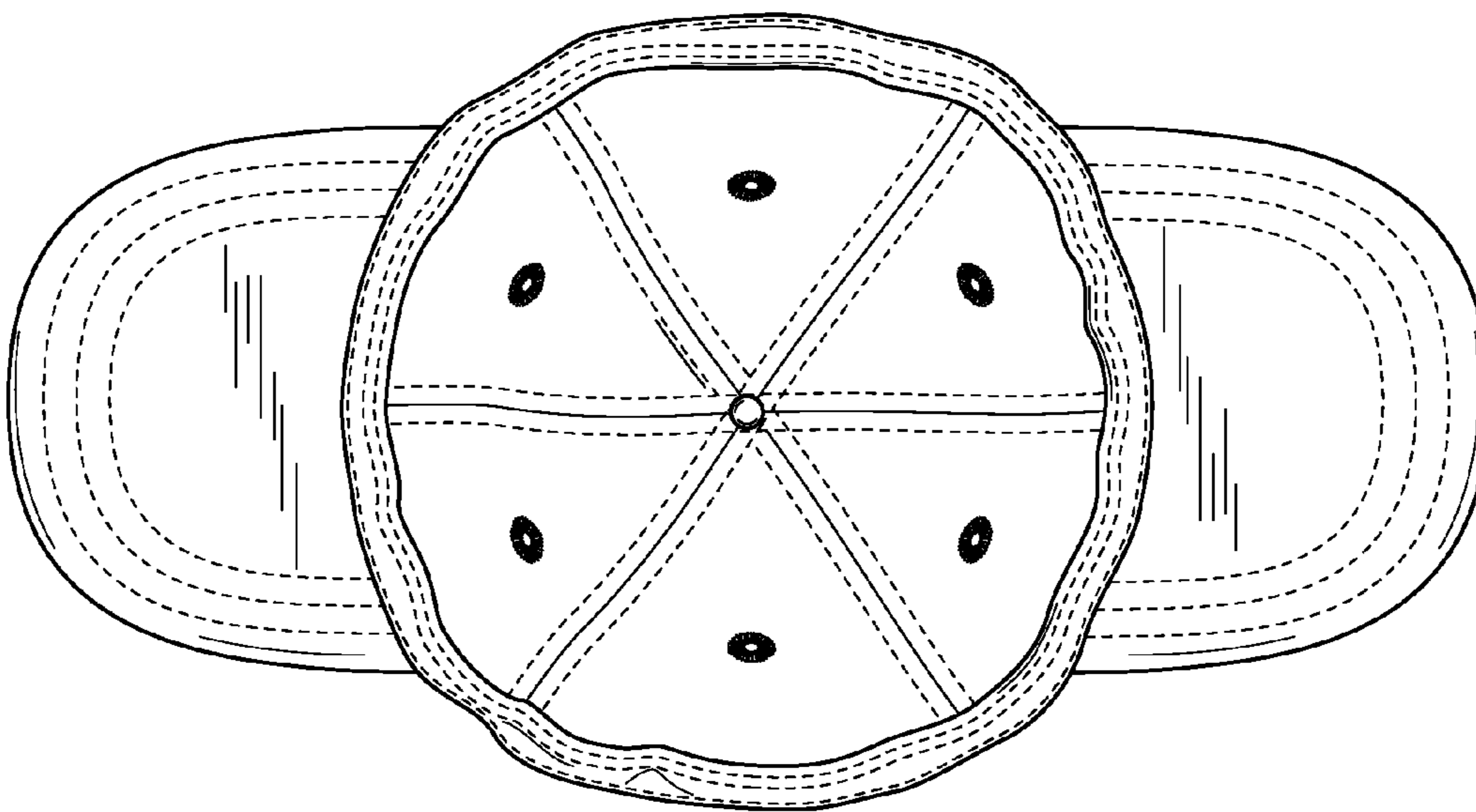


FIG. 5