



US00D692638S

(12) **United States Design Patent**  
**Herman**

(10) **Patent No.:** **US D692,638 S**  
(45) **Date of Patent:** **\*\* Nov. 5, 2013**

- (54) **UNDERGARMENT SUSPENDERS**
  - (76) Inventor: **Sal Herman**, Bloomfield Hills, MI (US)
  - (\*\*) Term: **14 Years**
  - (21) Appl. No.: **29/368,856**
  - (22) Filed: **Aug. 31, 2010**
  - (51) **LOC (9) Cl.** ..... **02-07**
  - (52) **U.S. Cl.**  
USPC ..... **D2/626**
  - (58) **Field of Classification Search**  
USPC ..... D2/624–627, 639–640; D11/200; 2/48,  
2/300, 305, 311–312, 315, 321–322,  
2/326–328, 333, 335, 338, 340; 24/72.1,  
24/442, 504, 564; 224/168, 639;  
D8/395–396
- See application file for complete search history.

D466,438 S *	12/2002	Buettell	.....	D11/200
6,516,500 B2 *	2/2003	Ogino et al.	.....	24/504
6,959,455 B2 *	11/2005	Hall	.....	2/340
7,174,607 B1 *	2/2007	Buettell	.....	24/504
D635,738 S *	4/2011	Dudenhoeffer	.....	D2/626
2011/0167540 A1 *	7/2011	Little	.....	2/312

\* cited by examiner

*Primary Examiner* — T. Chase Nelson

*Assistant Examiner* — Kathleen M Sims

(74) *Attorney, Agent, or Firm* — John A. Artz; Dickinson Wright PLLC

(56) **References Cited**

U.S. PATENT DOCUMENTS

D149,976 S *	6/1948	Sanford	.....	D2/624
3,914,828 A *	10/1975	Noda	.....	24/504
4,084,299 A *	4/1978	Noda	.....	24/504
4,086,686 A *	5/1978	Takabayashi	.....	24/504
4,115,906 A *	9/1978	Lavine et al.	.....	24/72.1
4,273,130 A *	6/1981	Simpson	.....	606/203
4,481,682 A *	11/1984	Hall	.....	2/326
5,008,987 A *	4/1991	Armour, II	.....	24/442
5,052,055 A *	10/1991	Mysliwicz	.....	2/48
5,604,961 A *	2/1997	Cole	.....	24/306
5,623,735 A *	4/1997	Perry	.....	2/327
D398,436 S *	9/1998	Leslie	.....	D2/625
5,819,381 A *	10/1998	Lake	.....	24/564
D415,331 S *	10/1999	Garcia	.....	D2/626
D423,759 S *	5/2000	Dancyger	.....	D2/626
6,131,206 A *	10/2000	Vayda	.....	2/315
6,167,573 B1 *	1/2001	Lewis	.....	2/327
D463,325 S *	9/2002	Savoia	.....	D11/200

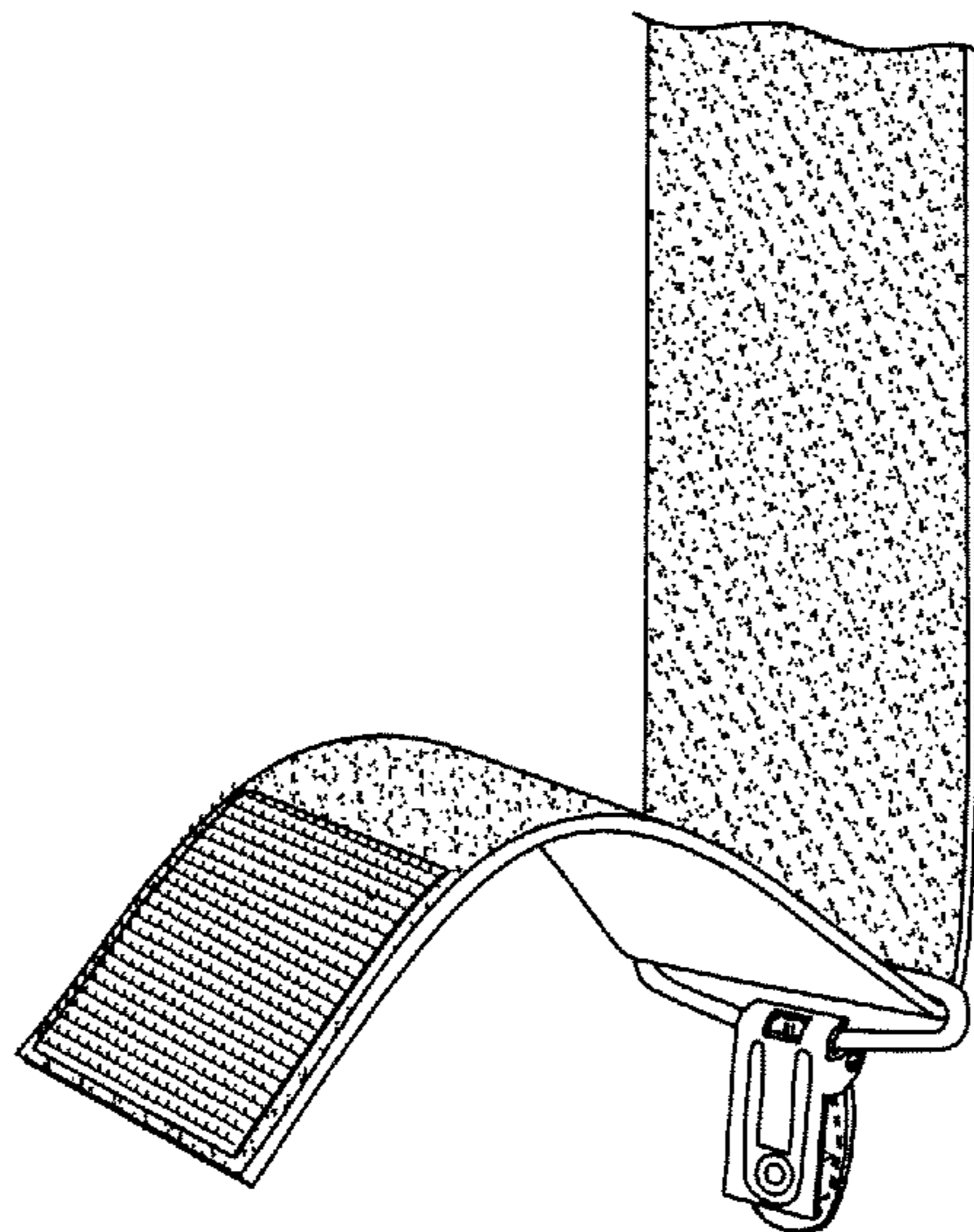
(57) **CLAIM**

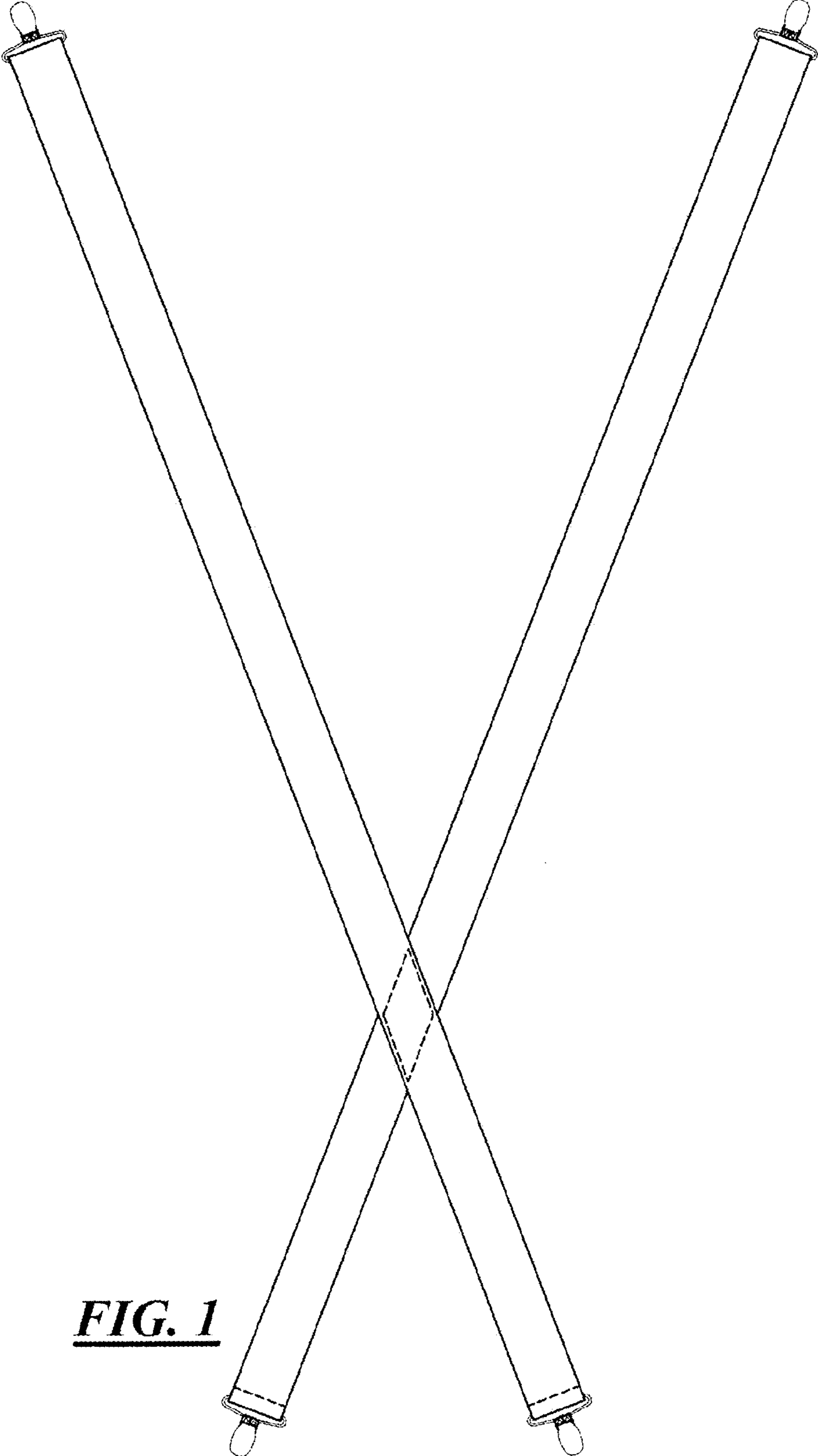
The ornamental design for the undergarment suspenders, as shown and described.

**DESCRIPTION**

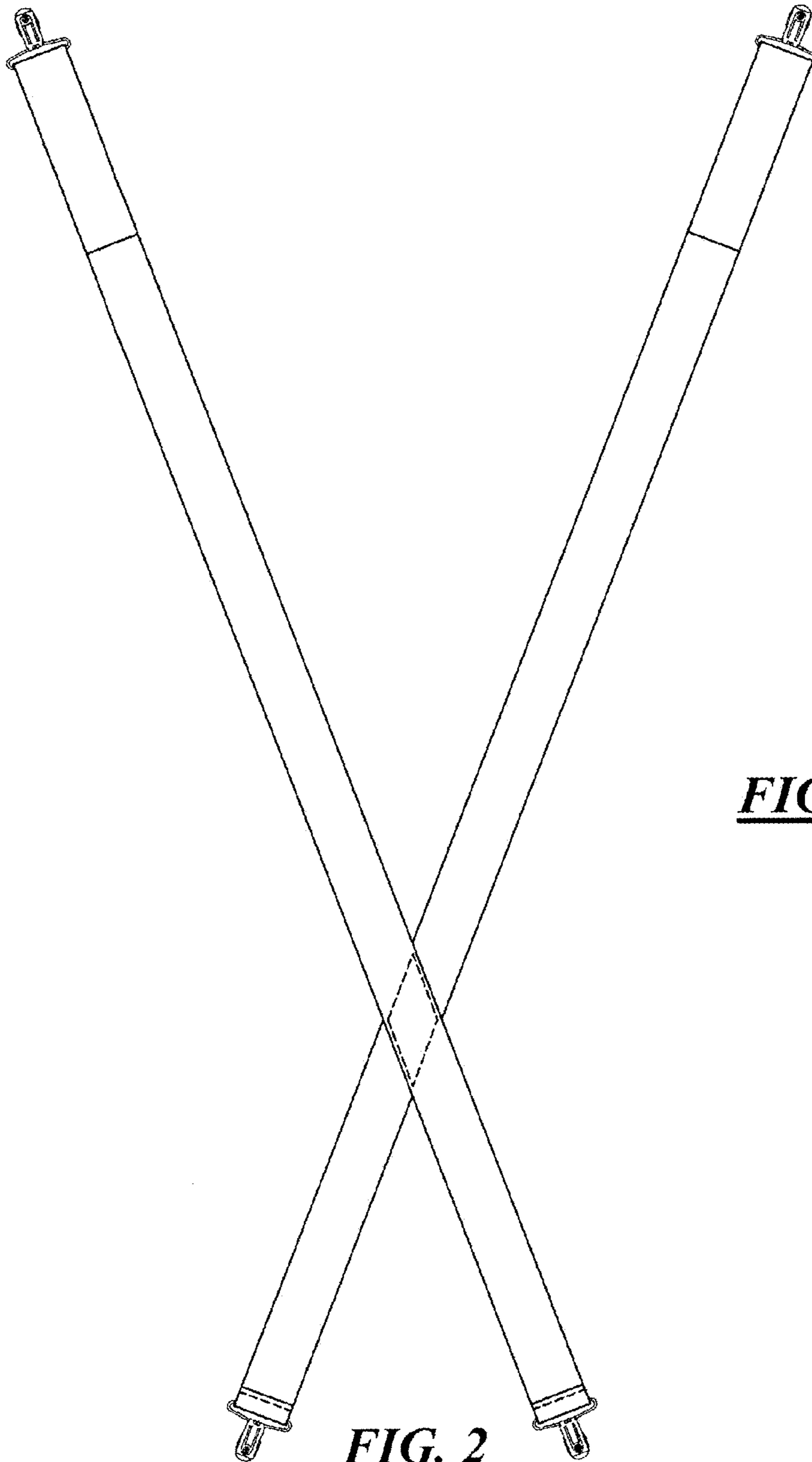
FIG. 1 is a front view of the undergarment suspenders; FIG. 2 is a back view of the undergarment suspenders; FIG. 3 is a side view of the undergarment suspenders with the other side view being a mirror image thereof, shown broken away so that the enlarged figure will fit on the drawing sheet. FIG. 4 is a top plan view of the undergarment suspenders; FIG. 5 is a bottom plan view of the undergarment suspenders; and FIG. 6 is an enlarged end view of the adjustment end suspender detail in an open position; and, FIG. 7 is an enlarged end view of the adjustment end suspender detail in a closed position. The dashed lines shown in the middle and ends of the straps in FIGS. 1 and 2 are meant to indicate stitching and are a part of the design. The broken lines shown in the drawings are included to show environment and are not intended to be part of the design.

**1 Claim, 4 Drawing Sheets**

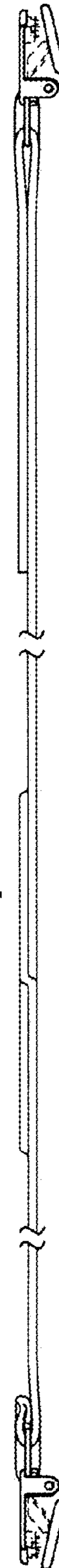




**FIG. 1**



**FIG. 2**



**FIG. 3**



FIG. 4

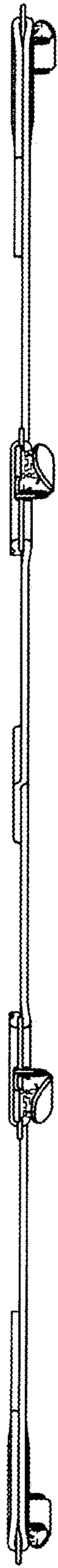
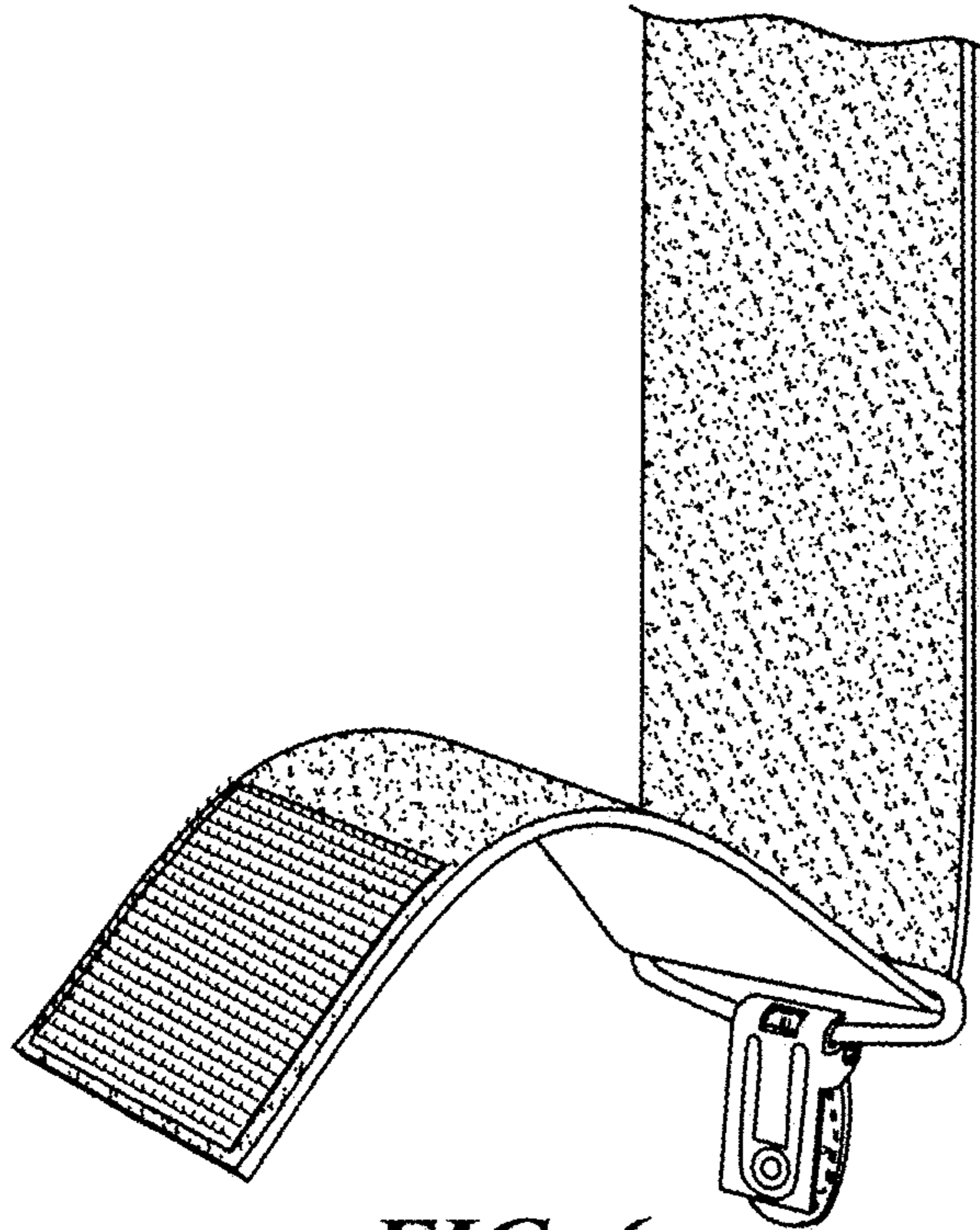



FIG. 5





**FIG. 6**



**FIG. 7**