

US00D692628S

(12) **United States Design Patent**
Eng et al.

(10) **Patent No.:** **US D692,628 S**
(45) **Date of Patent:** **** Oct. 29, 2013**

(54) **DISHWASHER DOOR**

(71) Applicant: **BSH Home Appliances Corporation**,
Irvine, CA (US)

(72) Inventors: **Lindsay Eng**, Long Beach, CA (US);
Thomas Ott, Neubiberg (DE)

(73) Assignee: **BSH Home Appliances Corporation**,
Irvine, CA (US)

(**) Term: **14 Years**

(21) Appl. No.: **29/451,489**

(22) Filed: **Apr. 3, 2013**

Related U.S. Application Data

(62) Division of application No. 29/424,165, filed on Jun. 8, 2012, now Pat. No. Des. 684,734, which is a division of application No. 29/397,798, filed on Jul. 21, 2011, now Pat. No. Des. 665,956.

(51) **LOC (9) Cl.** **15-05**

(52) **U.S. Cl.**
USPC **D32/2**

(58) **Field of Classification Search**
USPC D32/1-3, 25, 28; 312/31, 109, 228;
134/56 D, 57 D, 58 D, 58 DL, 201;
D7/340, 348, 349, 350, 405
See application file for complete search history.

(56) **References Cited**

U.S. PATENT DOCUMENTS

D191,224 S * 8/1961 Fay D32/2
5,365,959 A * 11/1994 Favaro 134/113
D493,582 S * 7/2004 Ott et al. D32/3
D493,583 S * 7/2004 Kaczmarek D32/3
D501,963 S * 2/2005 Kaczmarek D32/3

D519,689 S * 4/2006 Ott et al. D32/3
D544,657 S * 6/2007 Jung et al. D32/2
D627,938 S * 11/2010 Kim D32/2
D658,828 S * 5/2012 Kim et al. D32/2
D661,437 S * 6/2012 Kim et al. D32/2
D665,956 S * 8/2012 Eng et al. D32/2
D665,957 S * 8/2012 Eng et al. D32/2
D667,596 S * 9/2012 Berberet D32/3
D668,403 S * 10/2012 Eng et al. D32/3
D668,404 S * 10/2012 Eng et al. D32/3
D670,457 S * 11/2012 Eng D32/3
8,303,726 B2 * 11/2012 Beaudet et al. 134/56 D
D672,101 S * 12/2012 Eng et al. D32/3
D673,742 S * 1/2013 Eng et al. D32/2
D675,792 S * 2/2013 Eng et al. D32/3
D681,290 S * 4/2013 Eng et al. D32/3

* cited by examiner

Primary Examiner — T. Chase Nelson

Assistant Examiner — Kathleen M Sims

(74) *Attorney, Agent, or Firm* — James E. Howard; Andre Pallapies

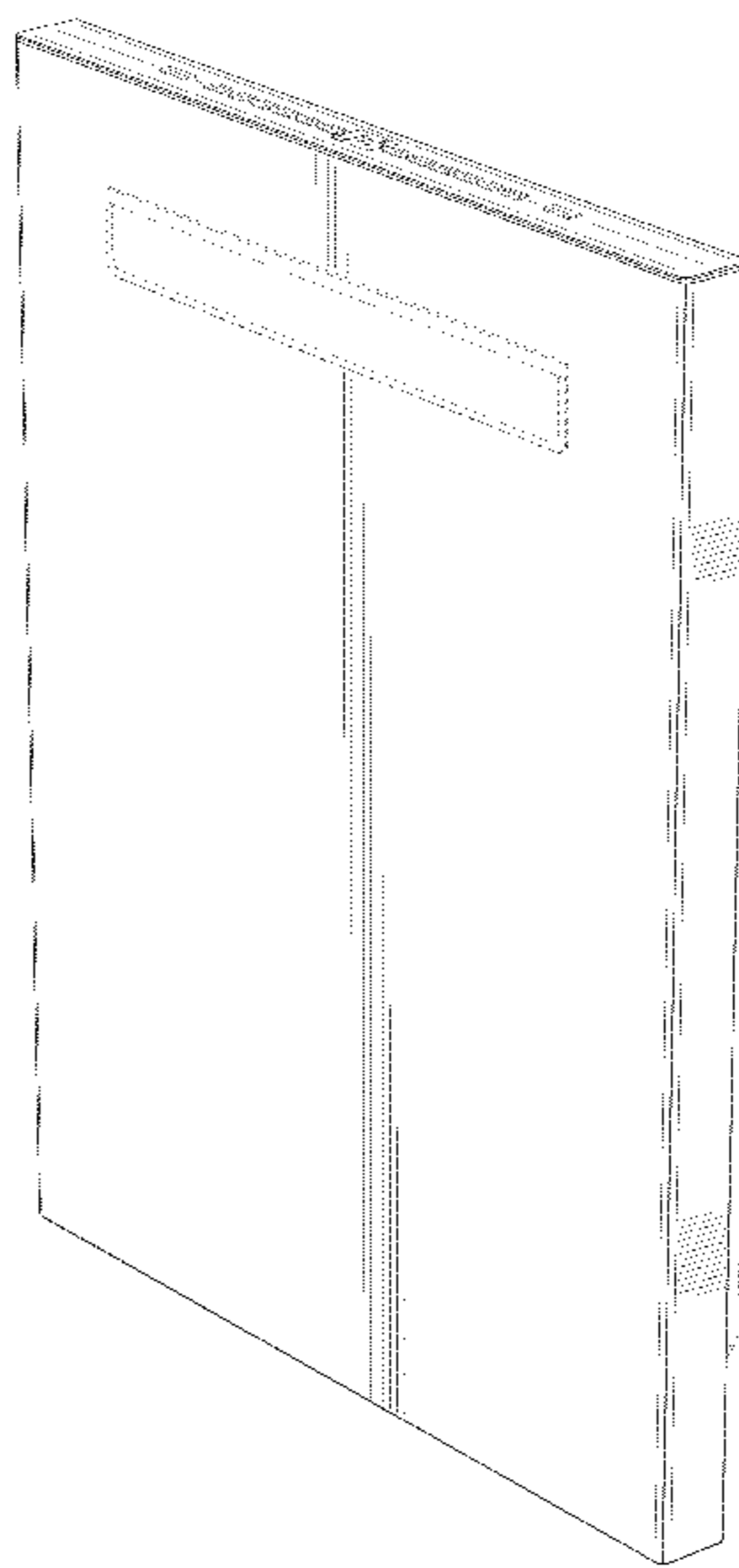
(57) **CLAIM**

The ornamental design for a dishwasher door, as shown and described.

DESCRIPTION

FIG. 1 is a front perspective view, from the top, of a dishwasher door showing our new ornamental design;
FIG. 2 is a front view thereof;
FIG. 3 is a top view thereof; and,
FIG. 4 is a left side view thereof, with the right side view thereof being a mirror image thereof.
The broken lines of the dishwasher show surrounding structure or environment and do not form part of the claimed design.
The bottom and rear parts of the dishwasher door are unornamented and form no part of the claimed design.

1 Claim, 3 Drawing Sheets






Fig. 1




Fig. 2

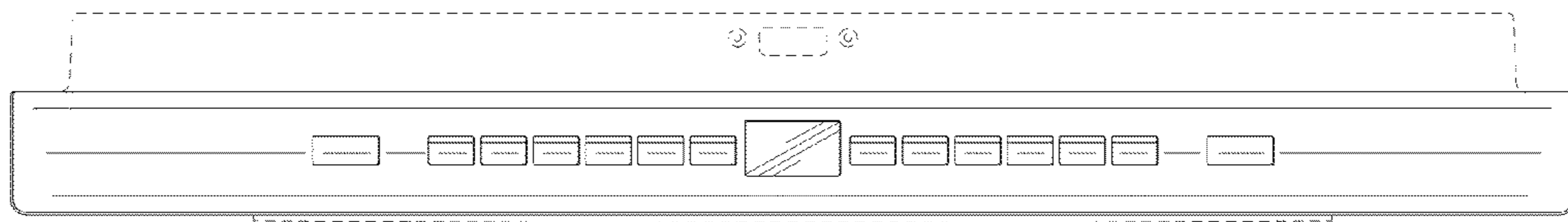


Fig. 3

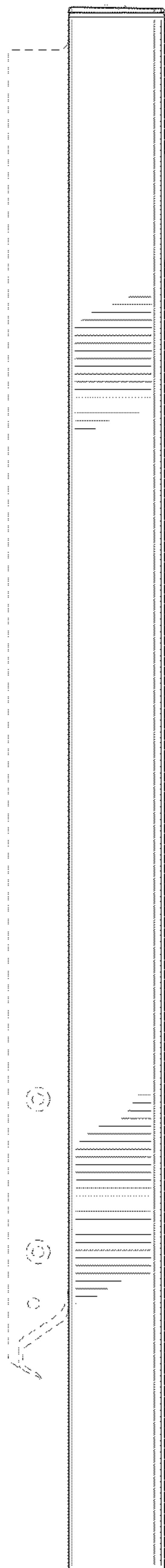


Fig. 4