



US00D692621S

(12) **United States Design Patent**  
**Ganahl**

(10) **Patent No.:** **US D692,621 S**

(45) **Date of Patent:** **\*\* \*Oct. 29, 2013**

(54) **KENNEL GATE**

(75) Inventor: **Heidi Ann Ganahl**, Superior, CO (US)

(73) Assignee: **Camp Bow Wow Distribution LLC**,  
Broomfield, CO (US)

(\*) Notice: This patent is subject to a terminal disclaimer.

(\*\*) Term: **14 Years**

(21) Appl. No.: **29/409,441**

(22) Filed: **Dec. 22, 2011**

(51) **LOC (9) Cl.** ..... **30-02**

(52) **U.S. Cl.**  
USPC ..... **D30/119**

(58) **Field of Classification Search**  
USPC ..... D30/108–109, 112–117, 119, 199;  
D25/48.1, 48.3; 49/169; 160/179–180;  
119/416, 421, 452–453, 474–475, 484,  
119/496, 498, 501  
See application file for complete search history.

(56) **References Cited**

**U.S. PATENT DOCUMENTS**

48,632	A	*	7/1865	St. John	.....	362/360
D162,324	S	*	3/1951	Lindstrom	.....	D25/48.8
D187,912	S	*	5/1960	Lucchino	.....	D25/48.3
D202,175	S	*	9/1965	Blau et al.	.....	D25/48.3

D251,856	S	*	5/1979	Waldenville et al.	.....	D25/153
4,193,377	A		3/1980	Weldy		
5,349,924	A	*	9/1994	Hooper, Jr.	.....	119/496
D390,971	S	*	2/1998	Lee	.....	D25/48.8
5,943,982	A		8/1999	Askins et al.		
D422,088	S		3/2000	Mishina		
D460,562	S	*	7/2002	Chaffiotte et al.	.....	D25/58
7,111,584	B2		9/2006	Wang		
7,293,529	B2		11/2007	Bauman		
D630,803	S		1/2011	Lee et al.		
8,056,512	B2	*	11/2011	Craig	.....	119/501
8,132,537	B2	*	3/2012	Trunnell et al.	.....	119/496

\* cited by examiner

*Primary Examiner* — Cathy A MacCormac

(74) *Attorney, Agent, or Firm* — Neugeboren O’Dowd PC

(57) **CLAIM**

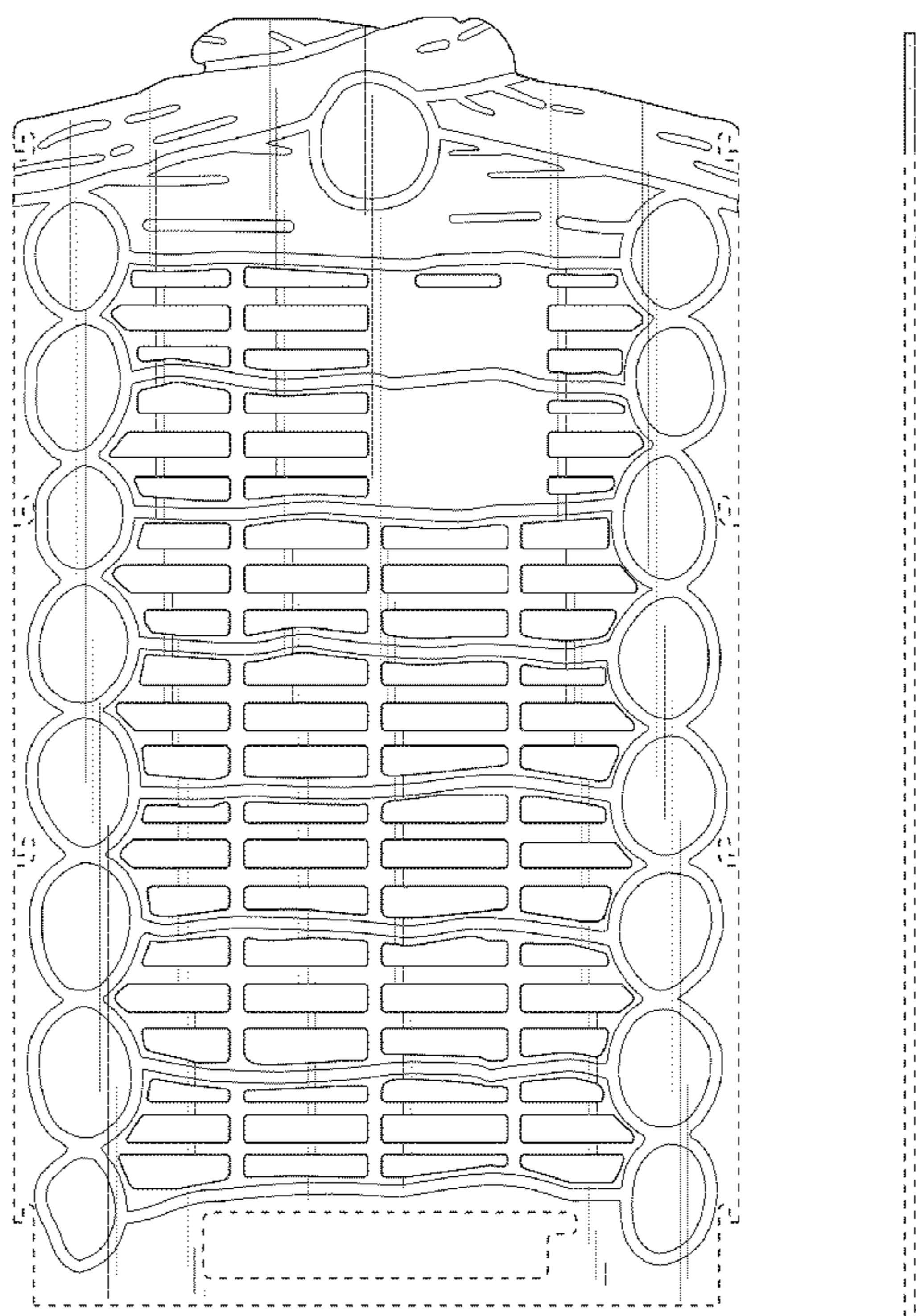
The ornamental design for a kennel gate, as shown and described.

**DESCRIPTION**

FIG. 1 is a front elevation view of a kennel gate of FIG. 1.  
FIG. 2 is a back elevation view of the kennel gate of FIG. 1.  
FIG. 3 is a right side elevation view of the kennel gate of FIG. 1.  
FIG. 4 is a left side elevation view of the kennel gate of FIG. 1.  
FIG. 5 is a bottom plan view of the kennel gate of FIG. 1; and,  
FIG. 6 is a top plan view of the kennel gate of FIG. 1.

The broken lines in the drawings illustrate environmental structure on the article and form no part of the claimed design.

**1 Claim, 4 Drawing Sheets**



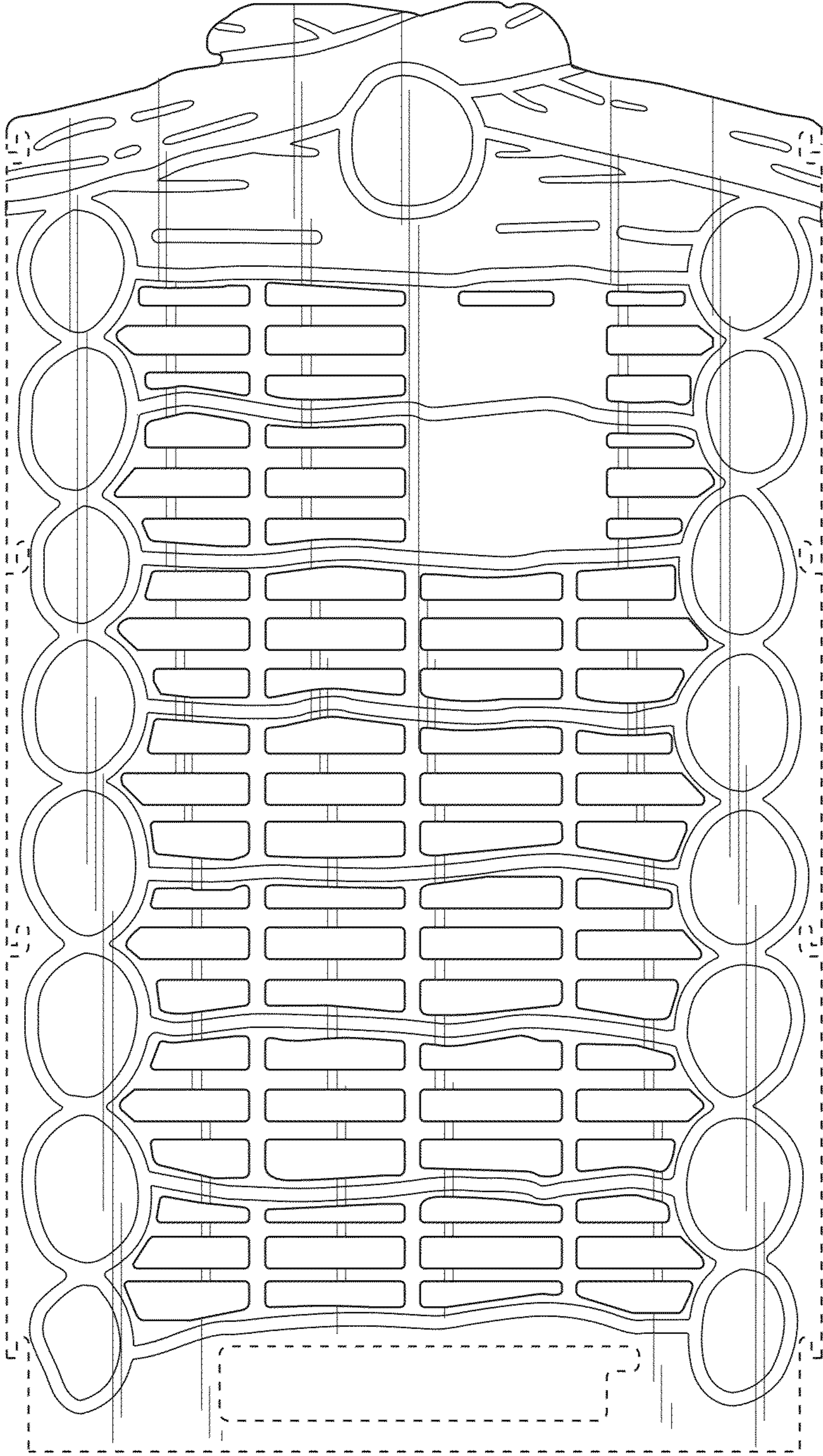


Fig. 1

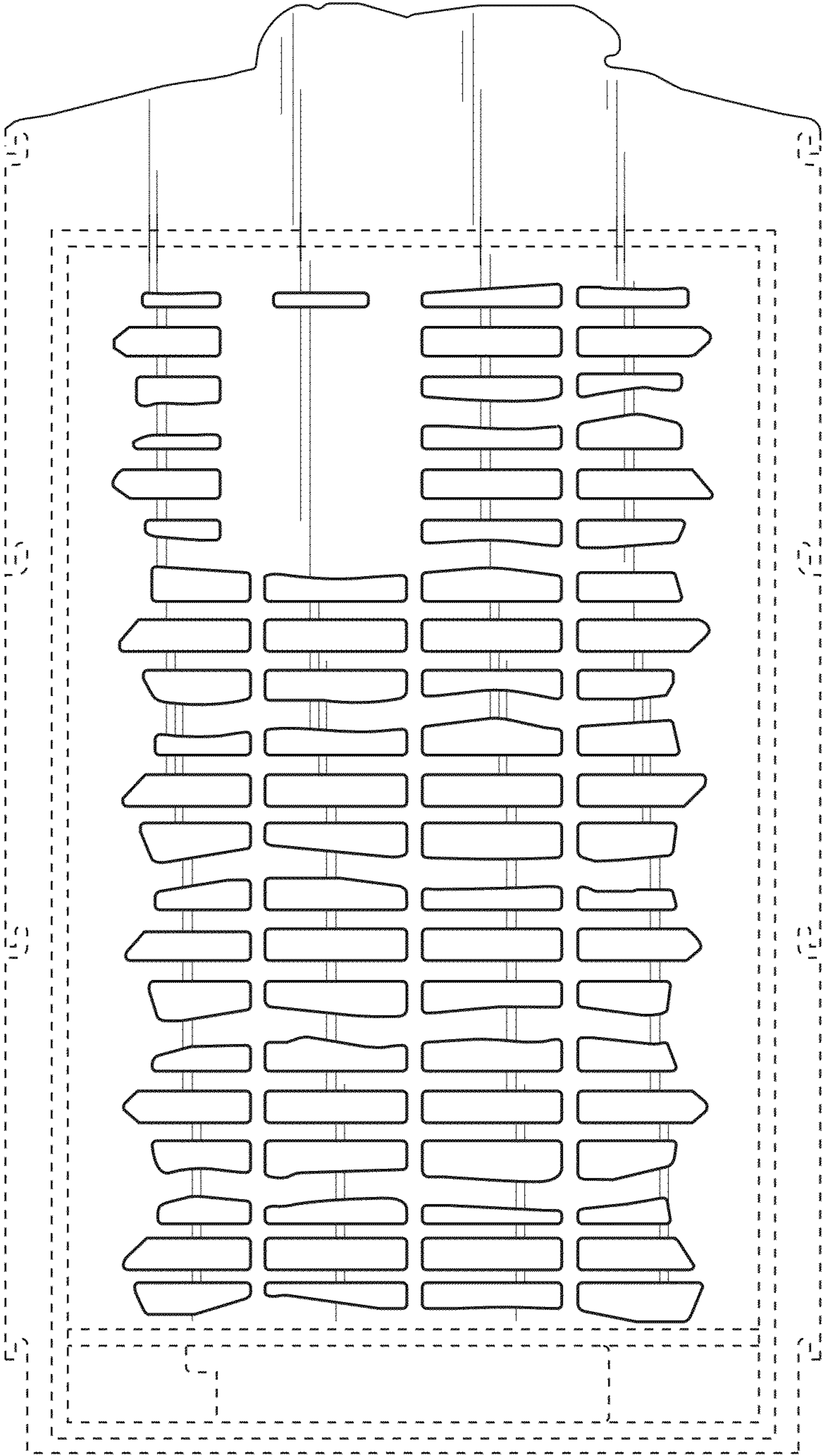


Fig. 2




Fig. 3




Fig. 4



Fig. 5

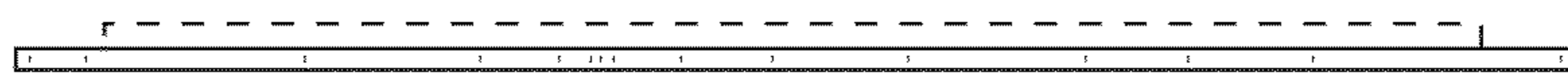


Fig. 6