



US00D692619S

(12) **United States Design Patent**
Best et al.

(10) **Patent No.:** **US D692,619 S**

(45) **Date of Patent:** **** Oct. 29, 2013**

(54) **WRIST GUARD WITH STIFFENERS**

(75) Inventors: **Bill Best**, Orono, MN (US); **Bastien Jourde**, Montreal (CA)

(73) Assignee: **Shock Doctor, Inc.**, Plymouth, MN (US)

(**) Term: **14 Years**

(21) Appl. No.: **29/412,986**

(22) Filed: **Feb. 9, 2012**

Related U.S. Application Data

(63) Continuation of application No. 29/391,708, filed on May 12, 2011, now Pat. No. Des. 656,685.

(51) **LOC (9) Cl.** **29-02**

(52) **U.S. Cl.**
USPC **D29/120.1**

(58) **Field of Classification Search**
USPC D29/101.1, 102.1, 101.3, 101.4, 101.5,
D29/120.1, 120.2, 121.1, 121.2, 122;
D2/901; D24/190; 2/16, 20-24, 62,
2/267, 455, 461, 463, 910, 911; 602/3, 5,
602/6, 16, 23, 26
See application file for complete search history.

(56) **References Cited**

U.S. PATENT DOCUMENTS

3,970,305 A * 7/1976 Hawkins 473/62
4,183,098 A * 1/1980 Knowles, Jr. 2/16
4,854,310 A * 8/1989 Lee 602/21

D360,059 S * 7/1995 Kalvestran et al. D29/113
5,600,849 A * 2/1997 Hu 2/16
D392,072 S * 3/1998 Levine D29/120.1
5,813,050 A * 9/1998 Popowski 2/16
D400,310 S * 10/1998 Chang D29/120.1
D418,257 S * 12/1999 Holland D29/113
D434,533 S * 11/2000 Hsieh D29/113
6,219,843 B1 * 4/2001 Passi et al. 2/16
6,785,909 B1 * 9/2004 Li 2/16
2007/0157364 A1 * 7/2007 Comstock et al. 2/161.1

* cited by examiner

Primary Examiner — Randall Gholson

(74) *Attorney, Agent, or Firm* — Faegre Baker Daniels LLP

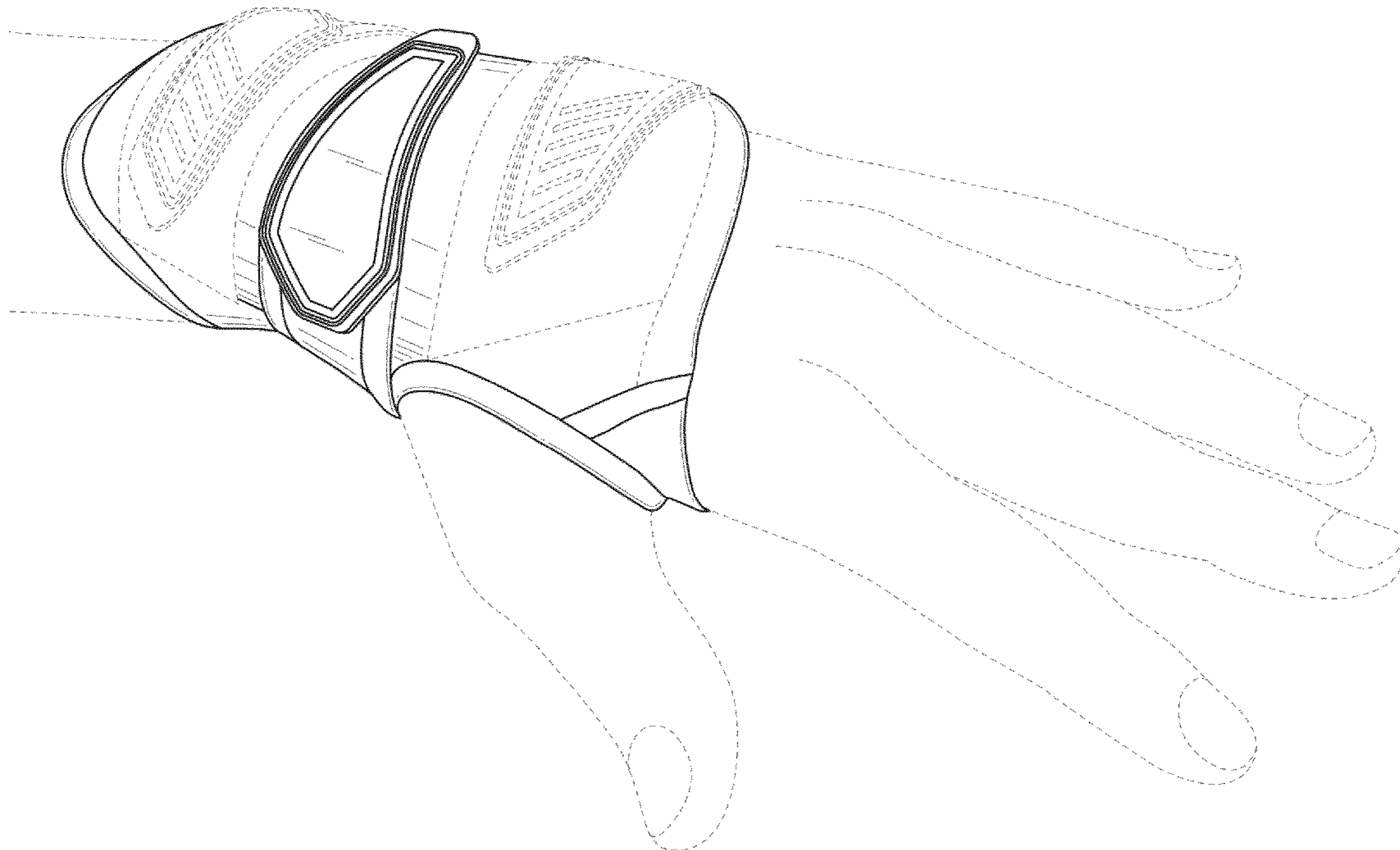
(57) **CLAIM**

The ornamental design for a wrist guard with stiffeners, as shown and described.

DESCRIPTION

FIG. 1 is a perspective view of a wrist guard with stiffeners. FIG. 2 is a top view of a wrist guard with stiffeners. FIG. 3 is a bottom view of a wrist guard with stiffeners. FIG. 4 is a first side view of a wrist guard with stiffeners. FIG. 5 is a second, opposing, side view of a wrist guard with stiffeners; and, FIG. 6 is an end view of a wrist guard with stiffeners. The broken lines in the Figures do not form a part of the claimed design.

1 Claim, 6 Drawing Sheets



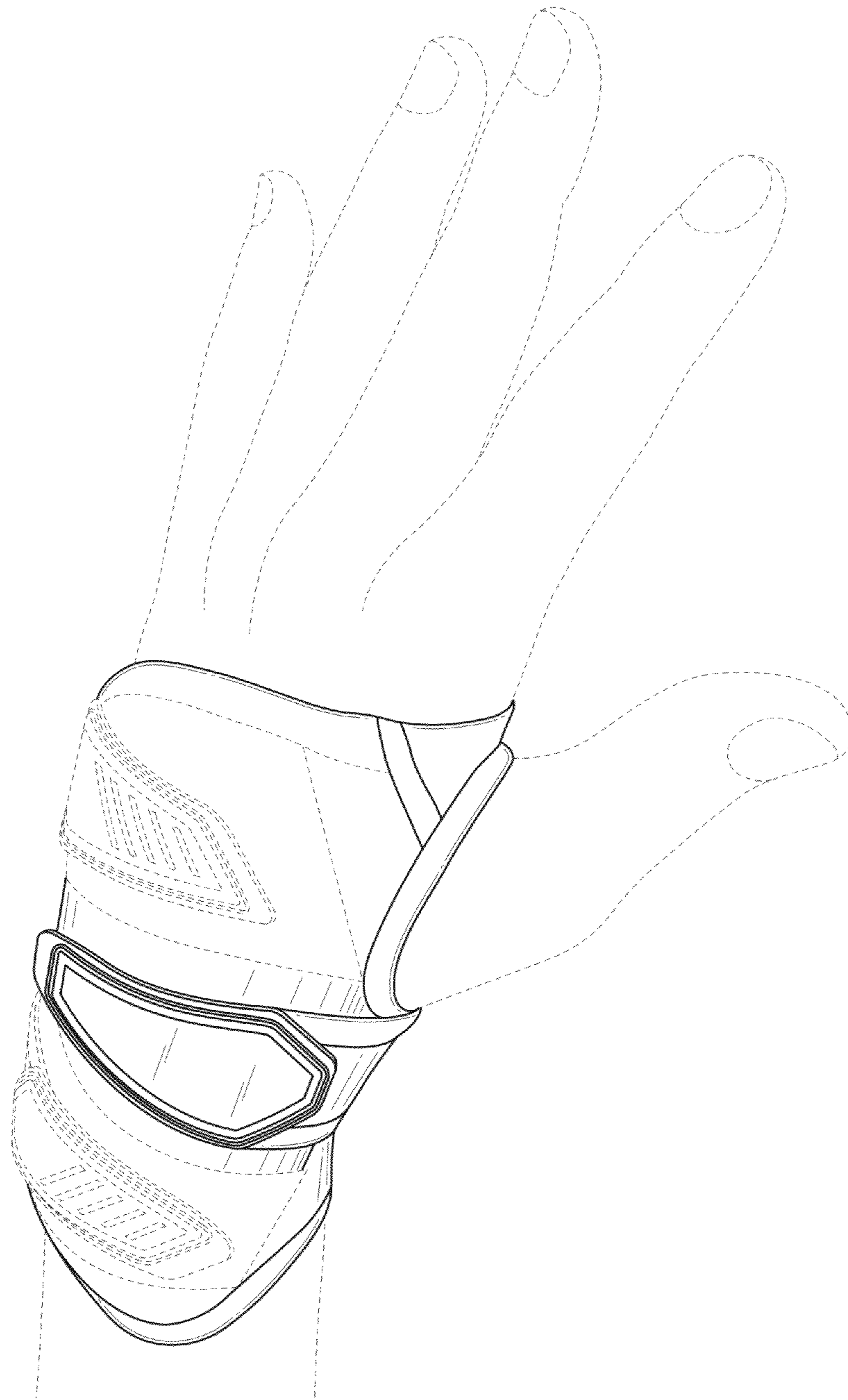


Fig. 1

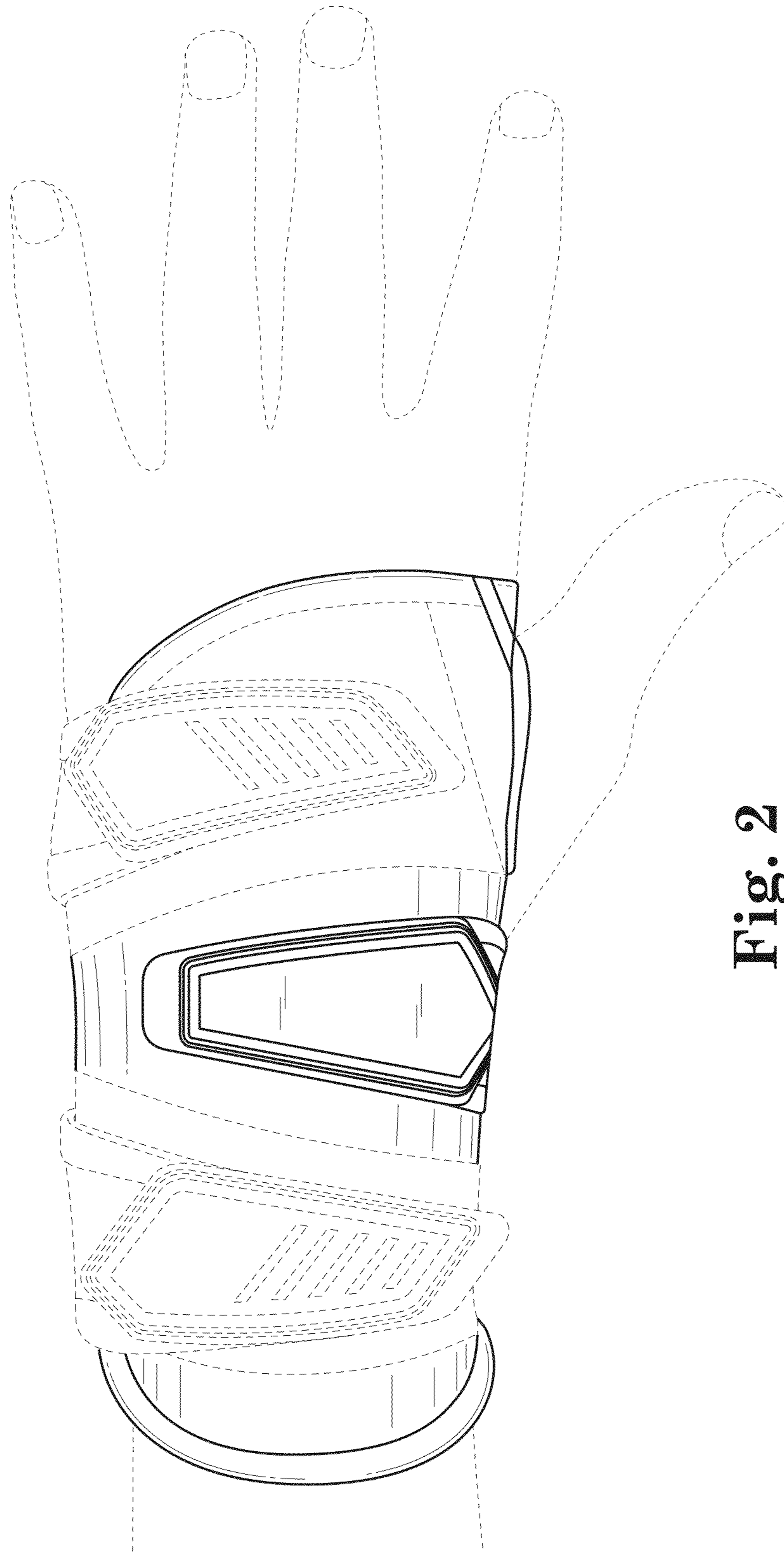


Fig. 2

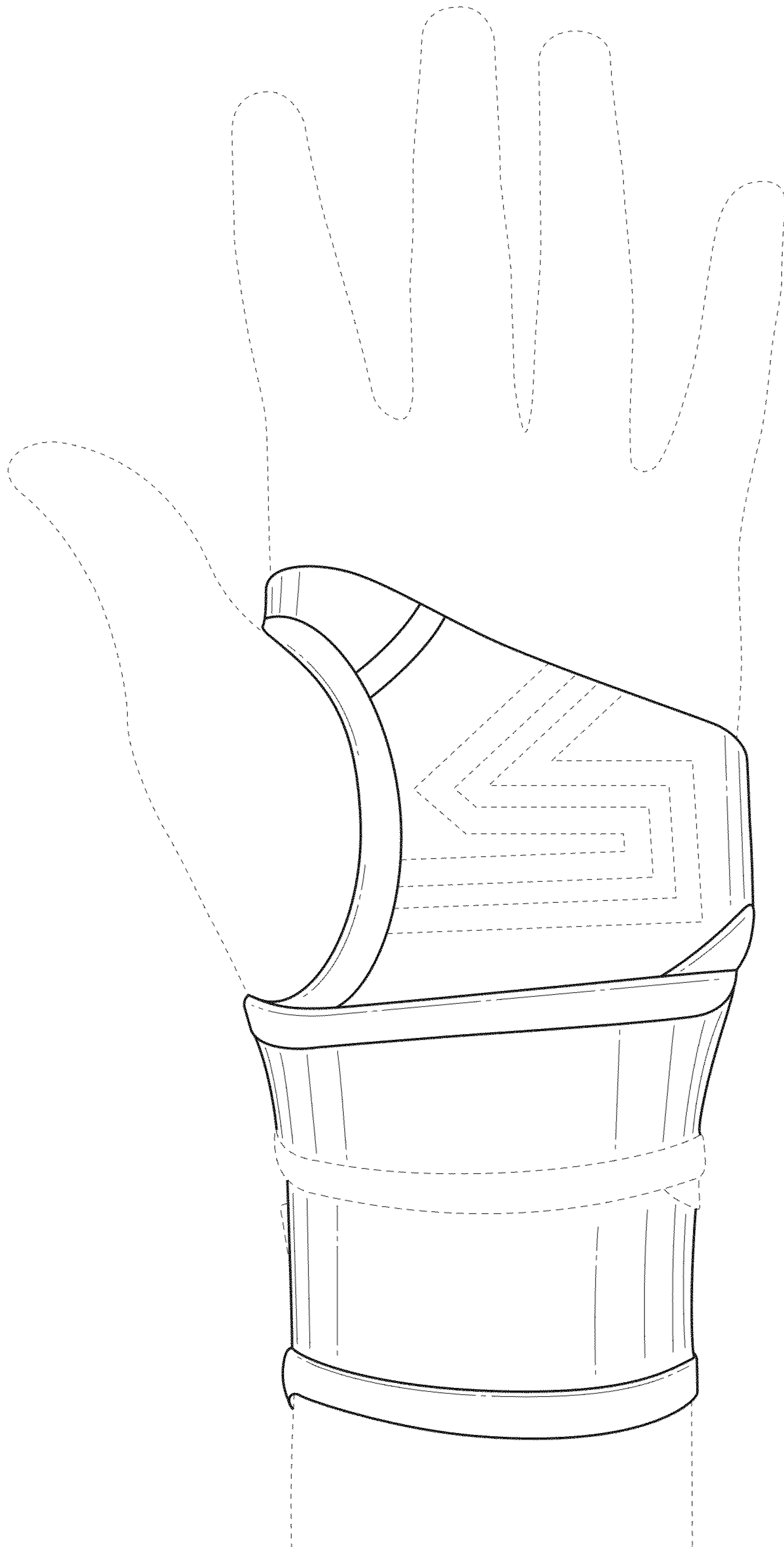


Fig. 3

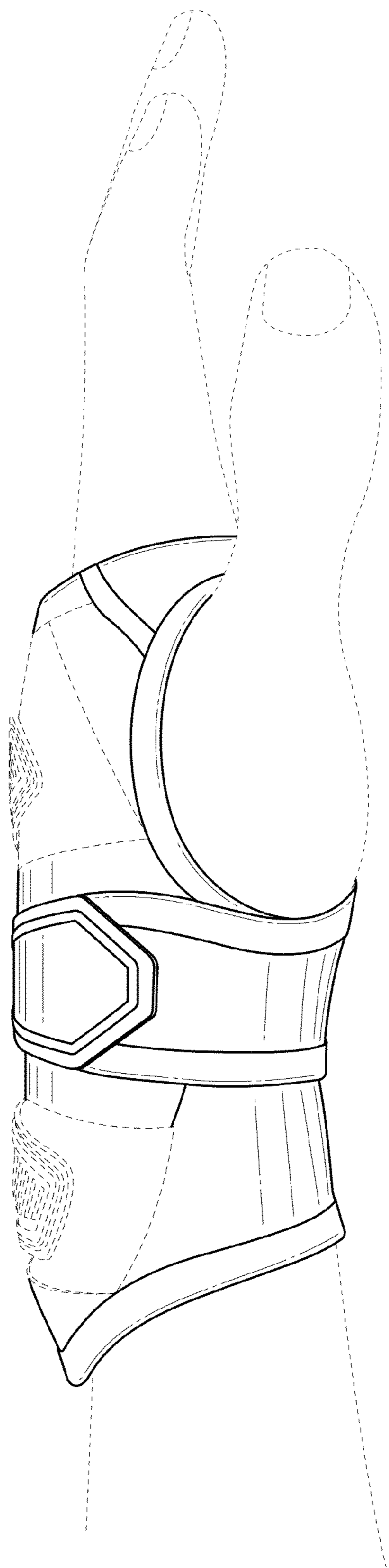


Fig. 4

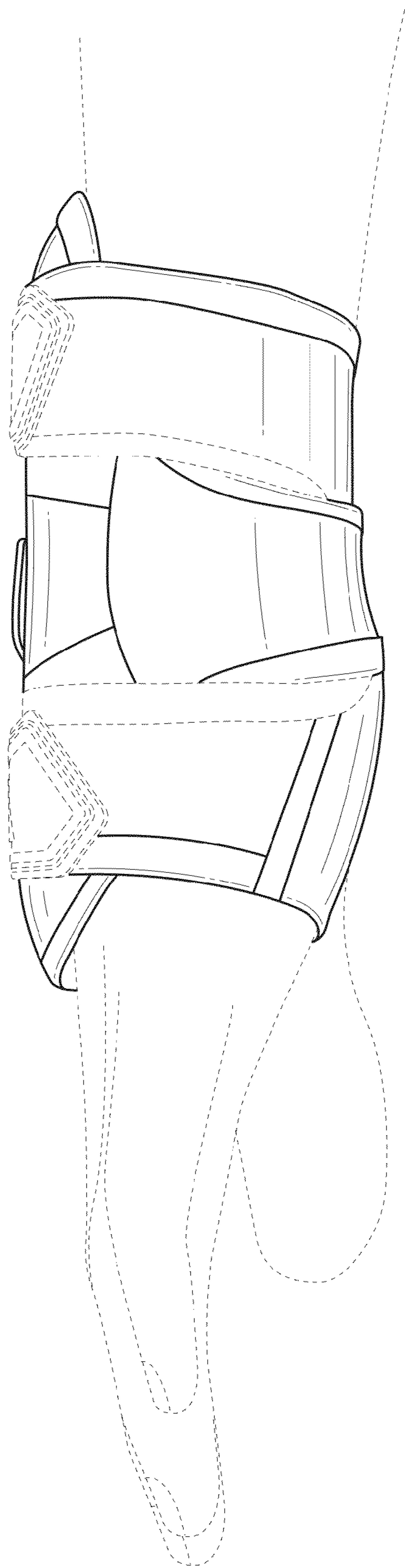


Fig. 5

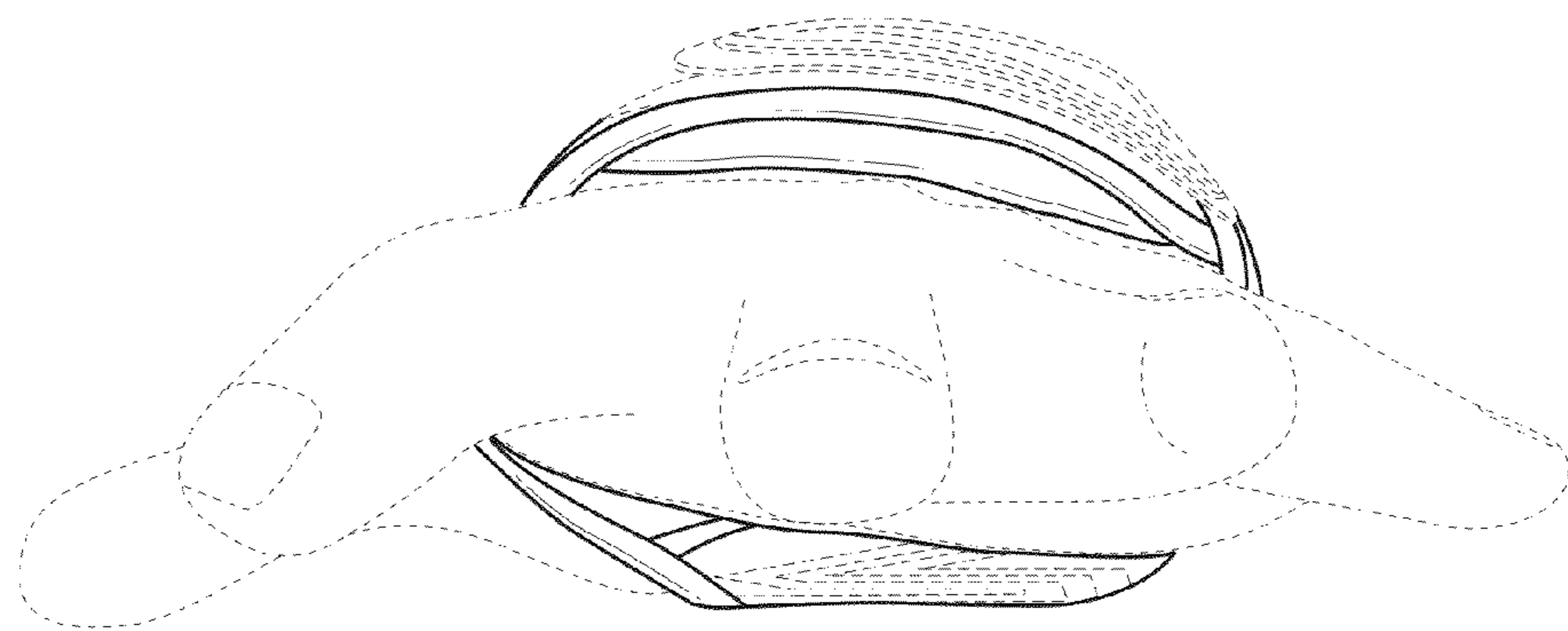


Fig. 6