

US00D692613S

(12) **United States Design Patent**  
**Morreale**

(10) **Patent No.:** **US D692,613 S**

(45) **Date of Patent:** **\*\* Oct. 29, 2013**

- (54) **CIGARETTE FILTER TIP**
- (71) Applicant: **Giovanni Morreale**, Granarolo  
Dell'emilia (IT)
- (72) Inventor: **Giovanni Morreale**, Granarolo  
Dell'emilia (IT)
- (\*\*) Term: **14 Years**
- (21) Appl. No.: **29/446,621**
- (22) Filed: **Feb. 26, 2013**
- (51) **LOC (9) Cl.** ..... **27-06**
- (52) **U.S. Cl.**  
USPC ..... **D27/170; D27/183**
- (58) **Field of Classification Search**  
USPC ..... D27/103–105, 108, 125, 172, 174–176,  
D27/183, 186–192, 194, 100, 101, 170,  
D27/163–165, 184, 185, 171; D34/2;  
206/242–276; D3/11, 215, 220,  
D3/226–230, 265, 266; 4/258, 259, 267,  
4/271, 283; 131/270–273, 329, 330, 194,  
131/189, 347, 360–365; D24/110, 113;  
D19/77, 81, 84; D28/73–77, 83, 85  
See application file for complete search history.

D270,378 S *	8/1983	Tourand .....	D27/170
D453,854 S *	2/2002	Verhoeven-Koster .....	D27/101
D485,639 S *	1/2004	Stronski .....	D27/170
D590,988 S *	4/2009	Hon .....	D27/101
D590,989 S *	4/2009	Hon .....	D27/101
D590,990 S *	4/2009	Hon .....	D27/101
D590,991 S *	4/2009	Hon .....	D27/101
D613,902 S *	4/2010	Kaljura .....	D27/101
7,766,019 B2 *	8/2010	Luzenberg, Jr. ....	131/273
D623,351 S *	9/2010	Kirkeby .....	D27/101
D652,987 S *	1/2012	Kaljura .....	D27/101
D653,390 S *	1/2012	Kaljura .....	D27/101
D653,802 S *	2/2012	Kaljura .....	D27/101
2009/0165808 A1 *	7/2009	Melahropoulos .....	131/273
2010/0108086 A1 *	5/2010	Reznick et al. ....	131/360
2011/0220134 A1 *	9/2011	Duke et al. ....	131/331

\* cited by examiner

*Primary Examiner* — Susan Bennett Hattan  
*Assistant Examiner* — Janice Hallmark  
 (74) *Attorney, Agent, or Firm* — Lando & Anastasi, LLP


(57) **CLAIM**  
 The ornamental design for a cigarette filter tip, as shown.


**DESCRIPTION**

FIG. 1 is a top perspective view of a cigarette filter tip;  
 FIG. 2 is a bottom perspective view of a cigarette filter tip;  
 FIG. 3 is a front view of a cigarette filter tip;  
 FIG. 4 is a rear view of a cigarette filter tip;  
 FIG. 5 is a left side view of a cigarette filter tip;  
 FIG. 6 is a top view of a cigarette filter tip; and,  
 FIG. 7 is a bottom view of a cigarette filter tip.


**1 Claim, 3 Drawing Sheets**

- (56) **References Cited**  
 U.S. PATENT DOCUMENTS  
 1,210,198 A \* 12/1916 Owen ..... 131/361  
 D140,839 S \* 4/1945 Carson ..... D27/170  
 D224,760 S \* 9/1972 Chernack ..... D27/170  
 4,319,587 A \* 3/1982 Moser ..... 131/270







*Fig. 1*




*Fig. 2*



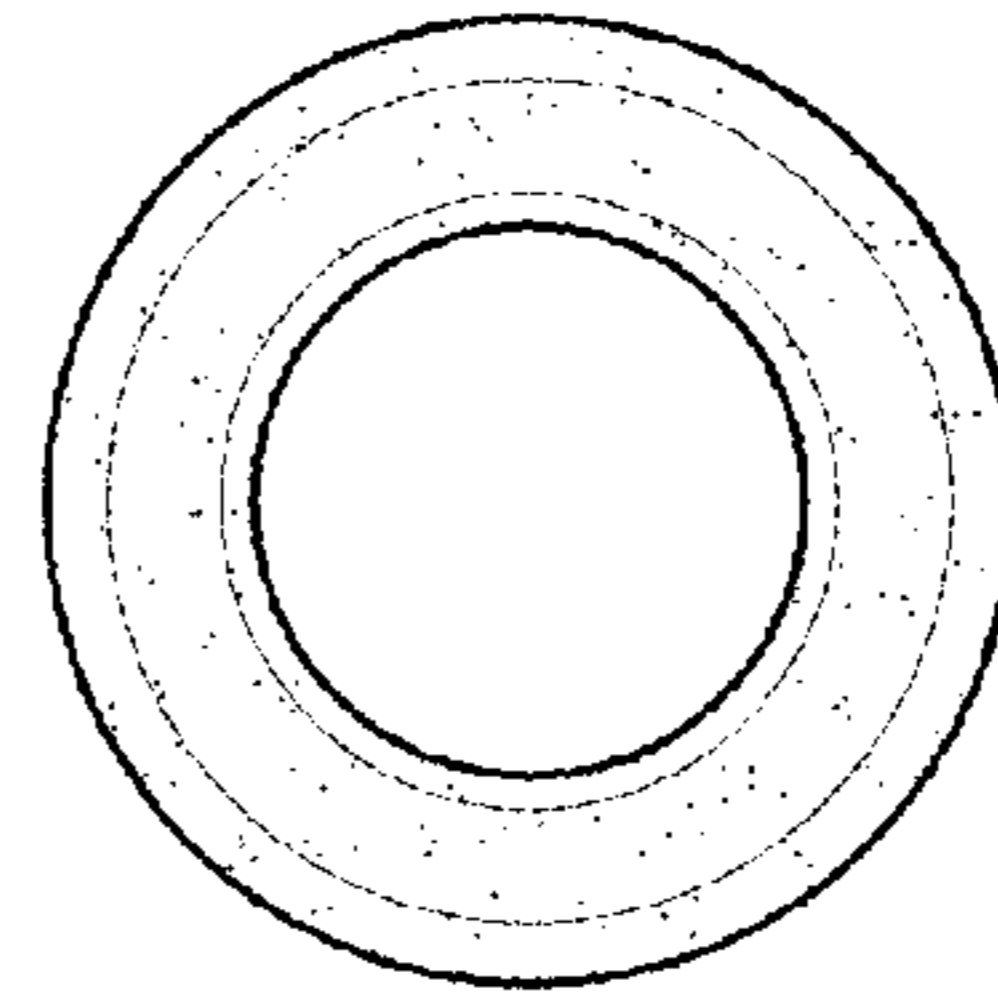
*Fig. 3*



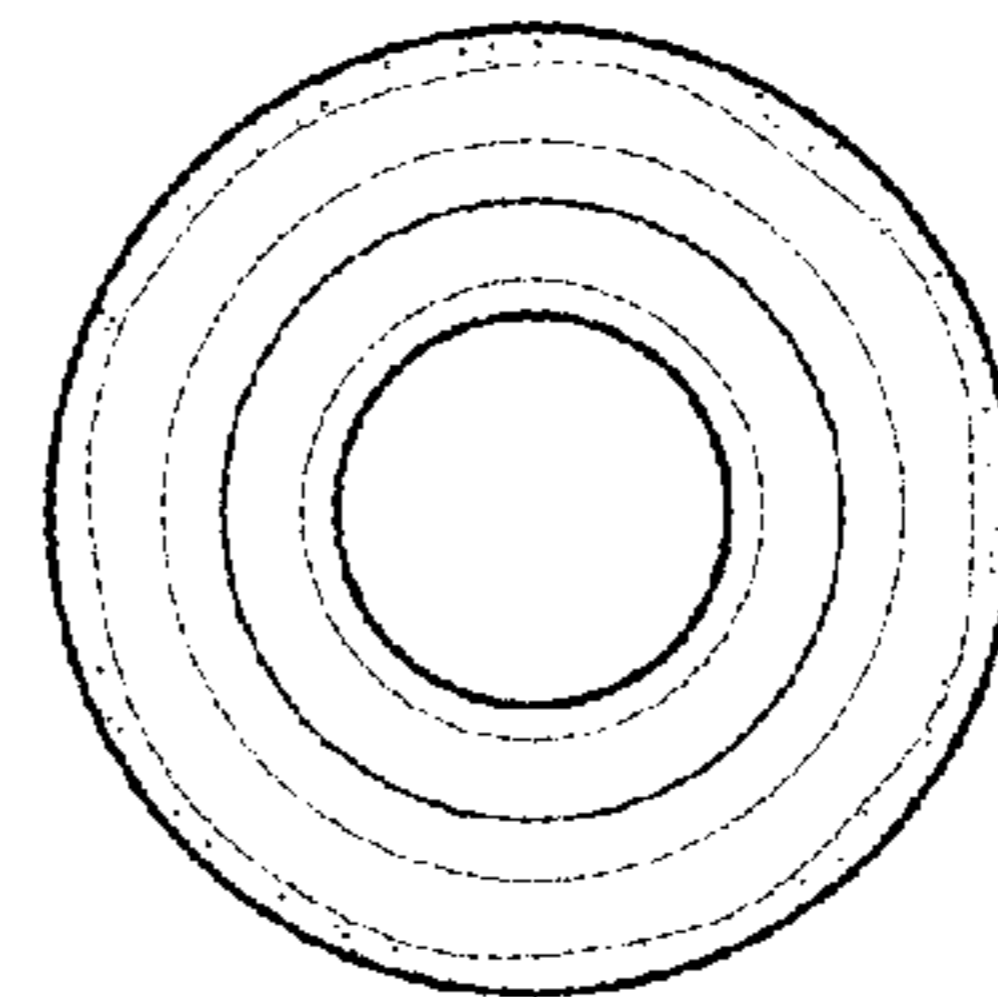
*Fig. 4*



*Fig. 5*



*Fig. 6*



*Fig. 7*