



US00D692609S

(12) **United States Design Patent**
Waltz et al.

(10) **Patent No.:** **US D692,609 S**
(45) **Date of Patent:** **** Oct. 29, 2013**

(54) **LIGHT MODIFIER**

(75) Inventors: **Thomas A. Waltz**, Manitou Beach, MI (US); **Kelly A. Mondora**, Perrysburg, OH (US)

(73) Assignee: **The F.J. Westcott Company**, Toledo, OH (US)

(**) Term: **14 Years**

(21) Appl. No.: **29/415,791**

(22) Filed: **Mar. 14, 2012**

(51) **LOC (9) Cl.** **26-99**

(52) **U.S. Cl.**
USPC **D26/118**

(58) **Field of Classification Search**

USPC D26/88, 91, 85, 86, 72, 74, 76, 118, 90, D26/134, 73, 75, 119, 120, 121, 122, 113, D26/71, 84, 128, 129, 2, 125, 78, 77, 138, D26/26, 89, 124, 130, 9, 10, 11, 24, 25, 63, D26/64, 65, 69, 127; 362/311.13, 362/249.01-249.12, 373, 362, 326, 247, 362/342, 220, 147, 148, 282, 339, 620, 223, 362/376, 219; D23/412, 385, 388; 349/64, 349/62, 63, 65; D16/101; D13/179, 180

See application file for complete search history.

(56) **References Cited**

U.S. PATENT DOCUMENTS

261,768	A *	7/1882	Schilling	362/346
D49,560	S *	8/1916	Bayley	D26/89
D63,977	S *	2/1924	Snyder	D26/134
2,205,860	A *	6/1940	Olds	362/17
D217,018	S *	3/1970	Anderson	D26/67
3,675,008	A *	7/1972	Hill	362/355
4,654,768	A *	3/1987	Dryman et al.	362/374
D318,336	S *	7/1991	Hazerjian et al.	D26/24
5,130,915	A *	7/1992	Lerch	362/367

D435,681	S *	12/2000	Miranda	D26/131
D442,733	S *	5/2001	Minissi et al.	D26/118
D449,399	S *	10/2001	De'Armond	D26/72
6,464,378	B1 *	10/2002	Reed et al.	362/320
D467,677	S *	12/2002	Ries et al.	D26/88
6,733,158	B2 *	5/2004	Fischer et al.	362/404
D547,484	S *	7/2007	Guercio	D26/89
D548,874	S *	8/2007	Curtin	D26/89
D610,288	S *	2/2010	Boissevain	D26/71
D620,632	S *	7/2010	Wanders	D26/88
D621,993	S *	8/2010	Jong	D26/118
D627,920	S *	11/2010	Hanna et al.	D26/134
8,192,038	B2 *	6/2012	Lin	362/18
2003/0189834	A1 *	10/2003	Hsing	362/363

* cited by examiner

Primary Examiner — Kevin Rudzinski

(74) *Attorney, Agent, or Firm* — Emch, Schaffer, Schaub & Porcello, Co., L.P.A.

(57) **CLAIM**

The ornamental design for a light modifier, as shown and described.

DESCRIPTION

FIG. 1 is a back perspective view of the light modifier of the present invention;

FIG. 2 is a front perspective view of the invention;

FIG. 3 is a back view of the invention;

FIG. 4 is a front view of one configuration of the invention with the light diffuser cover removed;

FIG. 5 is a front view of a second configuration of the invention;


FIG. 6 is a top view of the invention;


FIG. 7 is a bottom view of the invention; and,

FIG. 8 is a right side elevation view of the invention, the left side is a mirror image of the right side.

The broken lines shown in the drawings to illustrate portions of the light modifier form no part of the claimed design.

1 Claim, 8 Drawing Sheets





—FIG. 1

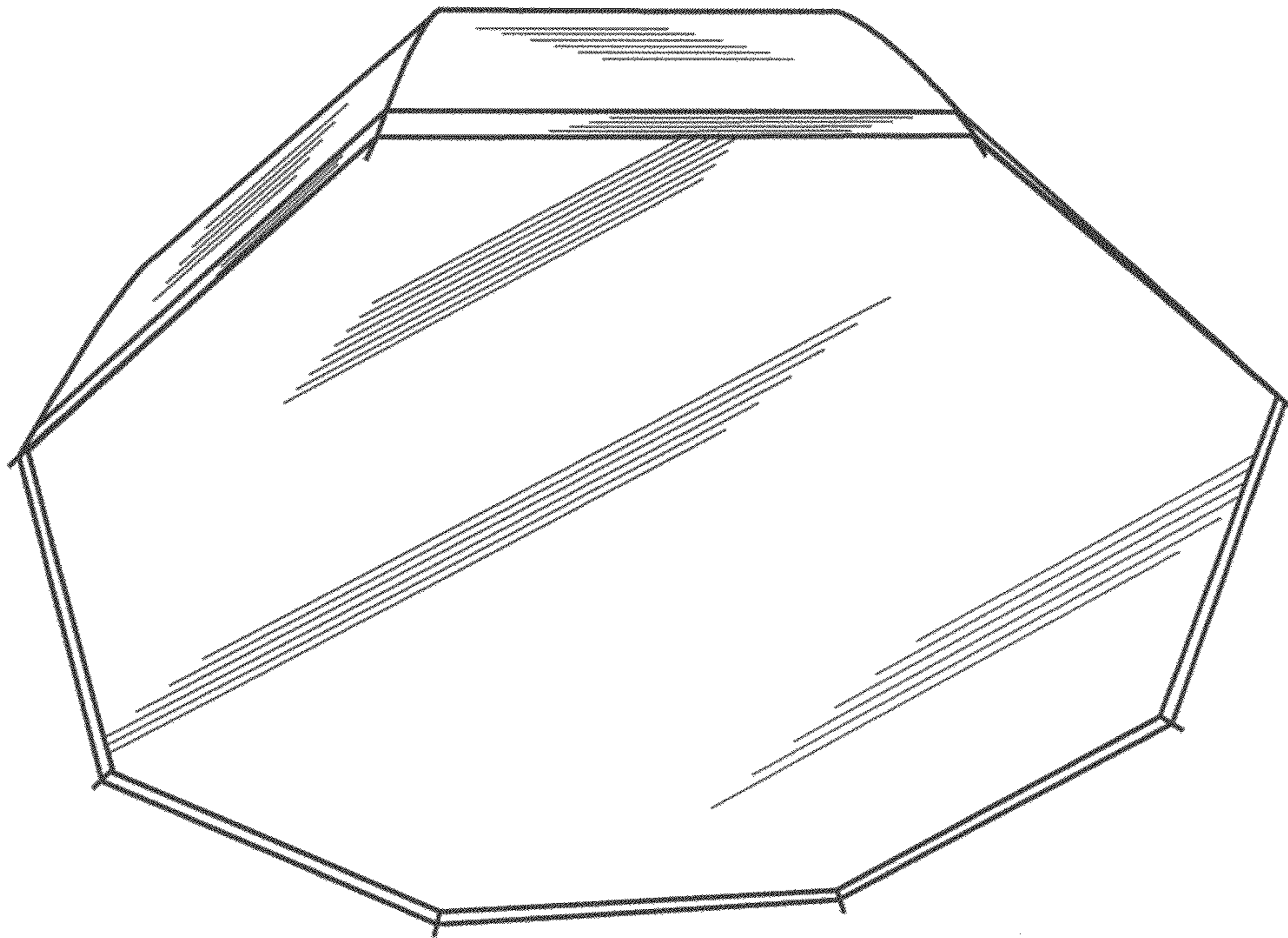
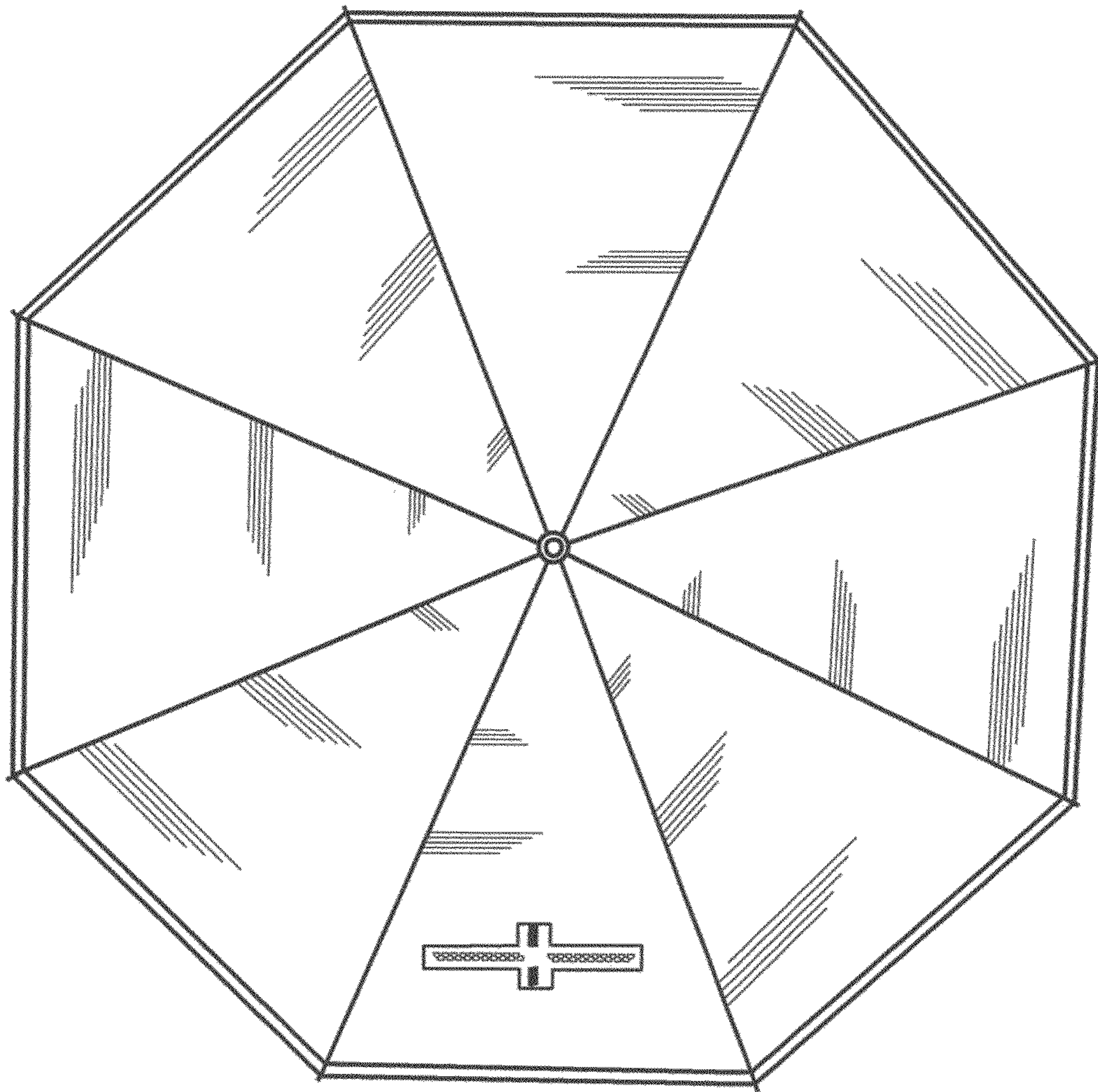
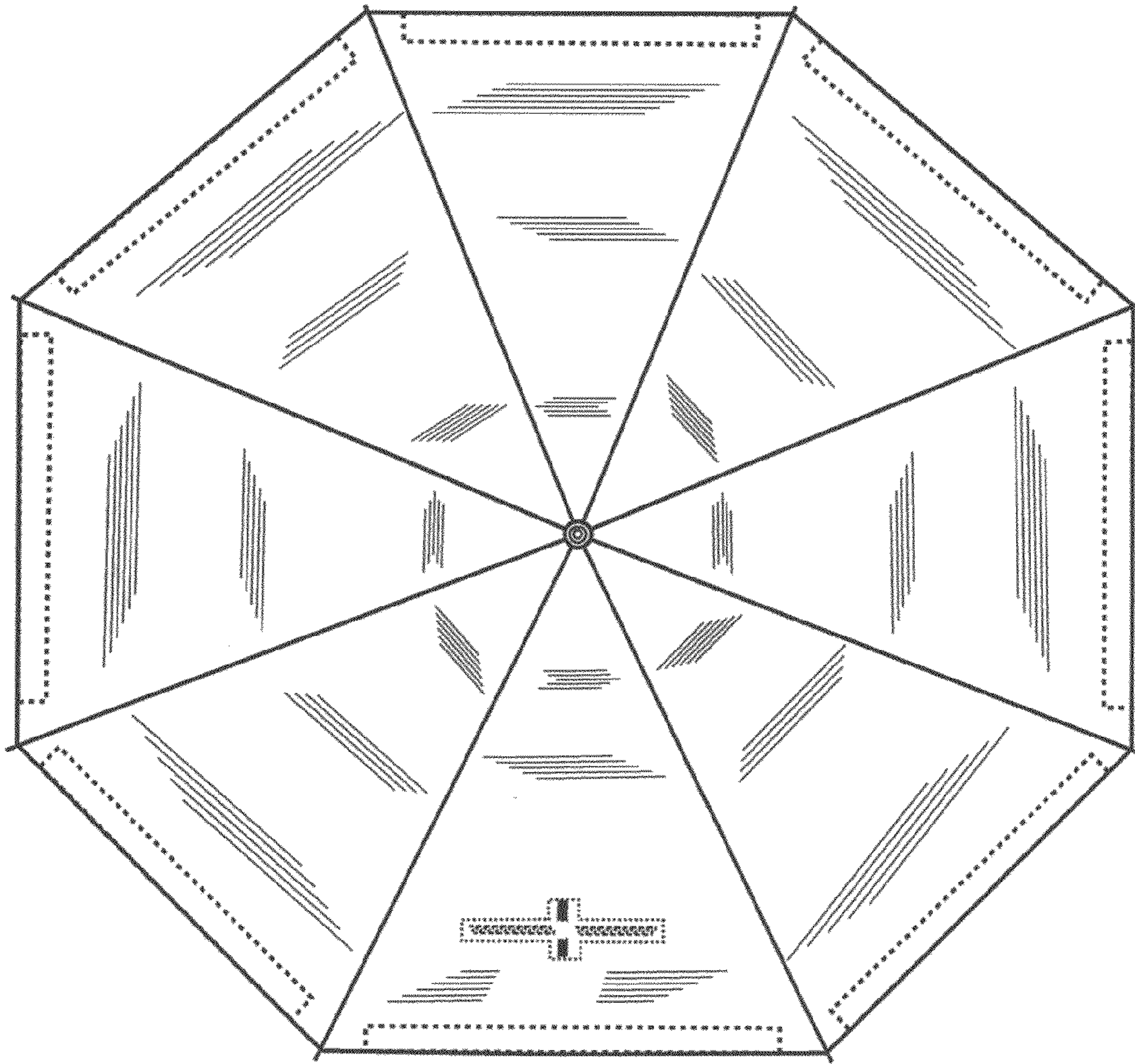


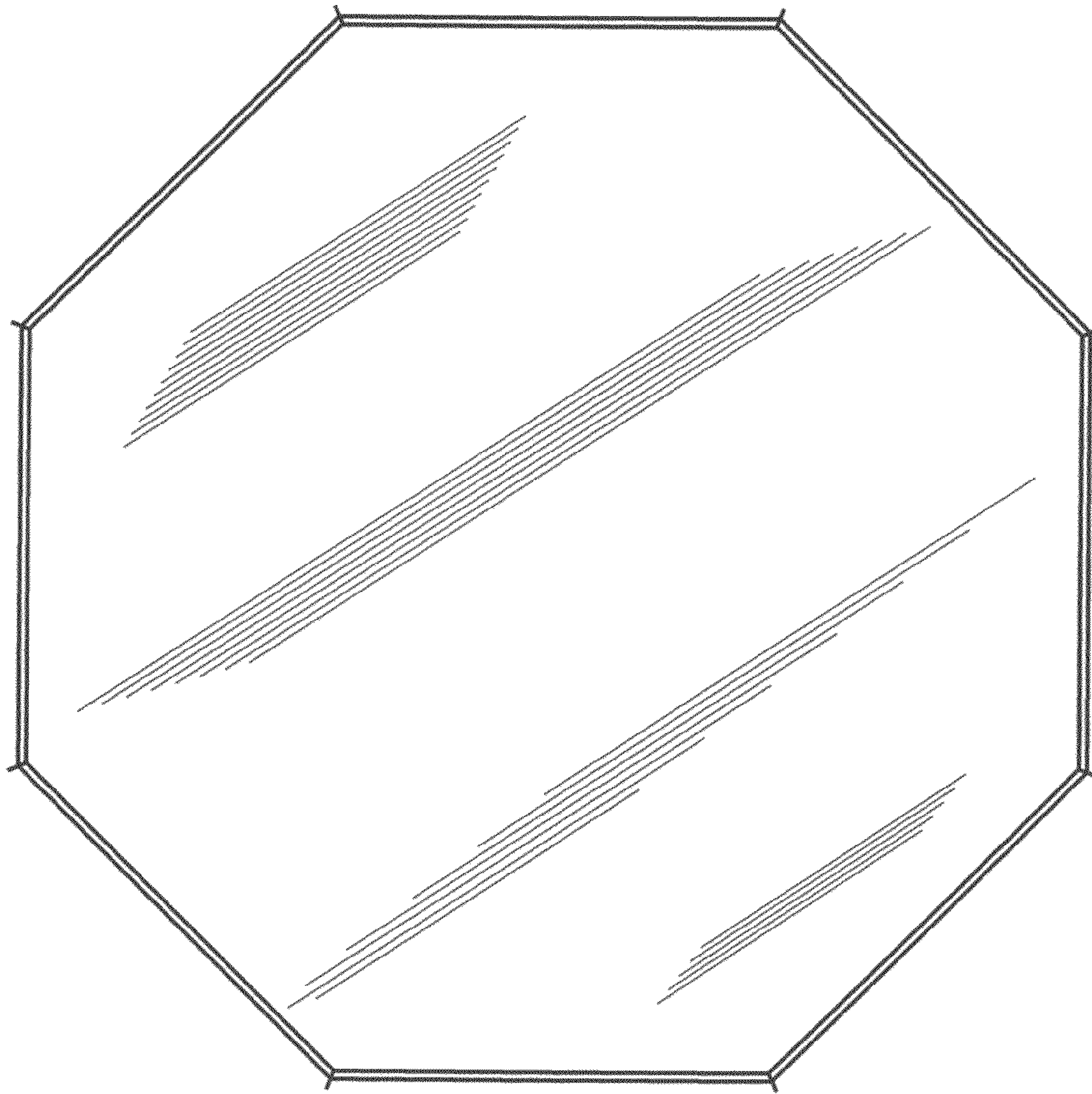
FIG. 2



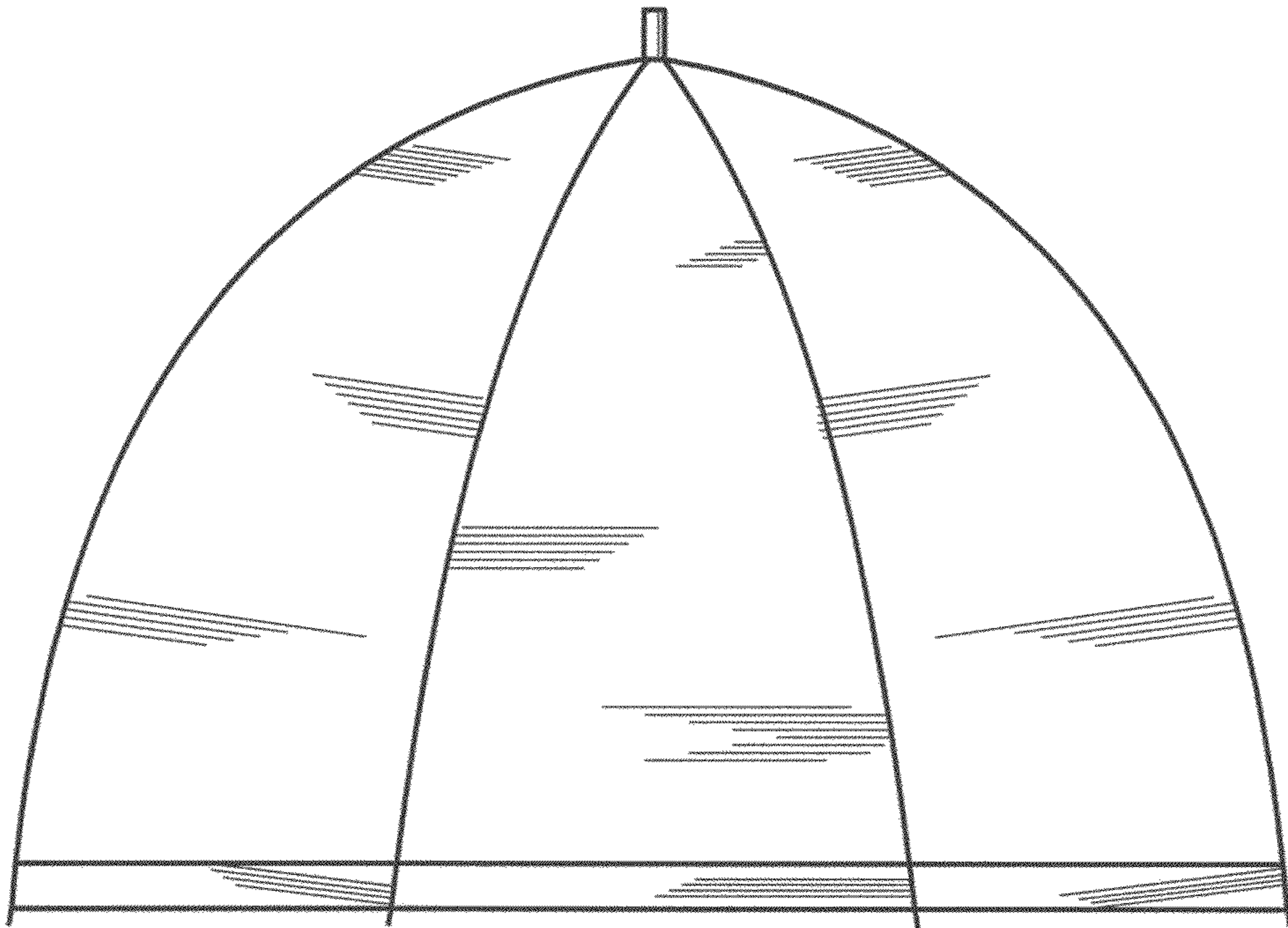
—FIG. 3



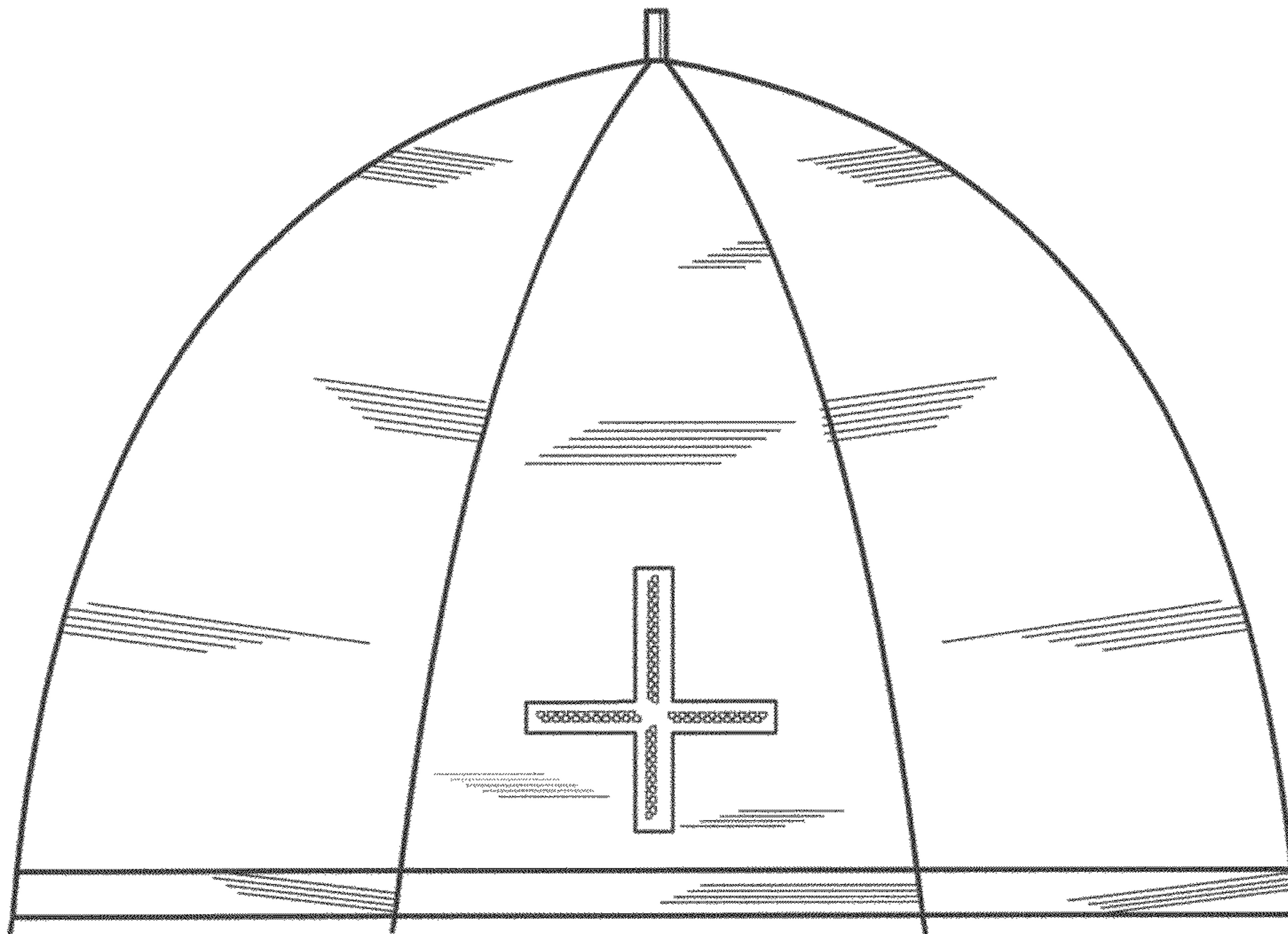
—FIG. 4



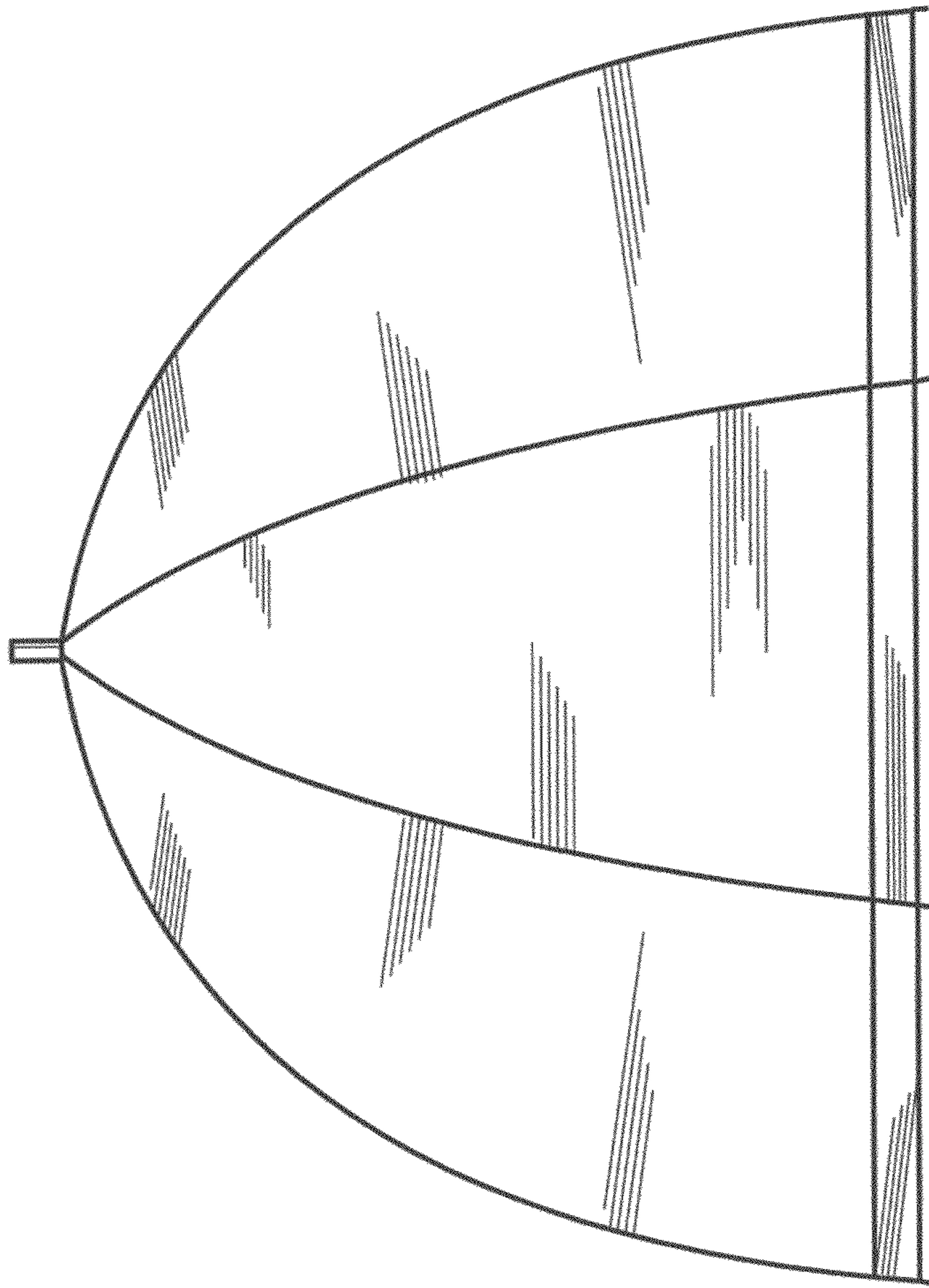
—FIG. 5



—FIG. 6



—FIG. 7



—FIG. 8