

US00D692605S

(12) **United States Design Patent**
Madonia

(10) **Patent No.:** **US D692,605 S**

(45) **Date of Patent:** **** Oct. 29, 2013**

(54) **ILLUMINATING BOTTLE LIGHT**

(76) Inventor: **Lee Madonia**, Cherry Hill, NJ (US)

(**) Term: **14 Years**

(21) Appl. No.: **29/339,553**

(22) Filed: **Jul. 1, 2009**

(51) **LOC (9) Cl.** **26-05**

(52) **U.S. Cl.**
USPC **D26/51**

(58) **Field of Classification Search**
USPC D26/51, 34, 38; D9/541, 549, 434, 435,
D9/439, 445, 452-454; D7/392.1;
362/253, 101, 154, 457, 458
See application file for complete search history.

(56) **References Cited**

U.S. PATENT DOCUMENTS

D128,167 S *	7/1941	Lorenzen	D9/439
D134,734 S *	1/1943	Shilstone	D9/541
D153,956 S *	5/1949	Lay	D9/453
D174,591 S *	4/1955	Parsell	D9/541
D176,888 S *	2/1956	Seeming	D9/541
2,818,864 A *	1/1958	Hudson	604/415
D185,296 S *	5/1959	Mas	D9/539
D199,279 S *	9/1964	Koenigsburg	D9/529
D201,104 S *	5/1965	Du Pree	D9/436
3,187,794 A *	6/1965	Vissing	215/200
D205,552 S *	8/1966	Mayers	D9/529
D206,829 S *	1/1967	Darcy	D9/541
3,378,680 A *	4/1968	Moxley	362/134
D303,932 S *	10/1989	Pasillas	D9/451

D370,629 S *	6/1996	Lynch	D9/439
D374,825 S *	10/1996	Rowe	D9/529
D447,410 S *	9/2001	Malmborg	D9/434
D449,784 S *	10/2001	Crawford et al.	D9/453
D475,581 S *	6/2003	Lillelund et al.	D7/629
D503,240 S *	3/2005	Weiland et al.	D26/94
D577,593 S *	9/2008	Hestehave	D9/541
D578,299 S *	10/2008	Dennis	D2/976
D578,890 S *	10/2008	Swanson et al.	D9/453
D595,570 S *	7/2009	Moretti	D9/434
D625,638 S *	10/2010	Lodi	D10/106.9
D642,914 S *	8/2011	Dumas	D9/439

* cited by examiner

Primary Examiner — Ian Simmons
Assistant Examiner — Carissa C Fitts

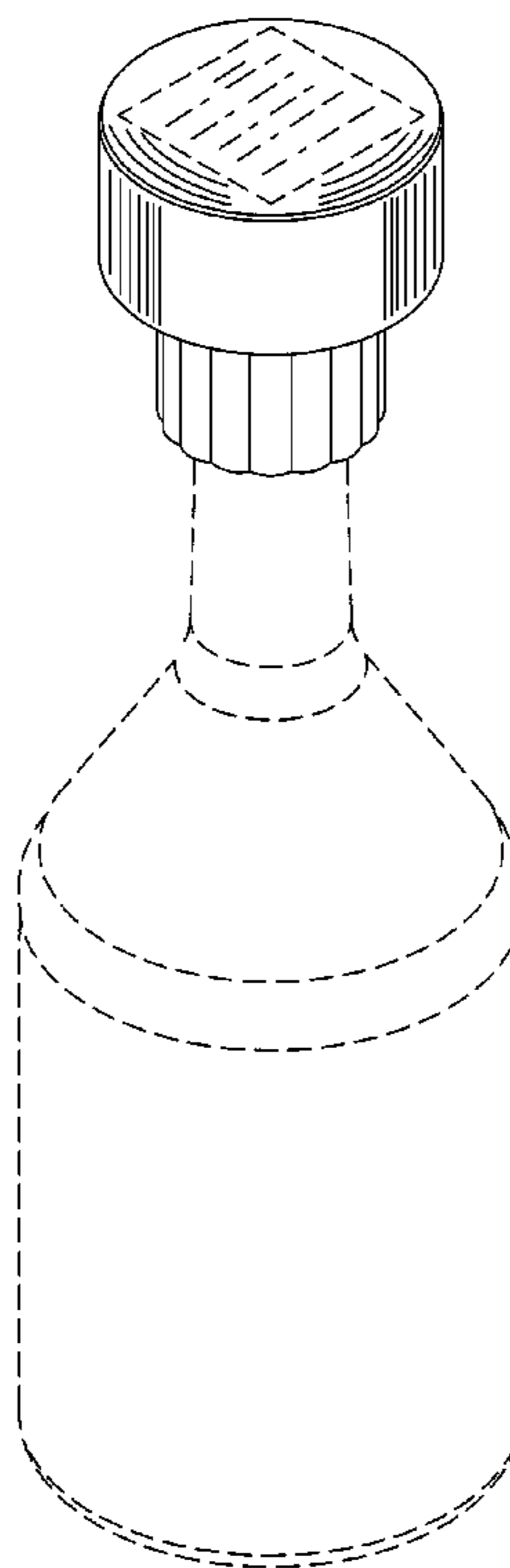
(57) **CLAIM**

The ornamental design for an illuminating bottle light, as shown and described.

DESCRIPTION

FIG. 1 is a perspective view showing my new design;
FIG. 2 is a left side elevational view thereof, the right side elevational view being the same;
FIG. 3 is a front elevational view thereof, the rear elevational view being the same;
FIG. 4 is a top plan view thereof;
FIG. 5 is a bottom plan view thereof; and,
FIG. 6 is a bottom perspective view thereof.
The broken lines shown and described in the drawing are for illustrative purposes only and form no part of the claimed design.

1 Claim, 3 Drawing Sheets



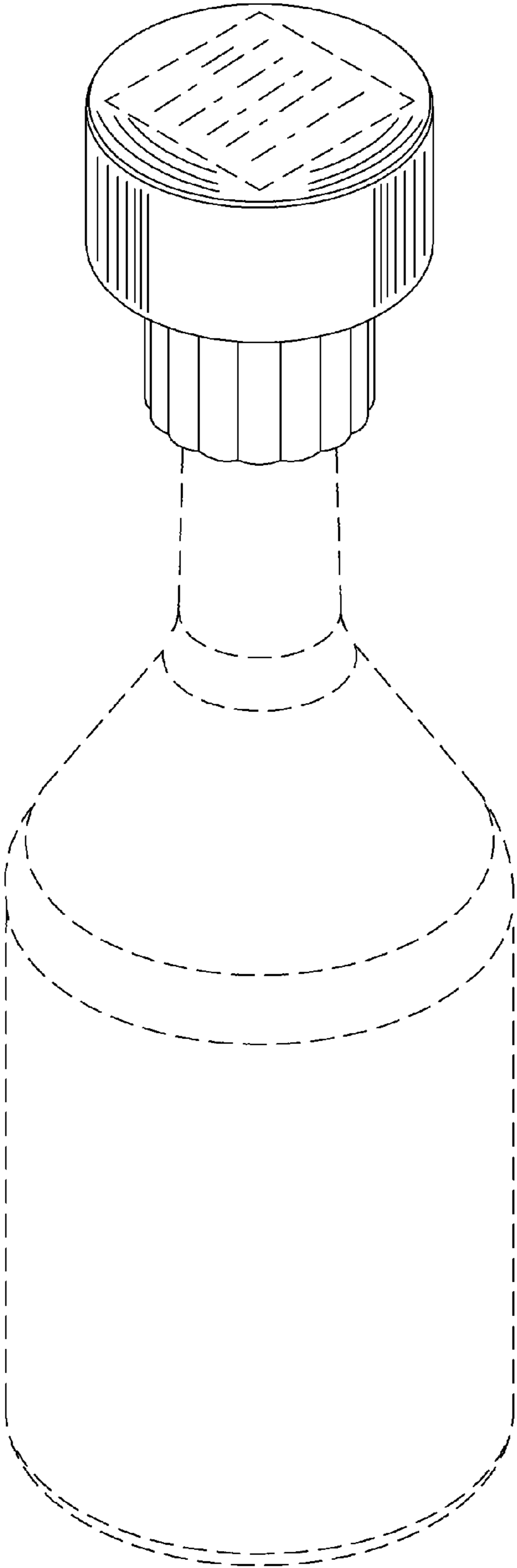


fig. 1

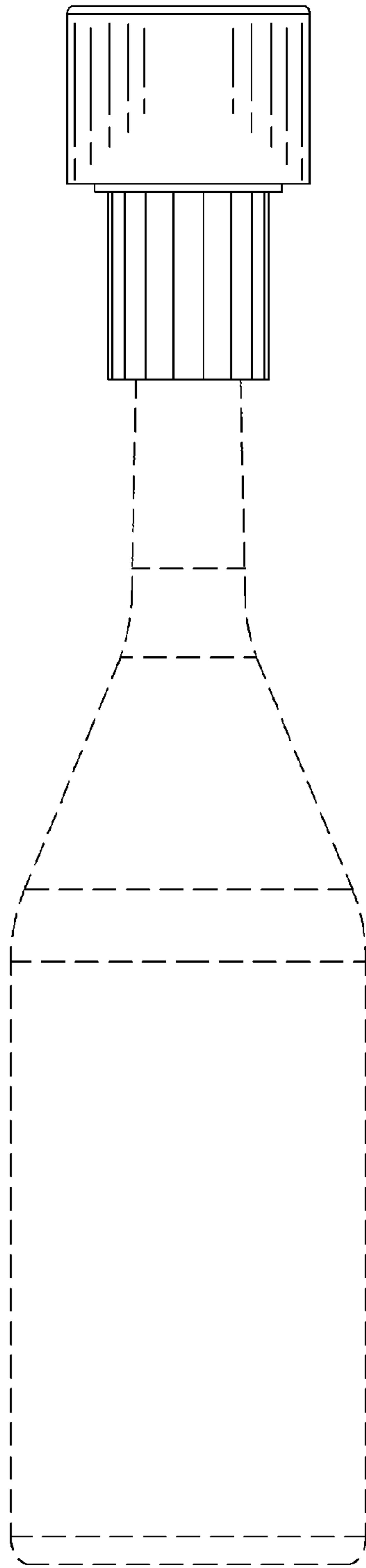


fig.2

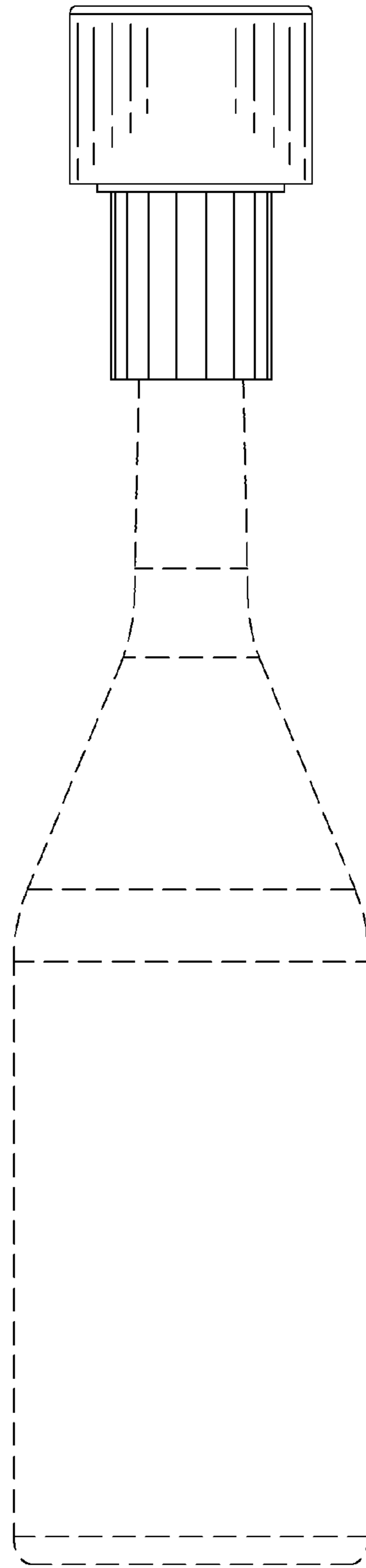


fig.3

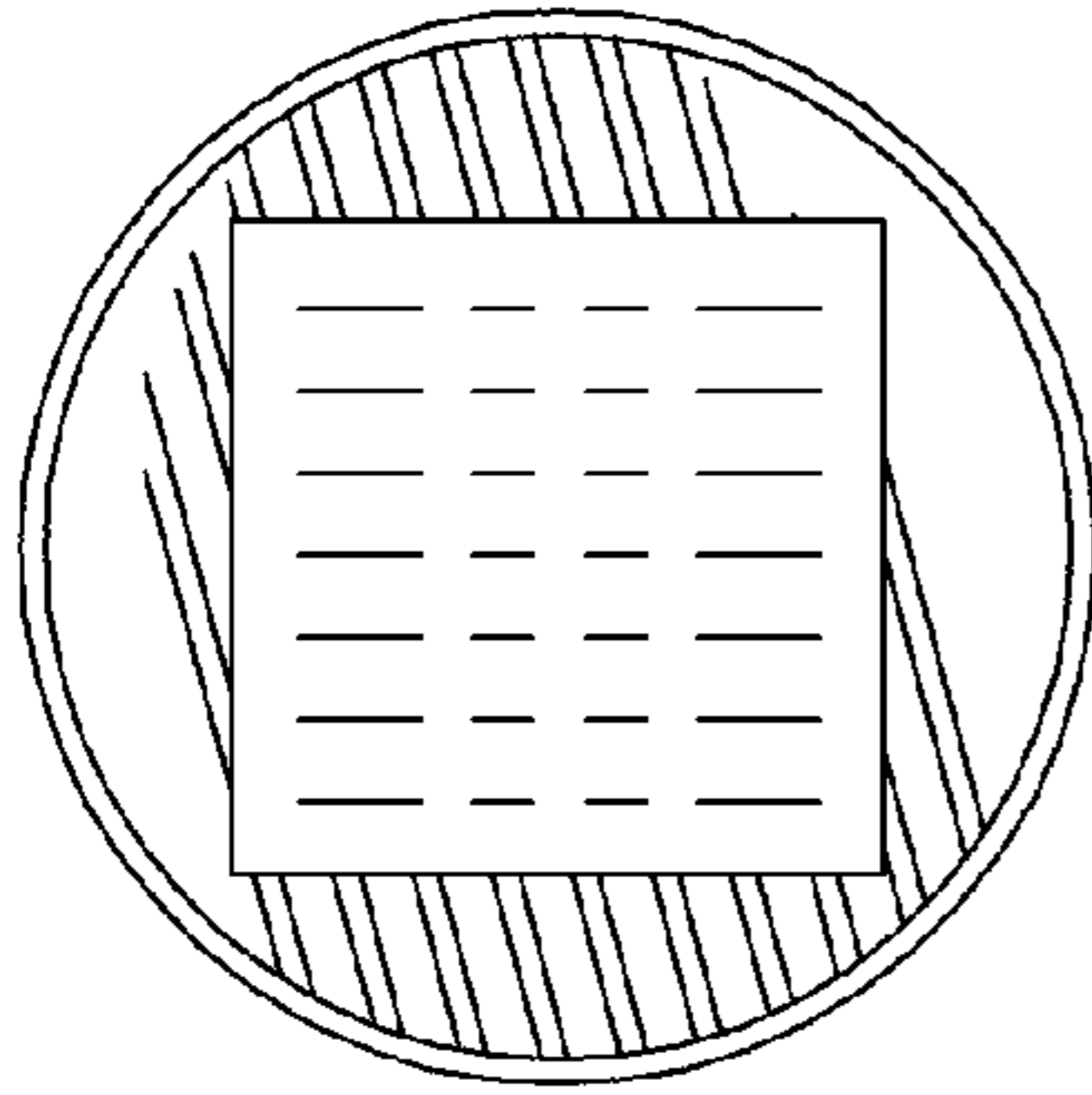


fig.4

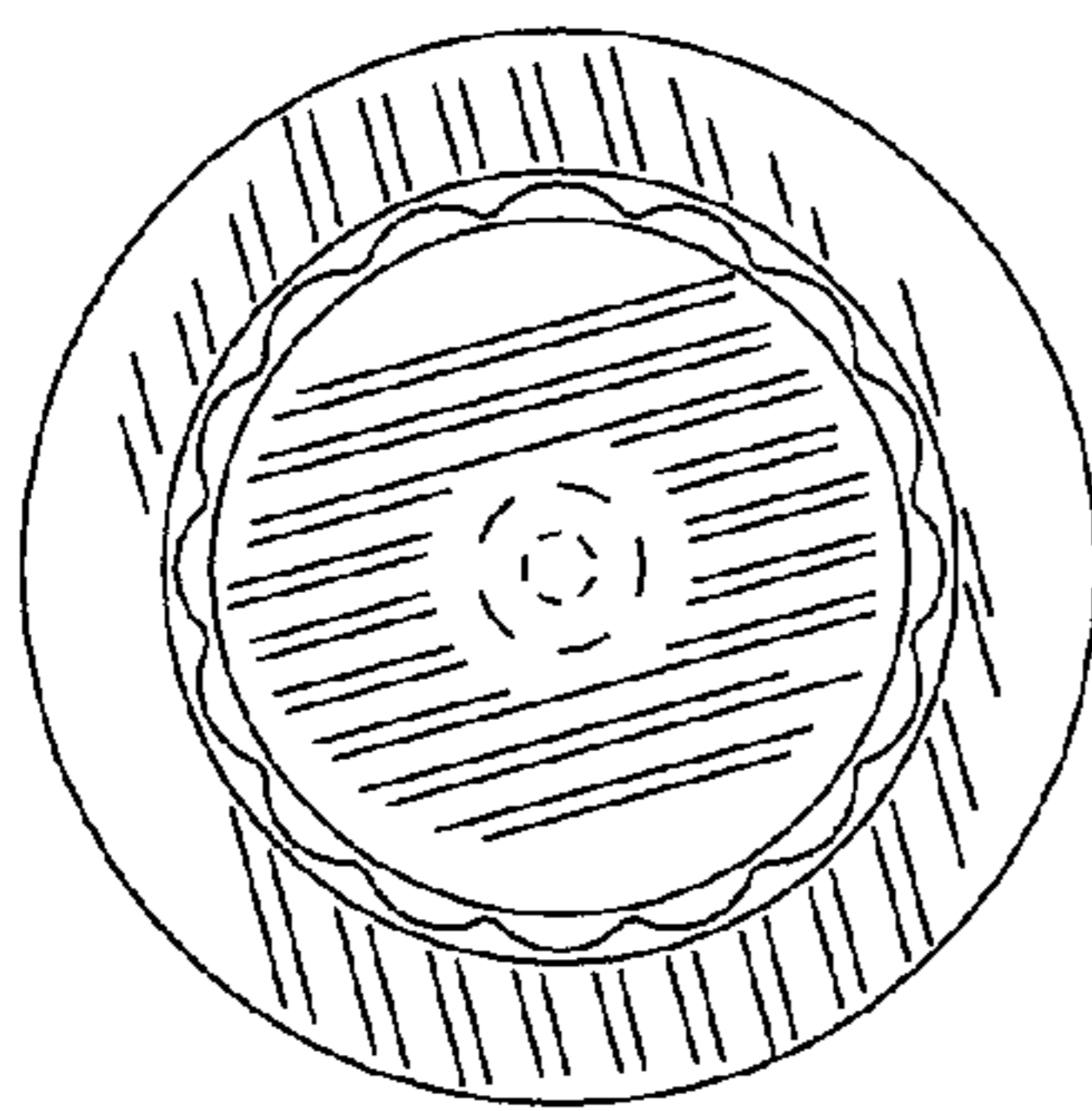


fig.5

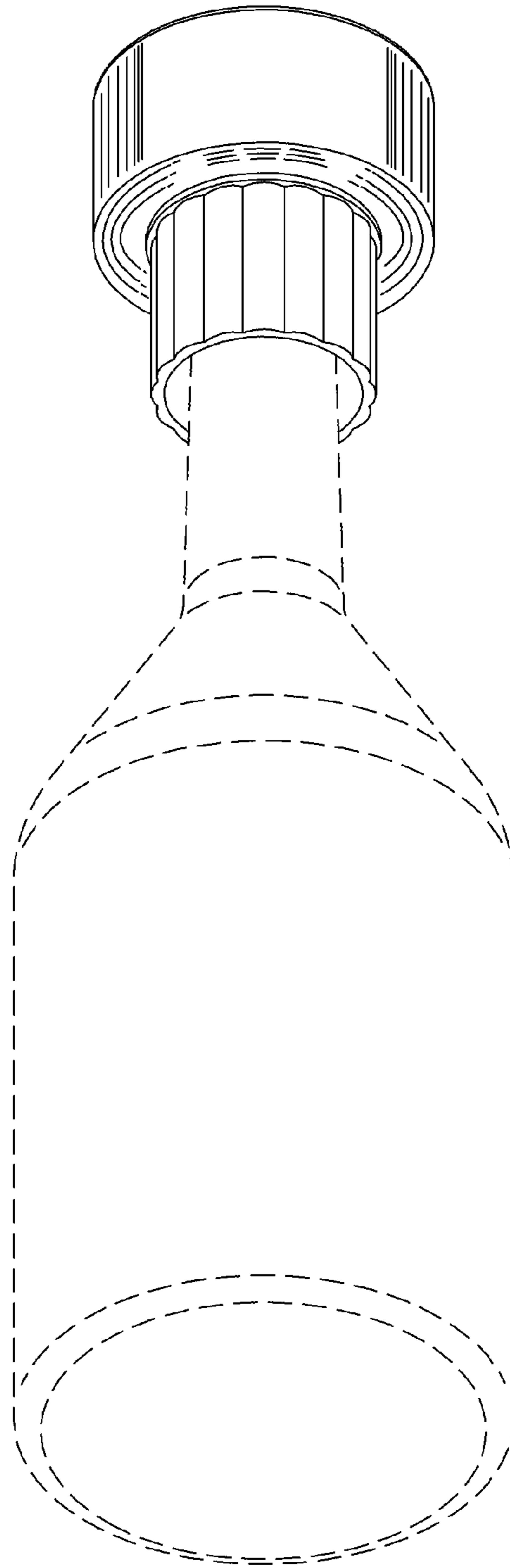


fig.6