



US00D692592S

(12) **United States Design Patent**
Kosonen

(10) **Patent No.:** **US D692,592 S**
(45) **Date of Patent:** **** Oct. 29, 2013**

(54) **WINDOW COMPONENT EXTRUSION**

(75) Inventor: **Martin Stanley Kosonen**, Seattle, WA (US)

(73) Assignee: **Mikron Industries, Inc.**, Kent, WA (US)

(**) Term: **14 Years**

(21) Appl. No.: **29/421,713**

(22) Filed: **Sep. 7, 2012**

(51) **LOC (9) Cl.** **25-01**

(52) **U.S. Cl.**
USPC **D25/124**

(58) **Field of Classification Search**

USPC D25/124; 52/204.1, 204.2, 204.5, 52/204.51, 656.5, 656.6, 213, 215, 208, 52/206, 212, 717.01, 209, 204.72, 579, 52/793.1, 794.1, 216, 204.55, 656.2, 52/656.7; 49/DIG. 2, 504, 501, 449, 180, 49/183, 505

See application file for complete search history.

(56) **References Cited**

U.S. PATENT DOCUMENTS

D449,389 S *	10/2001	Goss	D25/124
6,327,826 B1 *	12/2001	Mann	52/204.1
D572,833 S *	7/2008	Wickland	D25/124
D578,664 S *	10/2008	Franson	D25/124

* cited by examiner

Primary Examiner — Doris Clark

(74) *Attorney, Agent, or Firm* — Zollinger & Burleson Ltd.

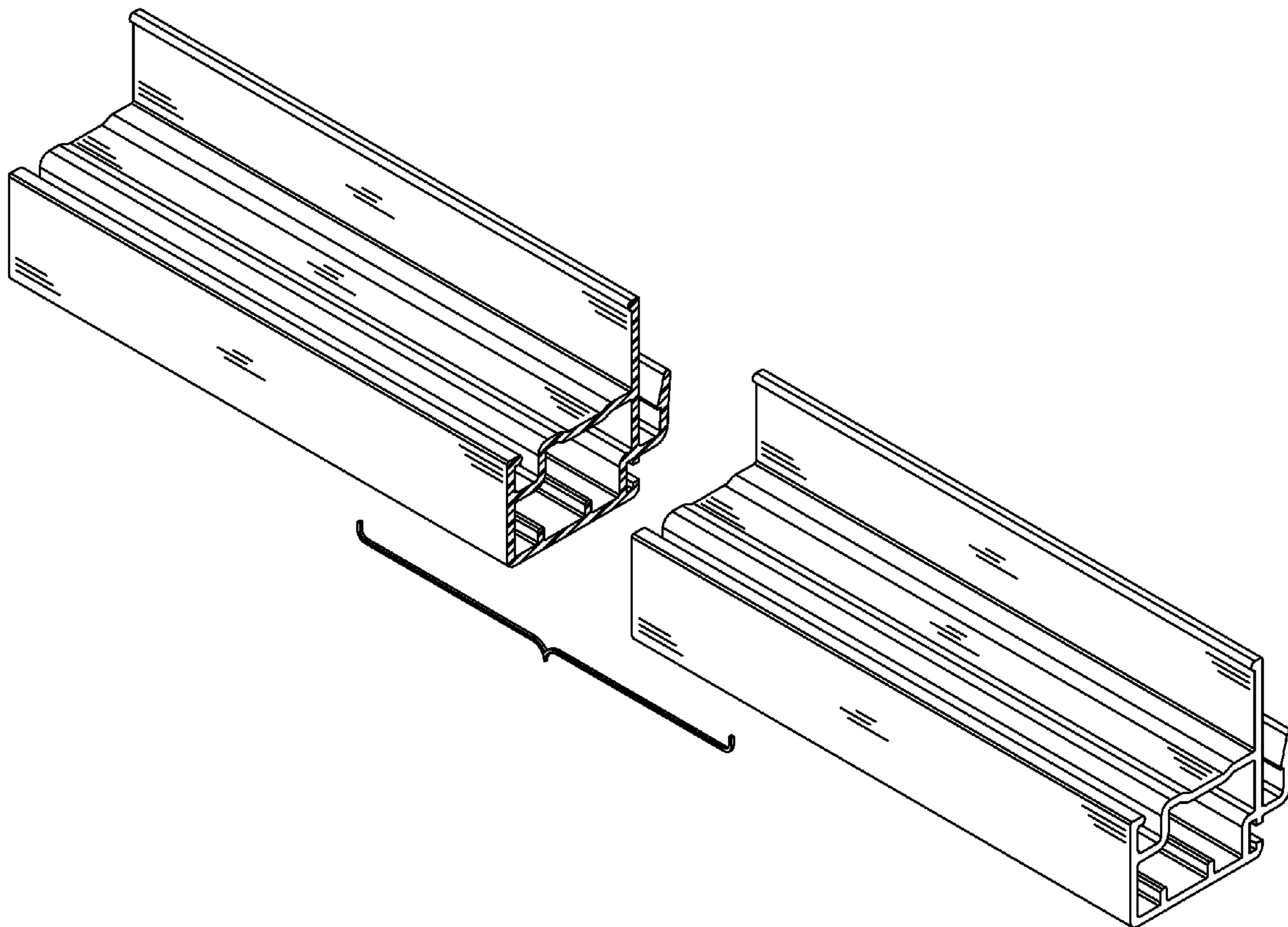
(57) **CLAIM**

The ornamental design for a window component extrusion, as shown and described.

DESCRIPTION

FIG. 1 is a top right perspective view of the window component extrusion which is broken in the center indicating indefinite length; and, FIG. 2 is a bottom left perspective view of the window component extrusion shown in FIG. 1.

1 Claim, 1 Drawing Sheet



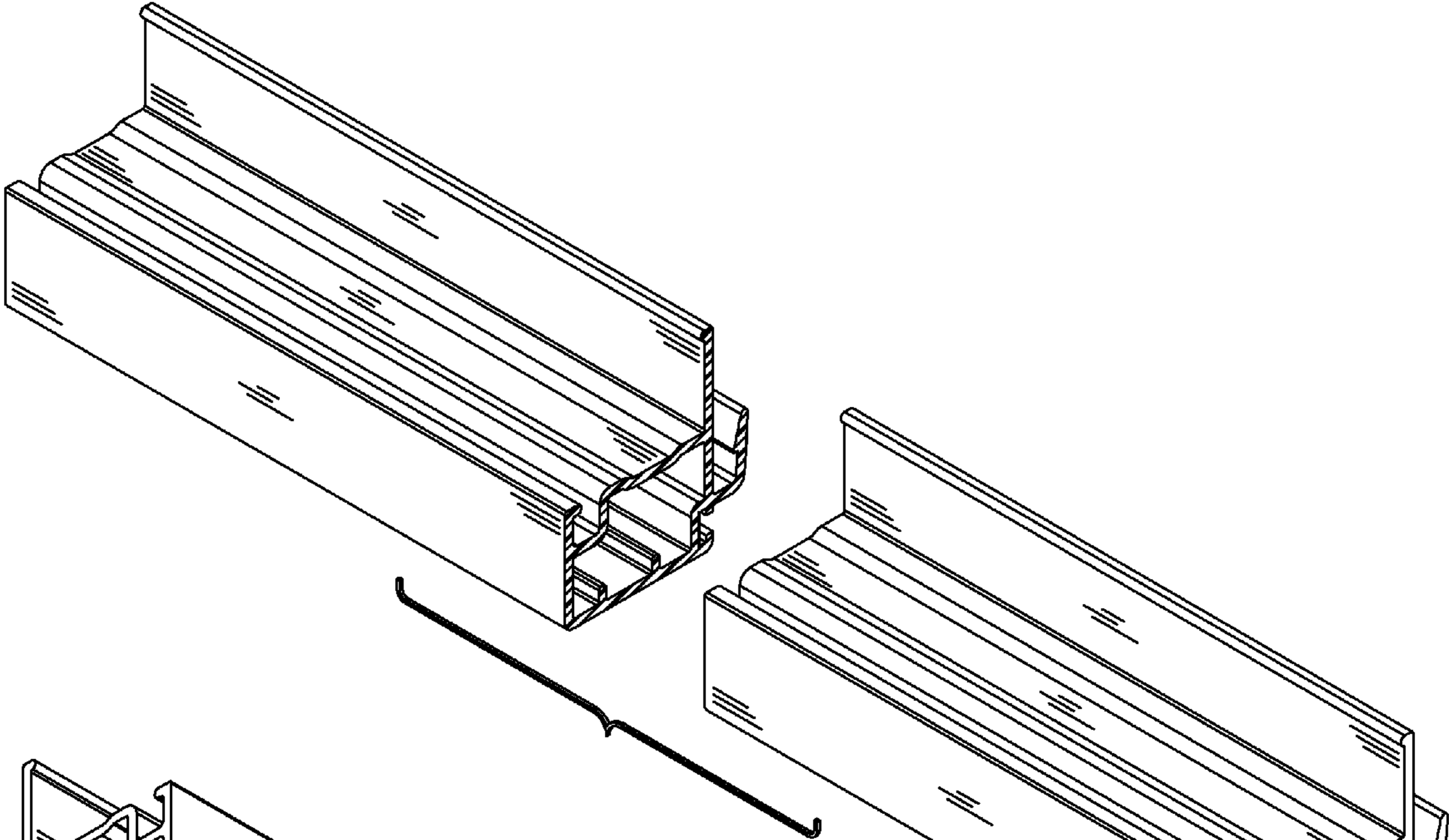


FIG 1

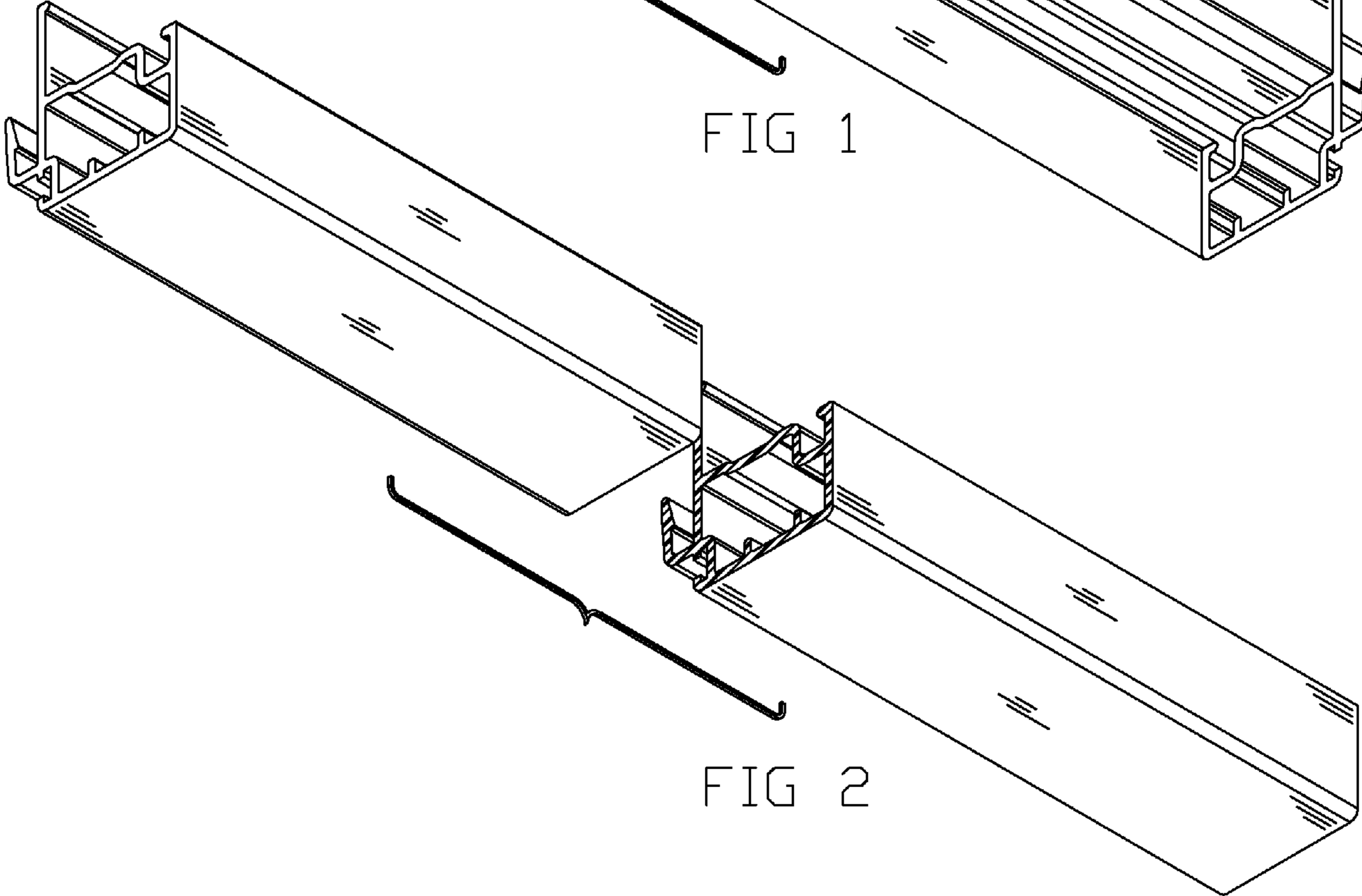


FIG 2