



US00D692582S

(12) **United States Design Patent**
Paxton

(10) **Patent No.:** **US D692,582 S**
(45) **Date of Patent:** **** Oct. 29, 2013**

(54) **DOOR**

Primary Examiner — Doris Clark

(75) Inventor: **David Paxton**, Doncaster (GB)

(74) *Attorney, Agent, or Firm* — Berenato & White, LLC

(73) Assignee: **Masonite Corporation**, Tampa, FL (US)

(**) Term: **14 Years**

(57) **CLAIM**

The ornamental design for a door, as shown and described.

(21) Appl. No.: **29/429,073**

(22) Filed: **Aug. 7, 2012**

DESCRIPTION

Related U.S. Application Data

(63) Continuation of application No. 29/394,041, filed on Jun. 13, 2011, now Pat. No. Des. 665,099.

(51) **LOC (9) Cl.** **25-02**

(52) **U.S. Cl.**
USPC **D25/48.3**

(58) **Field of Classification Search**
USPC 52/455, 458, 784.13; 49/DIG. 2;
D25/48.3

See application file for complete search history.

FIG. 1 is a front elevational view of my design;
FIG. 2 is a rear elevational view;
FIG. 3 is a top plan view;
FIG. 4 is a bottom plan view;
FIG. 5 is a cross sectional view taken along the line 5-5 of FIG. 1 and viewed in the direction of the arrows;
FIG. 6 is an enlarged fragmentary cross sectional view taken from FIG. 5;
FIG. 7 is a left side elevational view;
FIG. 8 is a right side elevational view; and,
FIG. 9 is a cross sectional view taken along the line 9-9 of FIG. 1 and viewed in the direction of the arrows.
The broken lines are for illustrative purposes only and form no part of the claimed design.

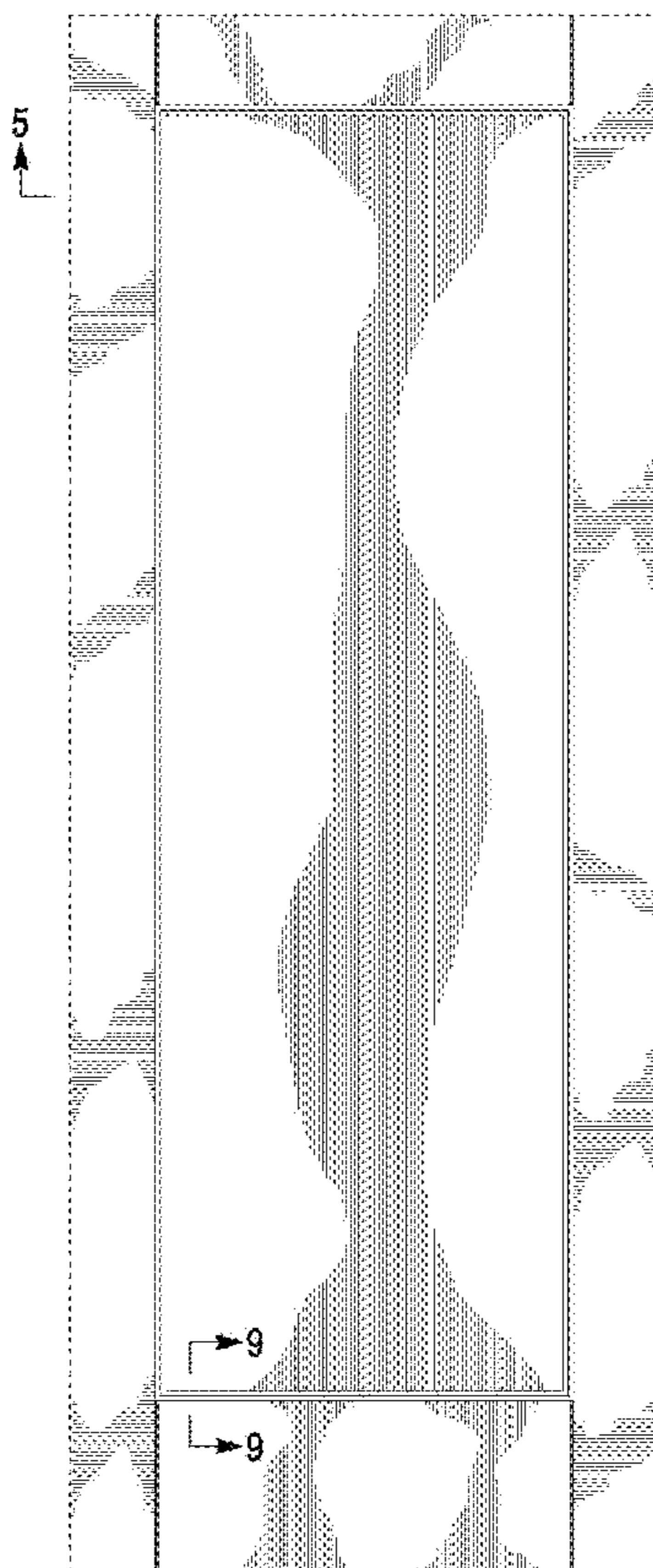
(56) **References Cited**

U.S. PATENT DOCUMENTS

4,546,585 A * 10/1985 Governale 52/309.11
D566,296 S * 4/2008 Walsh et al. D25/48.3

* cited by examiner

1 Claim, 4 Drawing Sheets



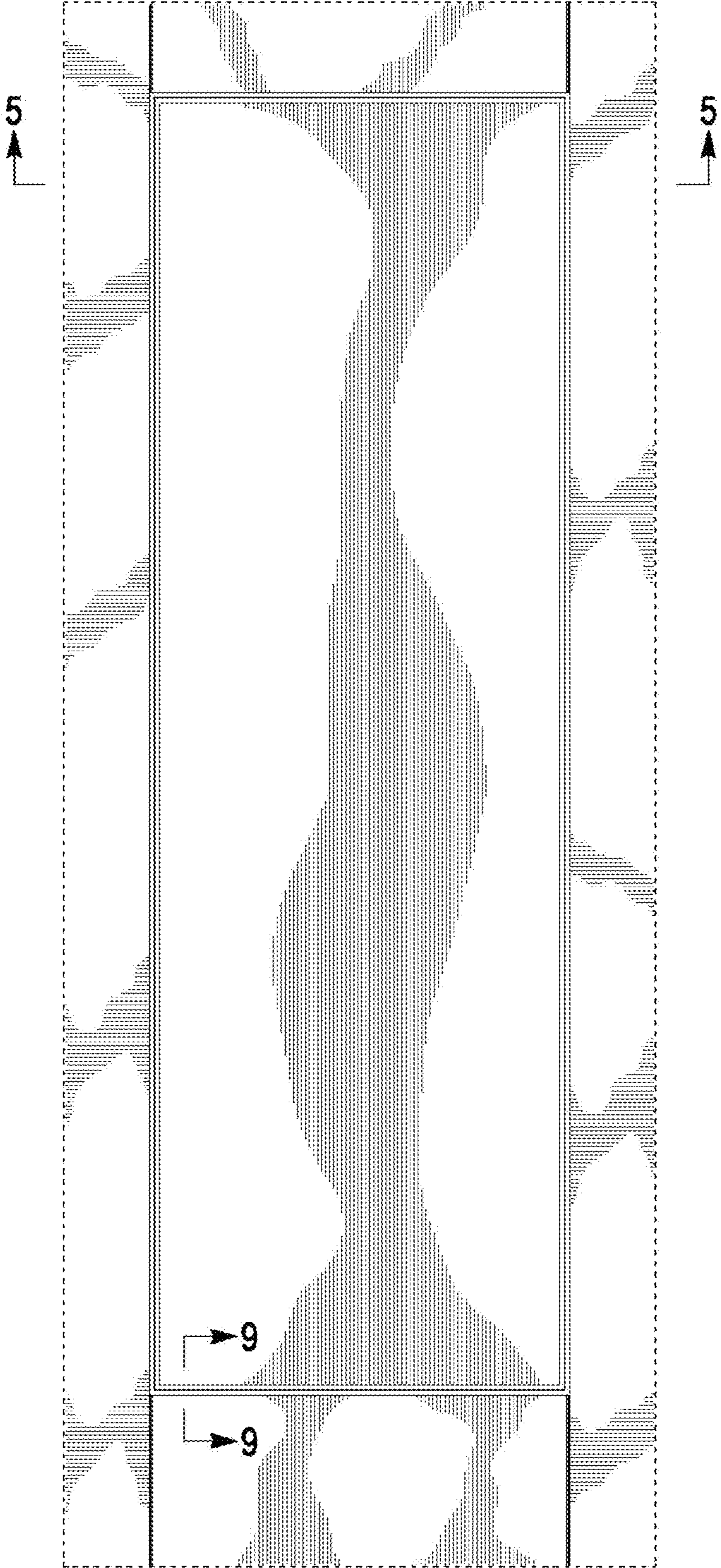


Fig. 1

Fig. 2




Fig. 3

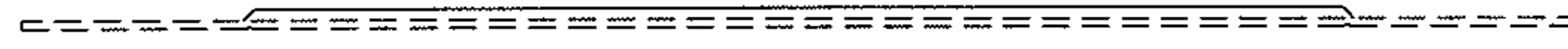


Fig. 4

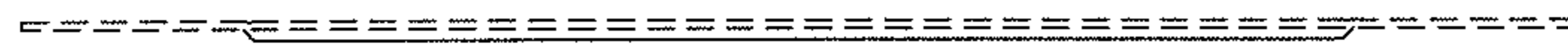


Fig. 5

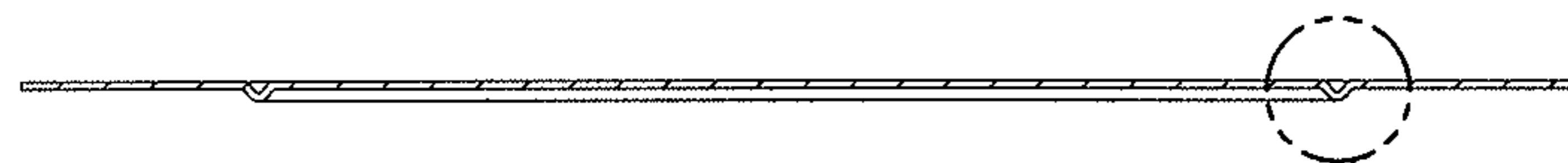


Fig. 6

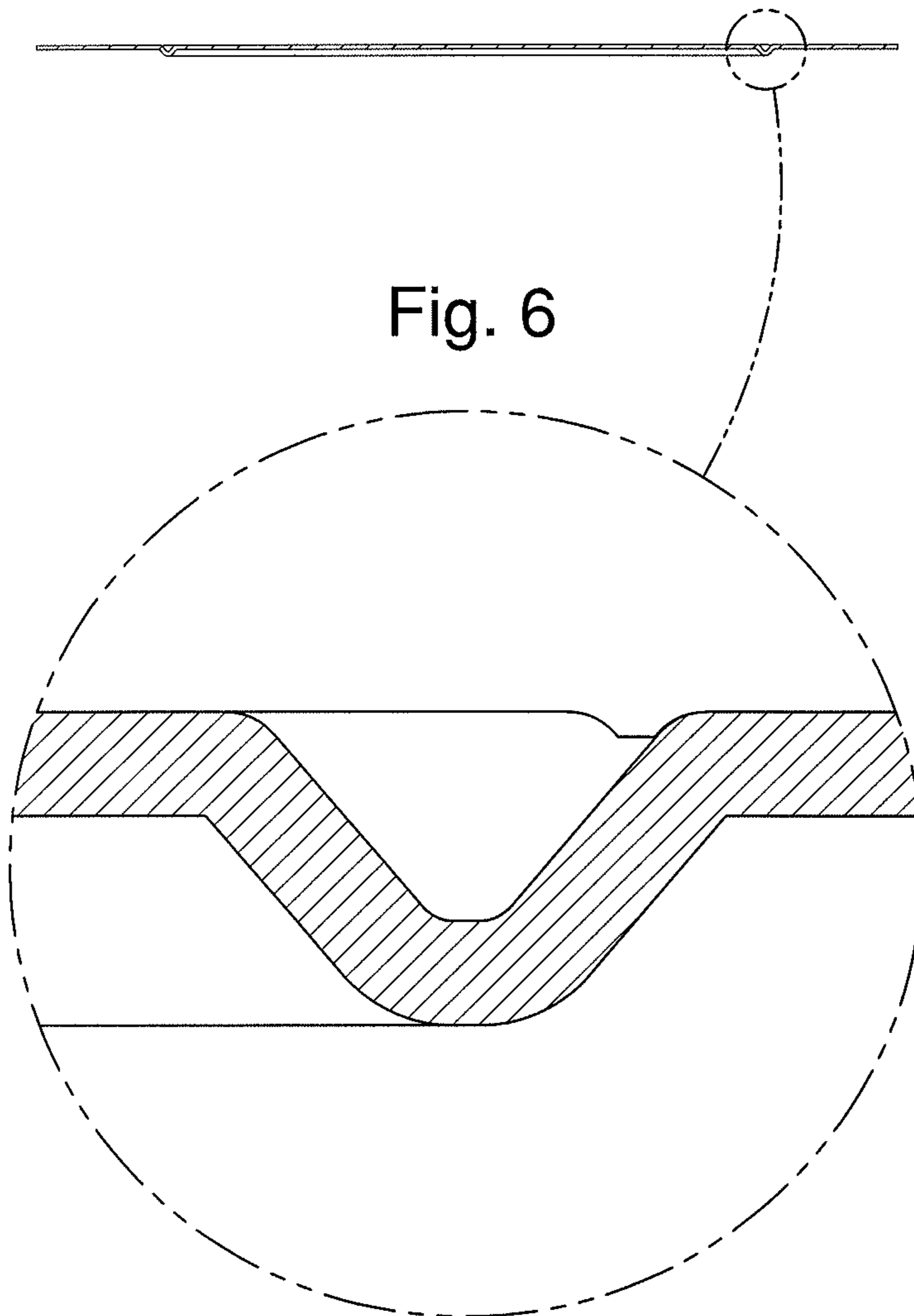


Fig. 7




Fig. 8



Fig. 9

