



US00D692581S

(12) **United States Design Patent**
Walsh

(10) **Patent No.:** **US D692,581 S**
(45) **Date of Patent:** **** Oct. 29, 2013**

(54) **DOOR FACING**

D635,276 S * 3/2011 Turner D25/48.3

(75) Inventor: **Jason M. Walsh**, Batavia, IL (US)

* cited by examiner

(73) Assignee: **Masonite Corporation**, Tampa, FL (US)

Primary Examiner — Doris Clark

(74) *Attorney, Agent, or Firm* — Berenato & White, LLC

(**) Term: **14 Years**

(57) **CLAIM**

(21) Appl. No.: **29/428,408**

The ornamental design for a door facing, as shown and described.

(22) Filed: **Jul. 31, 2012**

DESCRIPTION

Related U.S. Application Data

(63) Continuation of application No. 29/369,899, filed on Sep. 15, 2010, now Pat. No. Des. 664,671.

(51) **LOC (9) Cl.** **25-02**

(52) **U.S. Cl.**
USPC **D25/48.3**

(58) **Field of Classification Search**
USPC D25/48.3, 138; 52/455
See application file for complete search history.

FIG. 1 is a front elevational view of my design;
FIG. 2 is a rear elevational view;
FIG. 3 is a bottom plan view;
FIG. 4 is a top plan view;
FIG. 5 is a cross-sectional view taken along the line 5-5 of FIG. 1;
FIG. 6 is an enlarged fragmentary cross sectional view taken from FIG. 5;
FIG. 7 is a left side elevational view;
FIG. 8 is a right side elevational view; and,
FIG. 9 is a cross-sectional view taken along the line 9-9 of FIG. 1.

The broken lines are for illustrative purposes only and form no part of the claimed design.

(56) **References Cited**

U.S. PATENT DOCUMENTS

D192,073 S * 1/1962 Jackson D25/48.3
D245,263 S * 8/1977 Andresen D25/48.3

1 Claim, 4 Drawing Sheets

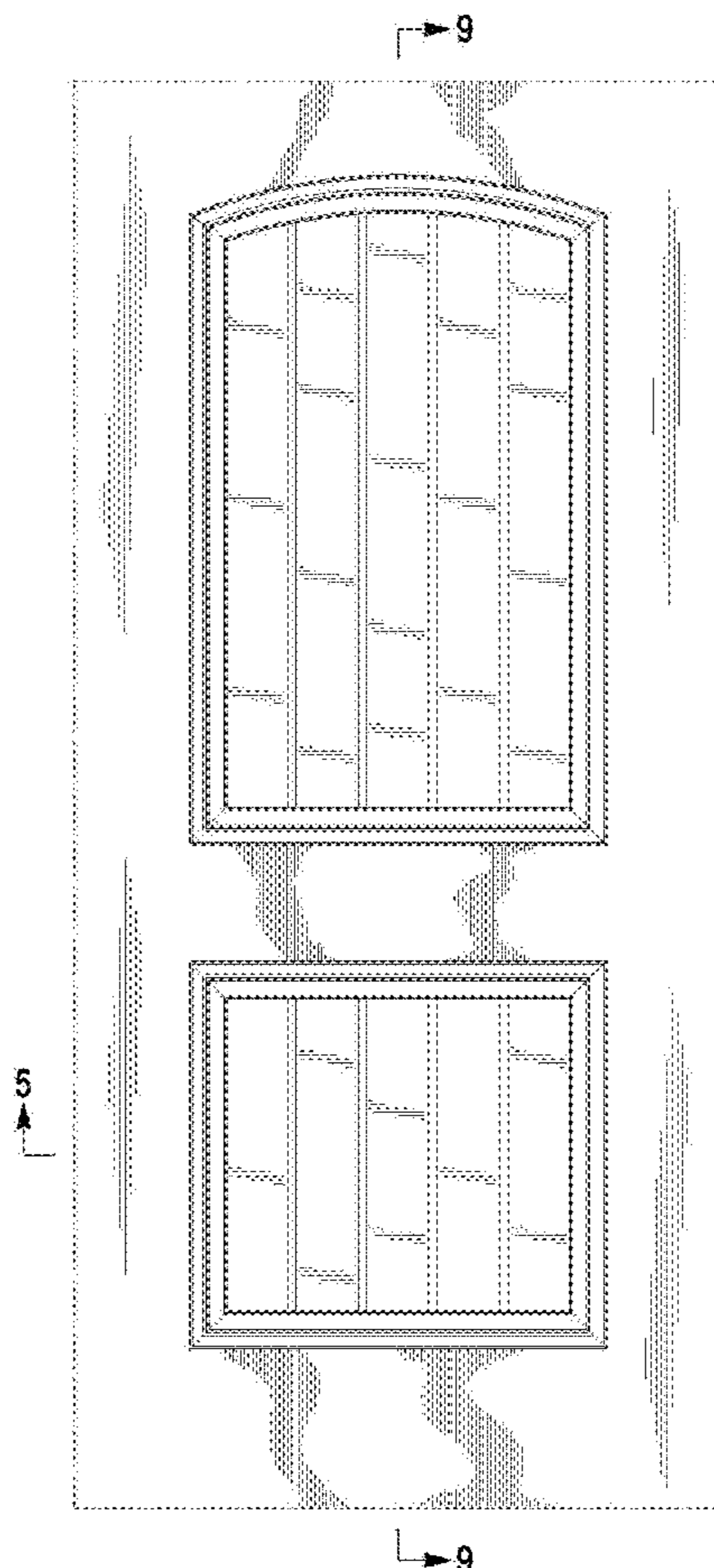


Fig. 1

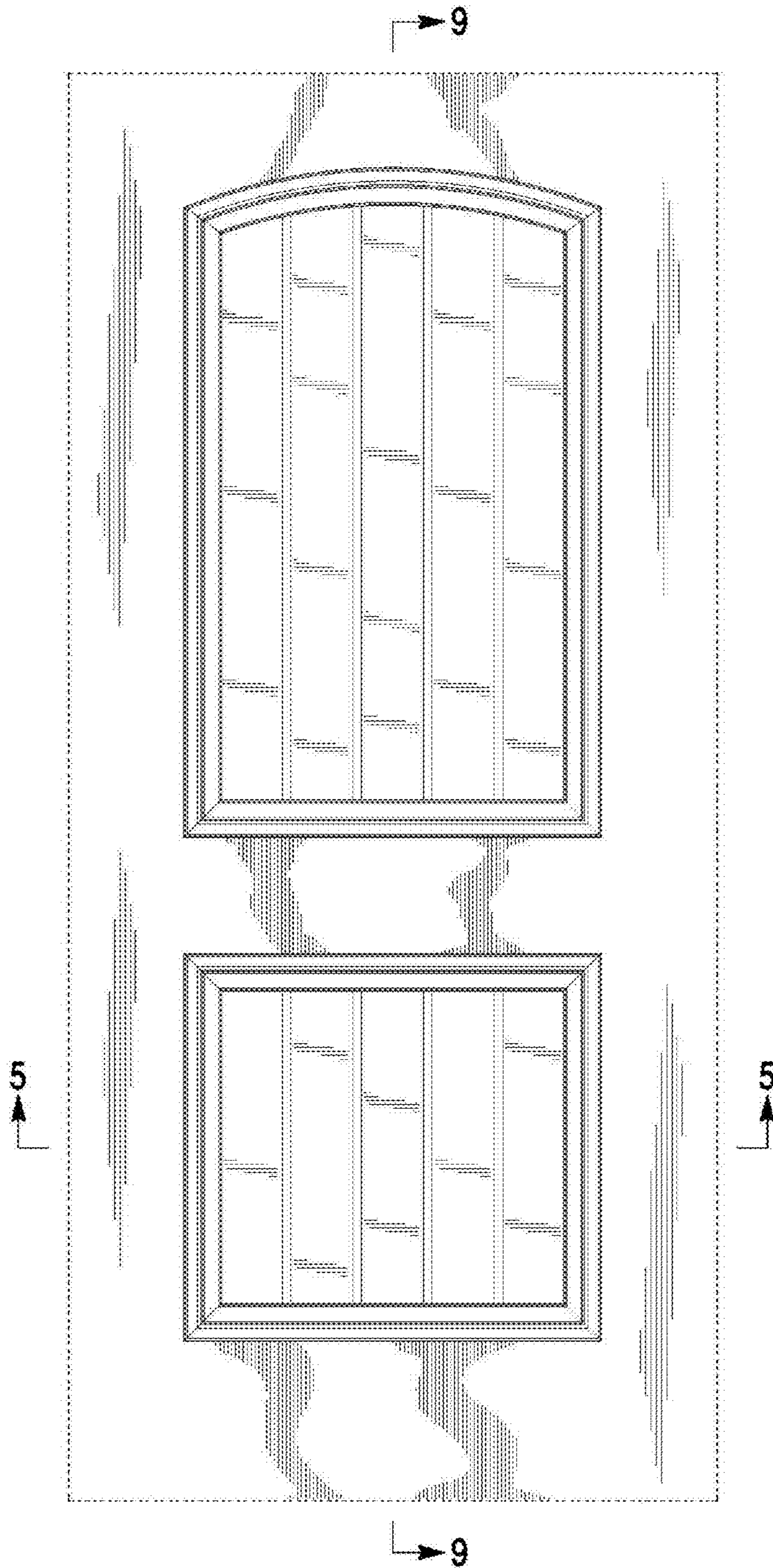


Fig. 2

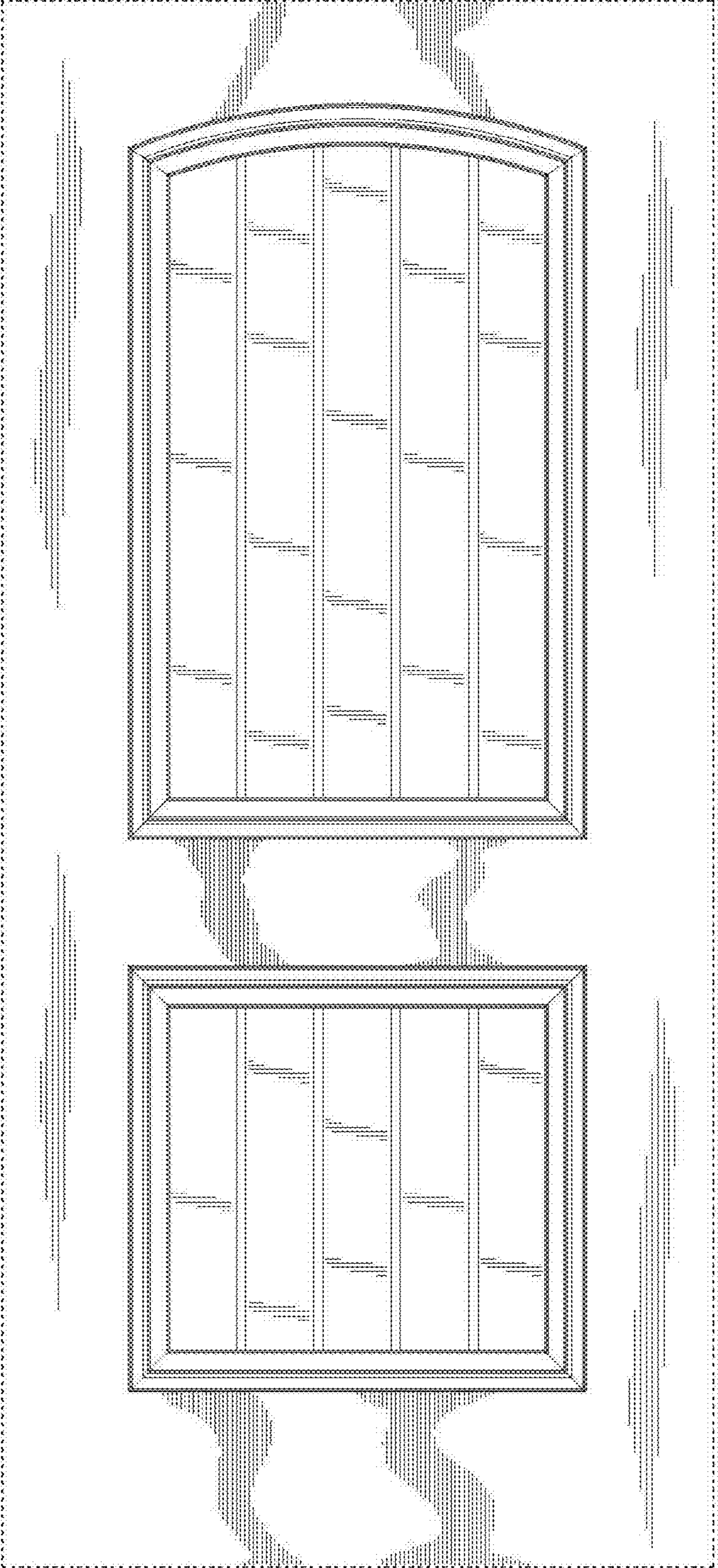


Fig. 3

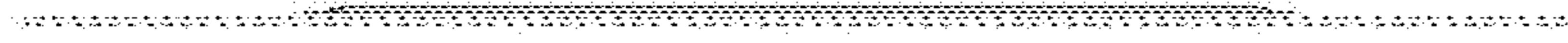


Fig. 4

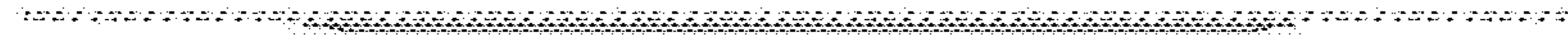


Fig. 5

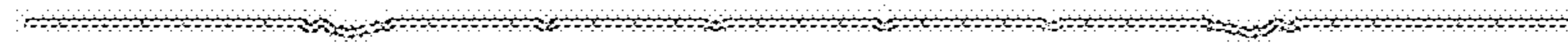


Fig. 6



Fig. 7

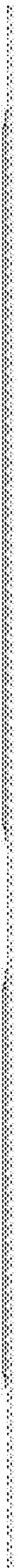


Fig. 8



Fig. 9

