

US00D692576S

(12) **United States Design Patent**
Steinman et al.

(10) **Patent No.:** **US D692,576 S**

(45) **Date of Patent:** **** Oct. 29, 2013**

(54) **DRAPE FOR ORGAN OR TISSUE TRANSPORTER**

(75) Inventors: **Christopher P. Steinman**, Sandy, UT (US); **Jeffrey S. Louis**, Akron, OH (US); **Matthew Copithorne**, Framingham, MA (US); **Brian L. Otts**, Warrior, AL (US); **Peter Demuylder**, Londerzeel (BE)

(73) Assignee: **Lifeline Scientific, Inc.**, Itasca, IL (US)

(**) Term: **14 Years**

(21) Appl. No.: **29/426,749**

(22) Filed: **Jul. 10, 2012**

(51) **LOC (9) Cl.** **24-01**

(52) **U.S. Cl.**
USPC **D24/216**

(58) **Field of Classification Search**
USPC D24/107, 123, 216, 224, 227, 229, D24/230-232; D10/81; 62/78, 457.1, 457.2, 62/457.9; 435/1.1, 1.2, 1.3, 284.1, 307.1; D6/435, 436, 445, 456; 422/500, 547
See application file for complete search history.

(56) **References Cited**

U.S. PATENT DOCUMENTS

D352,116 S * 11/1994 Kienholz D24/227
D470,594 S * 2/2003 Brassil et al. D24/216

D559,993 S * 1/2008 Nagakubo et al. D24/232
D632,563 S * 2/2011 Sitabkhan et al. D9/435
D642,055 S * 7/2011 Schedl et al. D9/435
2008/0249434 A1 * 10/2008 Hashimshony et al. 600/562
2012/0309078 A1 * 12/2012 Anderson et al. 435/284.1

* cited by examiner

Primary Examiner — Anhdao Doan

(74) *Attorney, Agent, or Firm* — Oliff & Berridge, PLC

(57) **CLAIM**

The ornamental design for a drape for an organ or tissue transporter, as shown and described.

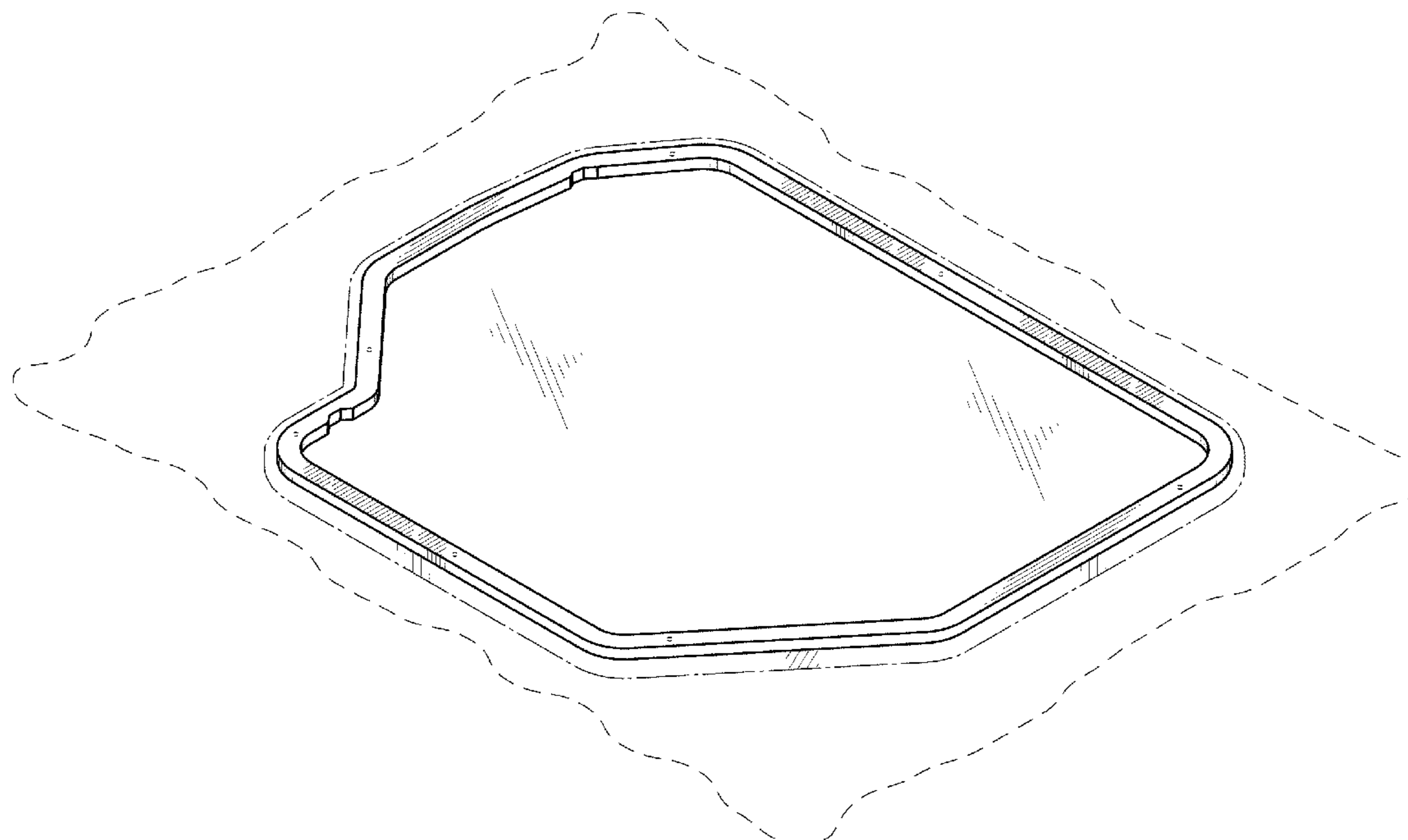
DESCRIPTION

FIG. 1 is a top, front, right-side perspective view of a drape for an organ or tissue transporter;
FIG. 2 is a front view thereof;
FIG. 3 is a top view thereof;
FIG. 4 is a right-side view thereof;
FIG. 5 is a left-side view thereof;
FIG. 6 is a rear view thereof; and,
FIG. 7 is a partial cross-sectional view thereof taken in the direction of arrow 7 in FIG. 3.

The broken lines depict unclaimed portions only and form no part of the claimed design.

The dot-chain lines illustrate an arbitrary boundary between claimed and unclaimed surfaces and form no part of the claimed design.

1 Claim, 3 Drawing Sheets



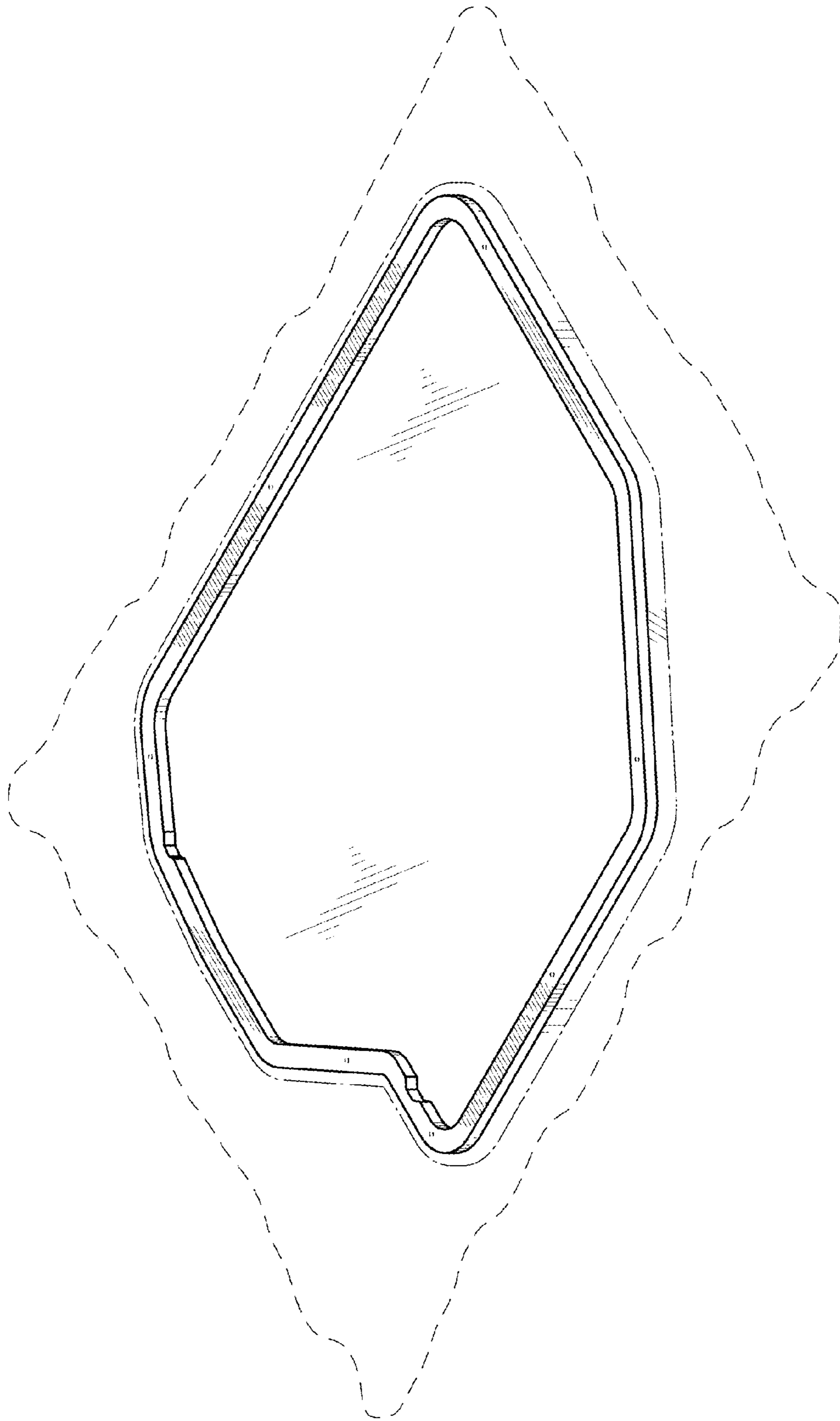
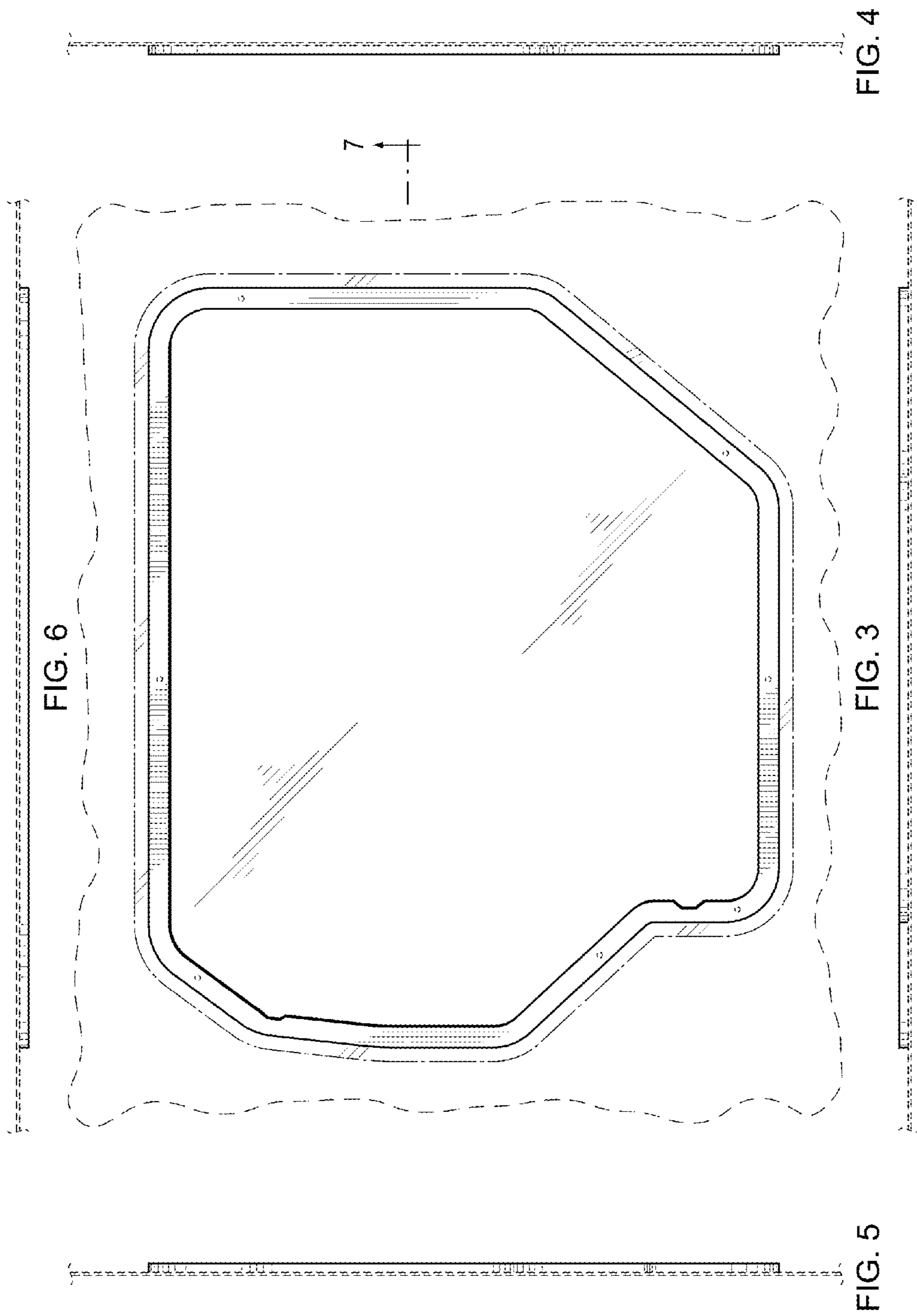


FIG. 1



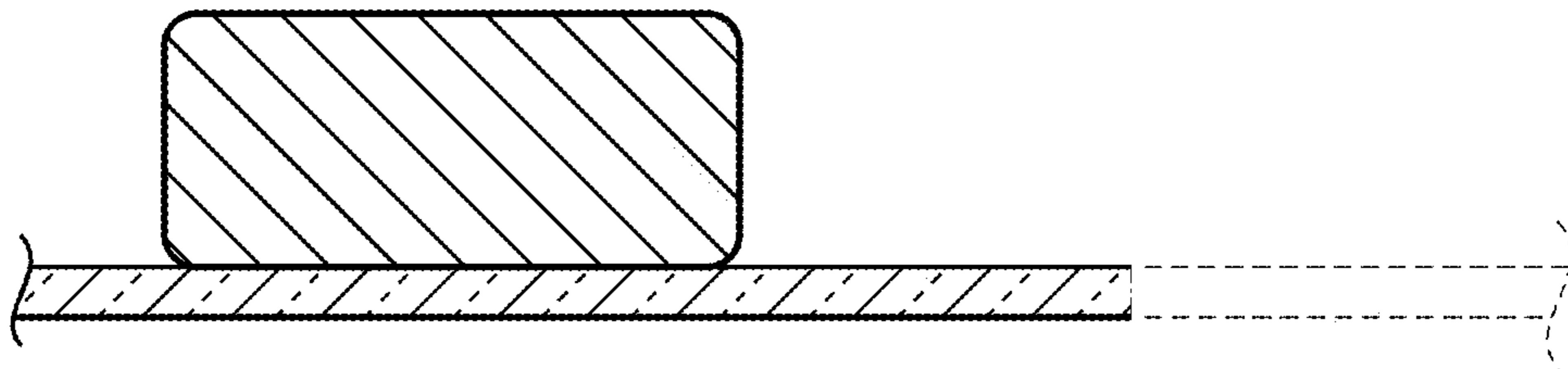


FIG. 7