



US00D692570S

(12) **United States Design Patent**  
**Luzon et al.**

(10) **Patent No.:** **US D692,570 S**  
(45) **Date of Patent:** **\*\* Oct. 29, 2013**

- (54) **IONTOPHORESIS DEVICE**
- (75) Inventors: **Josef Luzon**, Bet Yehoshua (IL); **Martin Gurovich**, Tel Aviv (IL)
- (73) Assignee: **Derma Dream Group Ltd.**, Road Town, Tortola (VG)
- (\*\*) Term: **14 Years**
- (21) Appl. No.: **29/432,312**
- (22) Filed: **Sep. 14, 2012**
- (51) **LOC (9) Cl.** ..... **28-03**
- (52) **U.S. Cl.**  
USPC ..... **D24/215**
- (58) **Field of Classification Search**  
USPC ..... D24/200, 211, 212, 213, 214, 215;  
601/114, 120, 121, 124, 125, 130, 131,  
601/134, 135, 136, 137  
See application file for complete search history.

- D569,523 S \* 5/2008 Hsieh ..... D24/206
- D582,048 S \* 12/2008 Chiu ..... D24/206
- D583,063 S \* 12/2008 Bauer et al. .... D24/215
- D628,304 S \* 11/2010 Aulwes et al. .... D24/214
- D629,118 S \* 12/2010 Yeo ..... D24/214
- D649,657 S \* 11/2011 Petersen et al. .... D24/215
- D665,091 S \* 8/2012 Mistry et al. .... D24/215
- D671,226 S \* 11/2012 Aulwes et al. .... D24/215

\* cited by examiner

*Primary Examiner* — Sandra Snapp  
(74) *Attorney, Agent, or Firm* — Pearl Cohen Zedek Latzer Baratz, LLP

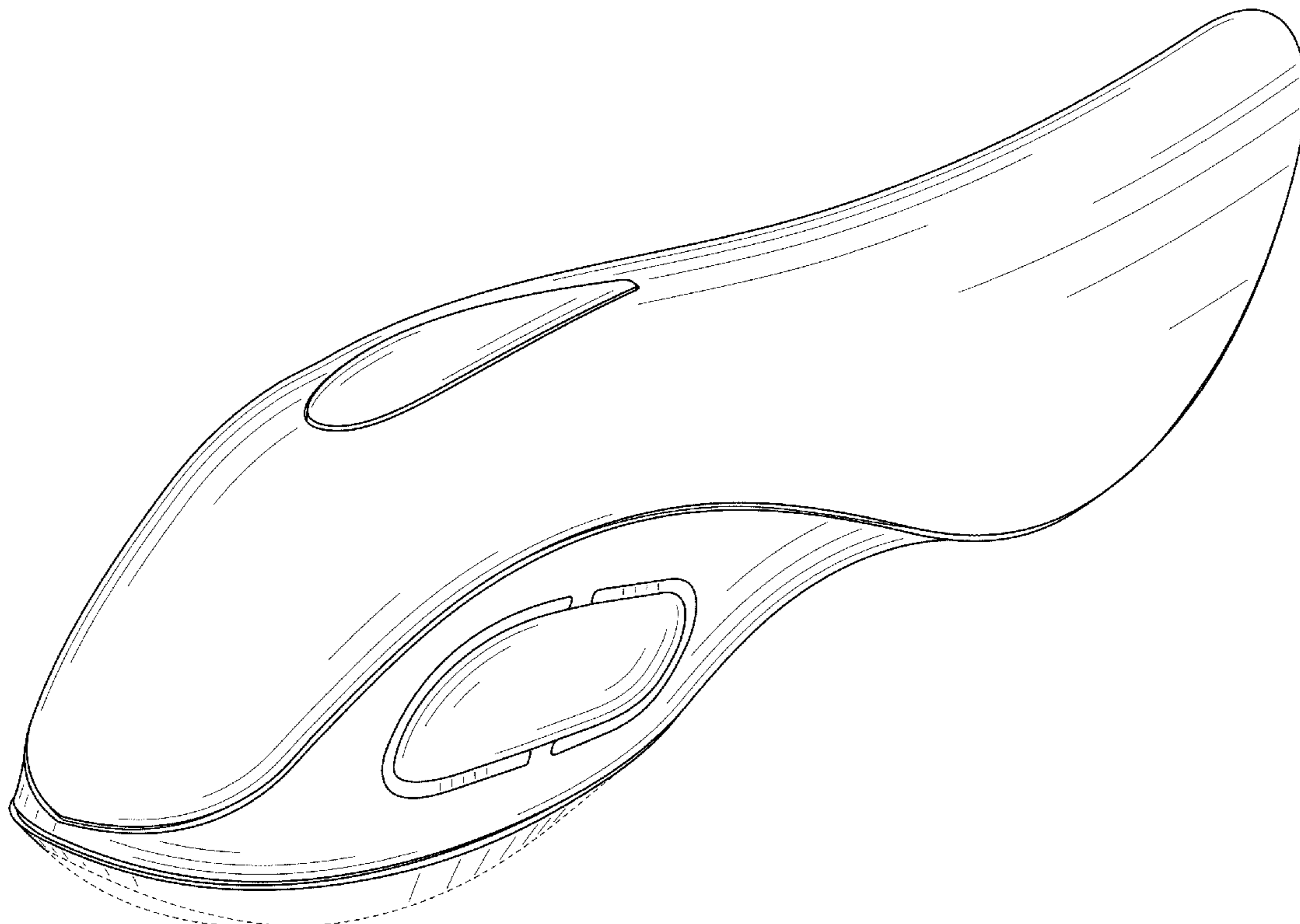
(57) **CLAIM**  
The ornamental design for a iontophoresis device, as shown and described.

**DESCRIPTION**

FIG. 1 is a top, front, right side perspective view of the iontophoresis device;  
FIG. 2 is a front elevational view thereof;  
FIG. 3 is a back elevational view thereof;  
FIG. 4 is a right side elevational view thereof;  
FIG. 5 is a left side elevational view thereof;  
FIG. 6 is a top plan view thereof; and,  
FIG. 7 is a bottom plan view thereof.  
The structure in broken lines forms no part of the claimed design.

**1 Claim, 4 Drawing Sheets**

- (56) **References Cited**  
U.S. PATENT DOCUMENTS  
D263,872 S \* 4/1982 Rakocy et al. .... D24/214  
D323,562 S \* 1/1992 Tsou ..... D24/206  
5,176,130 A \* 1/1993 Kim ..... 601/15  
D474,843 S \* 5/2003 McQueen ..... D24/215  
D561,343 S \* 2/2008 Liang ..... D24/215



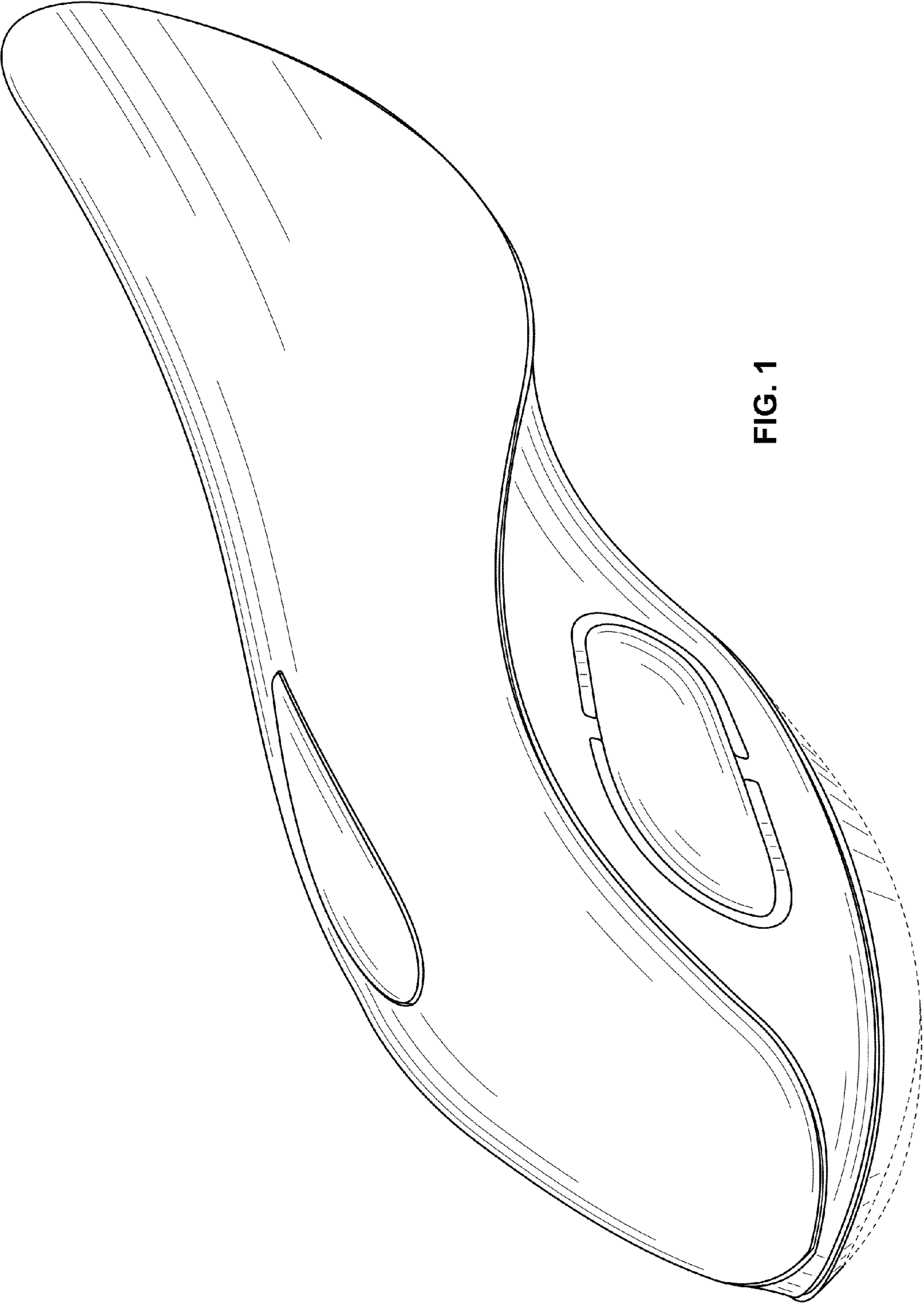


FIG. 1

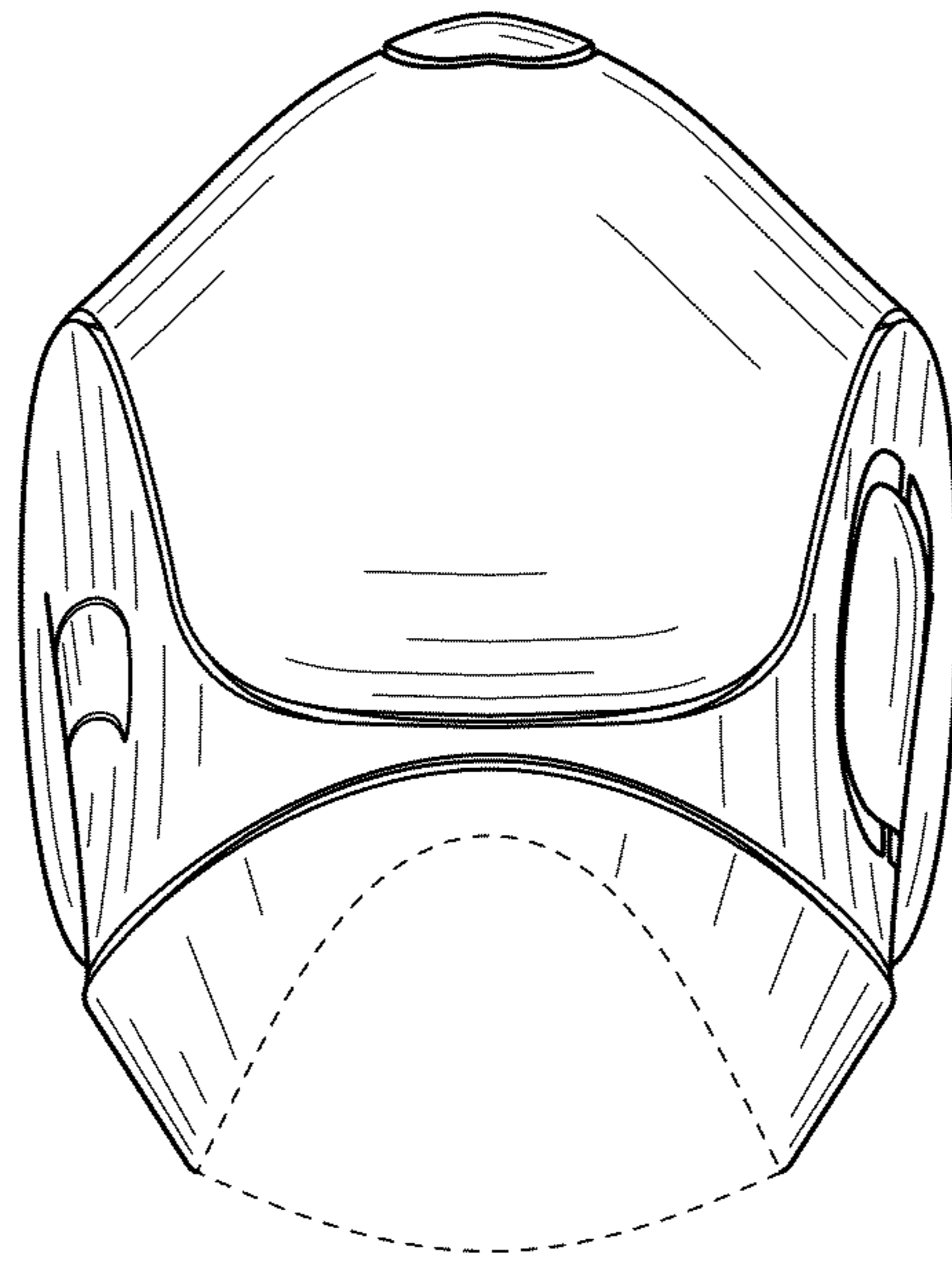


FIG. 2

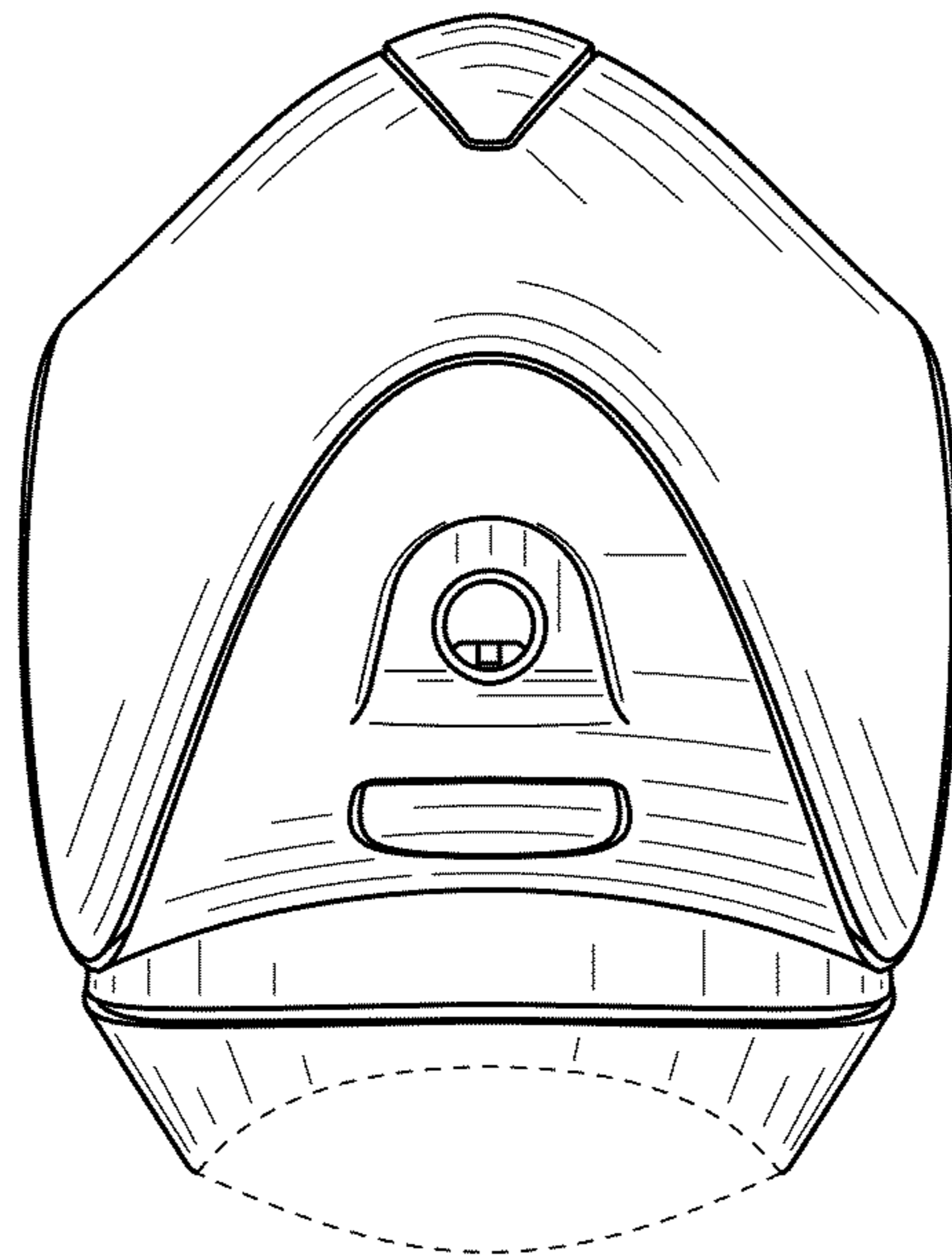


FIG. 3

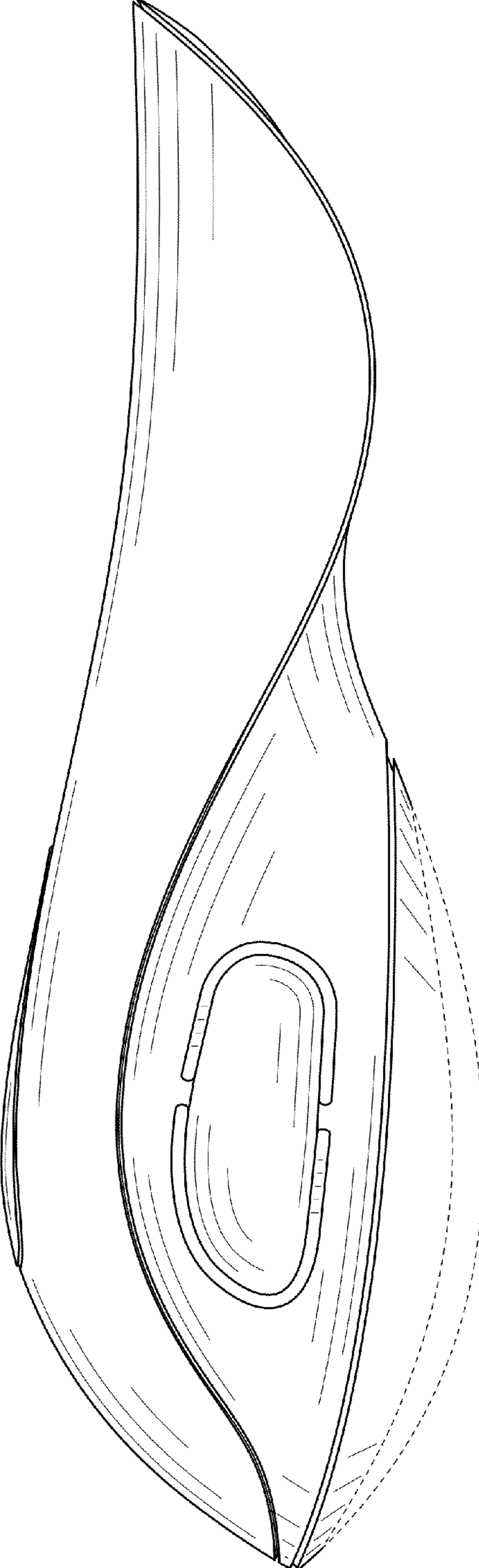


FIG. 4

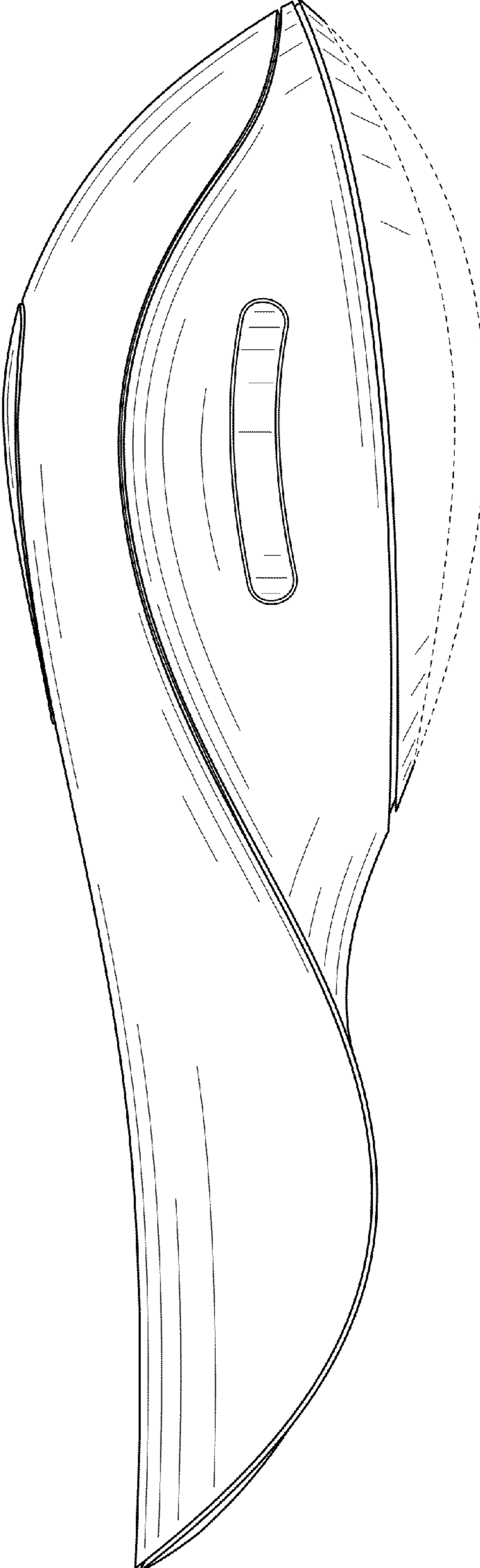


FIG. 5




FIG. 6

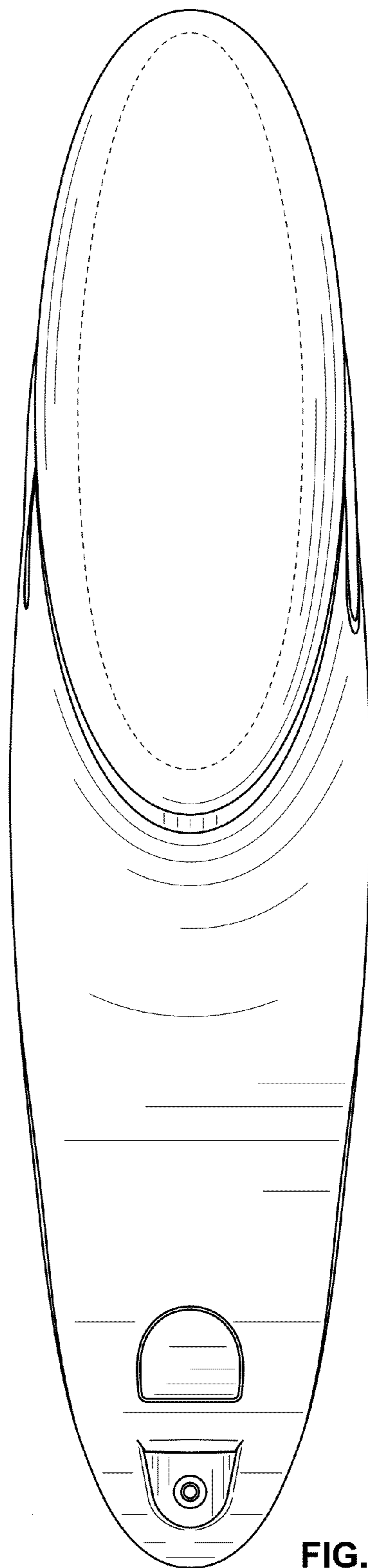


FIG. 7