

US00D692569S

(12) **United States Design Patent**  
**Samurin**

(10) **Patent No.:** **US D692,569 S**  
(45) **Date of Patent:** **\*\* Oct. 29, 2013**

(54) **MESSAGE DEVICE**  
(75) Inventor: **Aleksandr Samurin**, Tallinn (EE)  
(73) Assignee: **Tallinna Kunstkeramika Tehas OU**, Tallinn (EE)  
(\*\*) Term: **14 Years**  
(21) Appl. No.: **29/400,285**  
(22) Filed: **Aug. 25, 2011**  
(30) **Foreign Application Priority Data**  
Feb. 25, 2011 (EM) ..... 001827338-0003  
(51) **LOC (9) Cl.** ..... **28-03**  
(52) **U.S. Cl.**  
USPC ..... **D24/214**  
(58) **Field of Classification Search**  
USPC ..... D24/200, 211–215, 141; 601/27, 28, 601/33, 40, 46, 47, 48, 63, 80, 99, 104, 112, 601/113, 114, 119, 122, 125, 129, 134, 135, 601/137, DIG. 12, DIG. 13, DIG. 14, 601/DIG. 15, DIG. 16, DIG. 17  
See application file for complete search history.

D249,551 S \* 9/1978 Greenawalt ..... D24/211  
D253,373 S \* 11/1979 Celeste ..... D24/212  
D256,503 S \* 8/1980 Moustakas ..... D24/212  
D256,841 S \* 9/1980 Corbett et al. .... D24/211  
4,378,007 A \* 3/1983 Kachadourian ..... 601/121  
D271,051 S \* 10/1983 McCoy et al. .... D24/211  
D274,649 S \* 7/1984 Shiu ..... D24/212  
D279,406 S \* 6/1985 Shiu ..... D24/211  
D281,816 S \* 12/1985 Conn et al. .... D24/211  
D285,117 S \* 8/1986 Snyder ..... D24/211  
D337,827 S \* 7/1993 Seng ..... D24/211  
D357,952 S \* 5/1995 Chen ..... D21/684  
5,411,470 A \* 5/1995 Liptak et al. .... 601/118  
D361,132 S \* 8/1995 Lee ..... D24/200  
D371,202 S \* 6/1996 Zajas et al. .... D24/211  
D399,569 S \* 10/1998 Wier et al. .... D24/212  
6,200,283 B1 \* 3/2001 Groen ..... 601/136  
D446,584 S \* 8/2001 Chen ..... D24/211  
D475,464 S \* 6/2003 Chen ..... D24/211  
D477,414 S \* 7/2003 Chen ..... D24/211  
D573,262 S \* 7/2008 Soucy ..... D24/211  
D643,540 S \* 8/2011 Jian et al. .... D24/211  
D648,034 S \* 11/2011 Rice ..... D24/215

\* cited by examiner

*Primary Examiner* — Sandra Snapp  
(74) *Attorney, Agent, or Firm* — Rader, Fishman & Grauer, PLLC

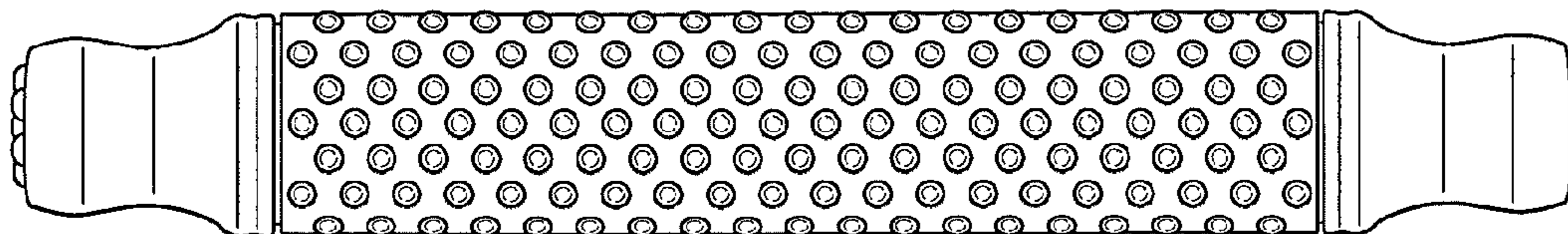
(57) **CLAIM**  
The ornamental design for a message device, as shown and described.

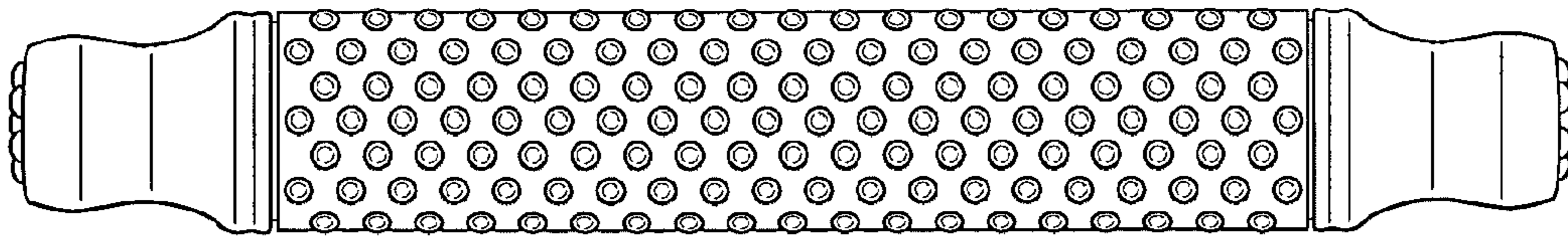
**DESCRIPTION**

FIG. 1 is an elevational view of a message device in accordance with an embodiment of the claimed design; and, FIG. 2 is an enlarged perspective end view of the right end of the message device of FIG. 1, the left end being a mirror image thereof.

**1 Claim, 2 Drawing Sheets**

(56) **References Cited**  
U.S. PATENT DOCUMENTS  
1,722,866 A \* 7/1929 Snyder ..... 601/121  
D101,862 S \* 11/1936 Fehn et al. .... D24/212  
D119,035 S \* 2/1940 Lindren ..... D24/212  
D149,700 S \* 5/1948 Sky ..... D24/211  
D152,951 S \* 3/1949 Eldredge ..... D24/212  
D177,529 S \* 4/1956 McDermott ..... D24/212  
3,067,738 A \* 12/1962 Karlik ..... 601/120  
3,662,748 A \* 5/1972 Thurman ..... 601/121  
D243,557 S \* 3/1977 Kientz ..... D24/212  
4,109,649 A \* 8/1978 Iyomasa ..... 601/121





*FIG. 1*

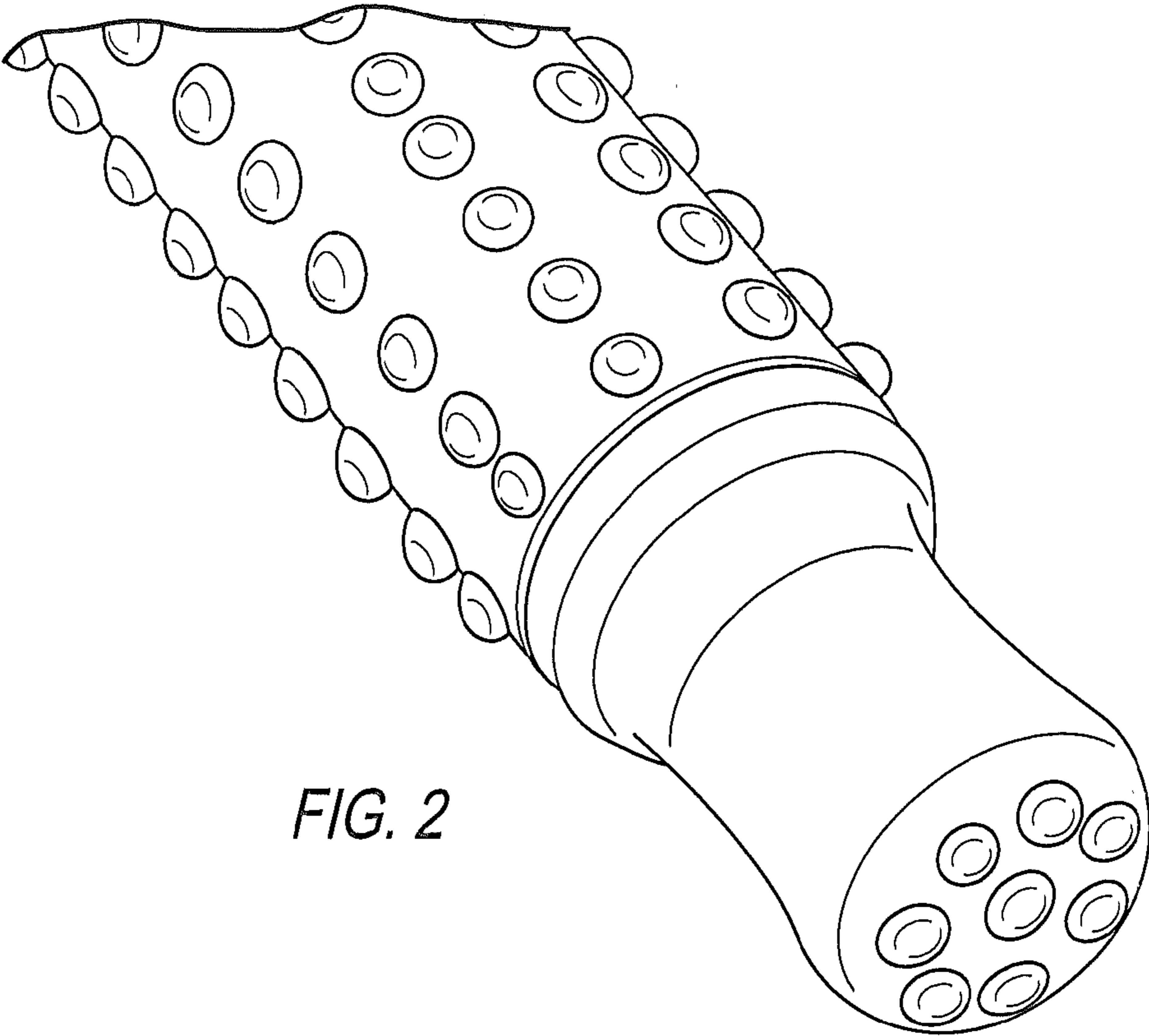


FIG. 2