



US00D692568S

(12) **United States Design Patent**  
**Chiang et al.**

(10) **Patent No.:** **US D692,568 S**  
(45) **Date of Patent:** **\*\* Oct. 29, 2013**

- (54) **CERVICAL COLLAR**
- (71) Applicant: **Plus Meditech Co., Ltd.**, Tainan (TW)
- (72) Inventors: **Yueh-Hua Chiang**, Taipei (TW);  
**Chien-Min Fang**, Taipei (TW); **Fu-Lin Chuang**, Taipei (TW)
- (73) Assignee: **Plus Meditech Co., Ltd.**, Tainan (TW)
- (\*\*) Term: **14 Years**
- (21) Appl. No.: **29/446,533**
- (22) Filed: **Feb. 25, 2013**
- (51) **LOC (9) Cl.** ..... **24-01**
- (52) **U.S. Cl.**  
USPC ..... **D24/191**
- (58) **Field of Classification Search**  
USPC ..... D24/188–191, 200, 206; D29/100,  
D29/101.2, 101.3, 113, 121.1, 121.2;  
D2/602, 605, 610, 624, 627, 829, 853,  
D2/856, 860; 602/1, 2, 5, 6, 14, 18, 19, 20,  
602/26, 36, 75, 76, 901; 128/876, 878–881,  
128/892, DIG. 15, DIG. 23; 2/91, 207, 462,  
2/916  
  
See application file for complete search history.

(56) **References Cited**

U.S. PATENT DOCUMENTS

3,306,284	A *	2/1967	McKinley	.....	602/18
3,313,297	A *	4/1967	Applegate et al.	.....	602/18
D248,872	S *	8/1978	Thomas	.....	D24/191
4,520,801	A *	6/1985	Lerman	.....	602/18
4,712,540	A *	12/1987	Tucker et al.	.....	602/18
4,745,922	A *	5/1988	Taylor	.....	607/104
4,827,915	A *	5/1989	Gorsen	.....	602/18
5,010,877	A *	4/1991	Druskoczi	.....	602/18
5,038,759	A *	8/1991	Morgenstern	.....	602/18
5,097,824	A *	3/1992	Garth	.....	602/18

5,180,361	A *	1/1993	Moore et al.	.....	602/18
5,215,517	A *	6/1993	Stevenson et al.	.....	602/18
5,230,698	A *	7/1993	Garth	.....	602/18
RE34,714	E *	8/1994	Burns et al.	.....	602/18
D365,398	S *	12/1995	Maynard	.....	D24/191
RE35,290	E *	7/1996	Druskoczi	.....	602/18
5,632,722	A *	5/1997	Tweardy et al.	.....	602/18
5,688,229	A *	11/1997	Bauer	.....	602/18
6,071,255	A *	6/2000	Calabrese	.....	602/18
6,254,560	B1 *	7/2001	Tweardy et al.	.....	602/18
6,872,188	B2 *	3/2005	Caille et al.	.....	602/18
7,090,653	B2 *	8/2006	Moeller	.....	602/18
D542,919	S *	5/2007	Leatt	.....	D24/191
D552,742	S *	10/2007	Leatt	.....	D24/191
D592,310	S *	5/2009	Leatt et al.	.....	D24/191
D605,300	S *	12/2009	Mazzarolo et al.	.....	D24/191
7,846,118	B2 *	12/2010	Sandhu	.....	602/18
D631,167	S *	1/2011	Leatt et al.	.....	D24/191

(Continued)

Primary Examiner — Susan E Krakower

(74) *Attorney, Agent, or Firm* — WPAT, P.C.; Anthony King

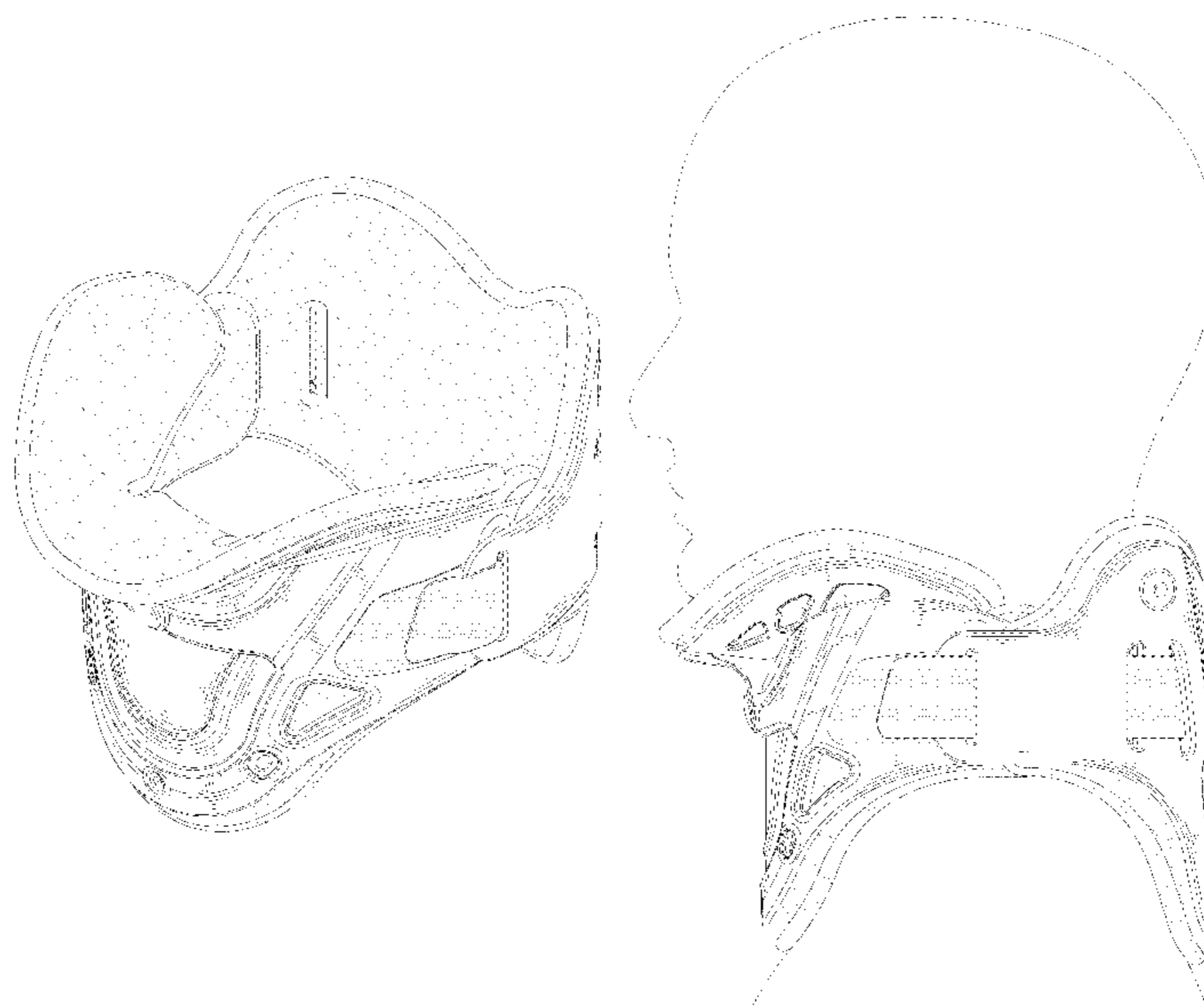
(57) **CLAIM**

The ornamental design for a cervical collar, as shown and described.

**DESCRIPTION**

FIG. 1 is a front and right side perspective view of a cervical collar showing our new design;  
 FIG. 2 is a front view thereof;  
 FIG. 3 is a rear view thereof;  
 FIG. 4 is a left side view thereof;  
 FIG. 5 is a right side view thereof;  
 FIG. 6 is a top view thereof;  
 FIG. 7 is a bottom view thereof;  
 FIG. 8 is a bottom and left side perspective view thereof; and,  
 FIG. 9 is a right side view thereof, shown in condition of use. The broken lines showing a person in FIG. 9 illustrate environmental structure and form no part of the claimed design.

**1 Claim, 9 Drawing Sheets**



# US D692,568 S

Page 2

---

(56)

## References Cited

### U.S. PATENT DOCUMENTS

			D666,302 S *	8/2012	Joseph .....	D24/191
			2004/0176713 A1 *	9/2004	Garth et al. ....	602/18
			2005/0101896 A1 *	5/2005	Calabrese .....	602/18
7,883,485	B2 *	2/2011	Moening et al. ....			602/18
8,038,636	B2 *	10/2011	Thorgilsdottir et al. ....			602/18

\* cited by examiner

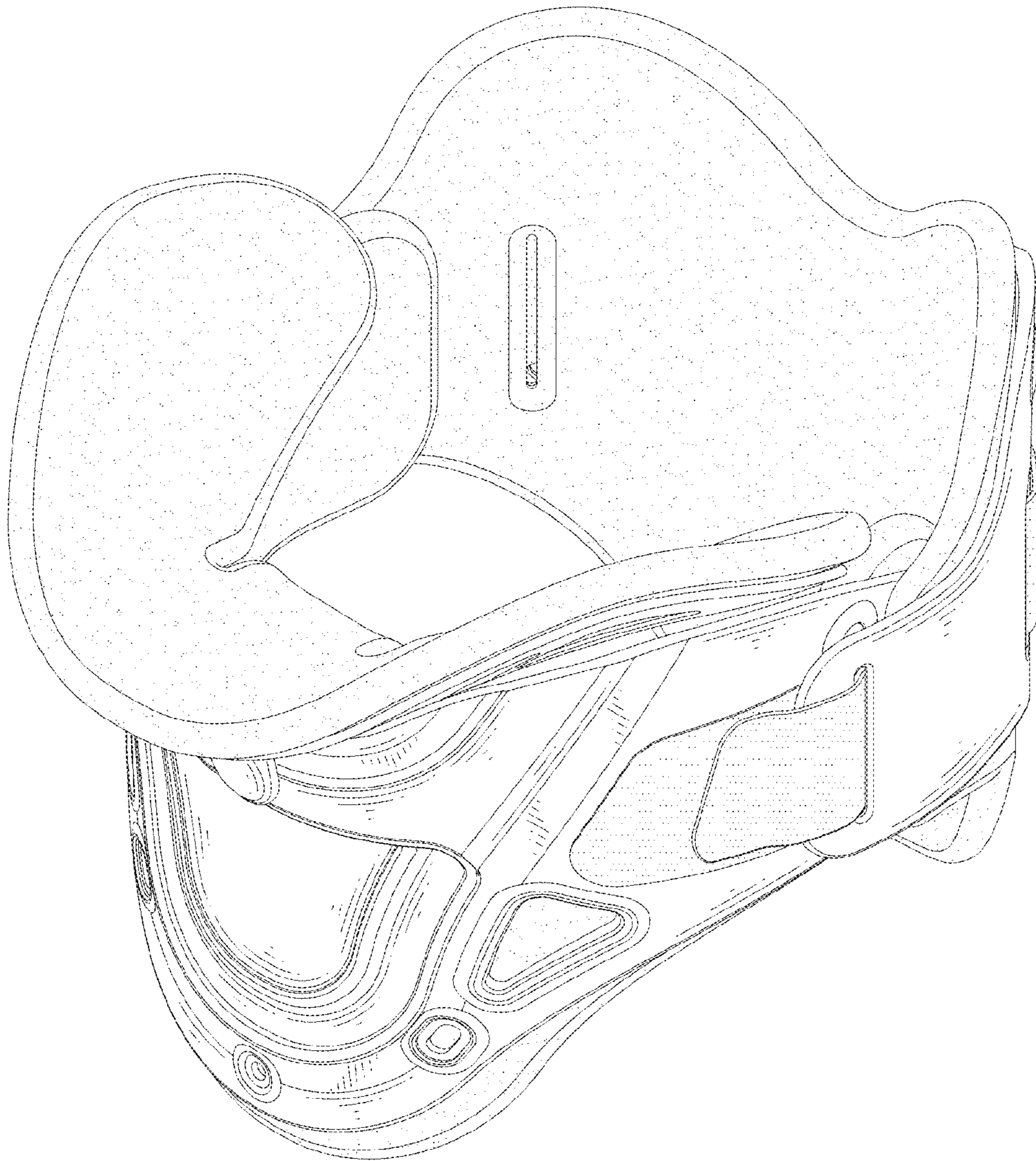


FIG.1

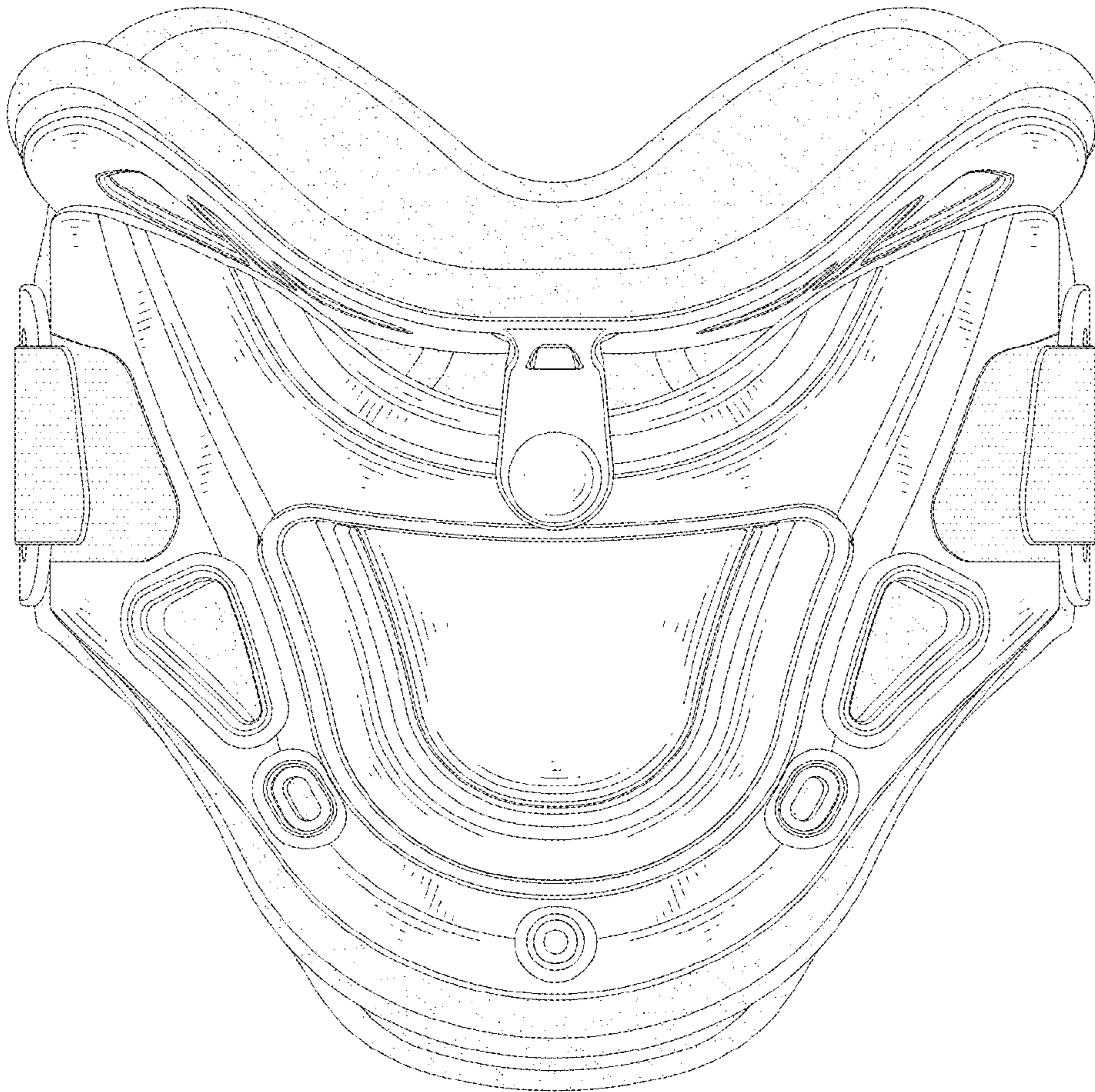


FIG.2

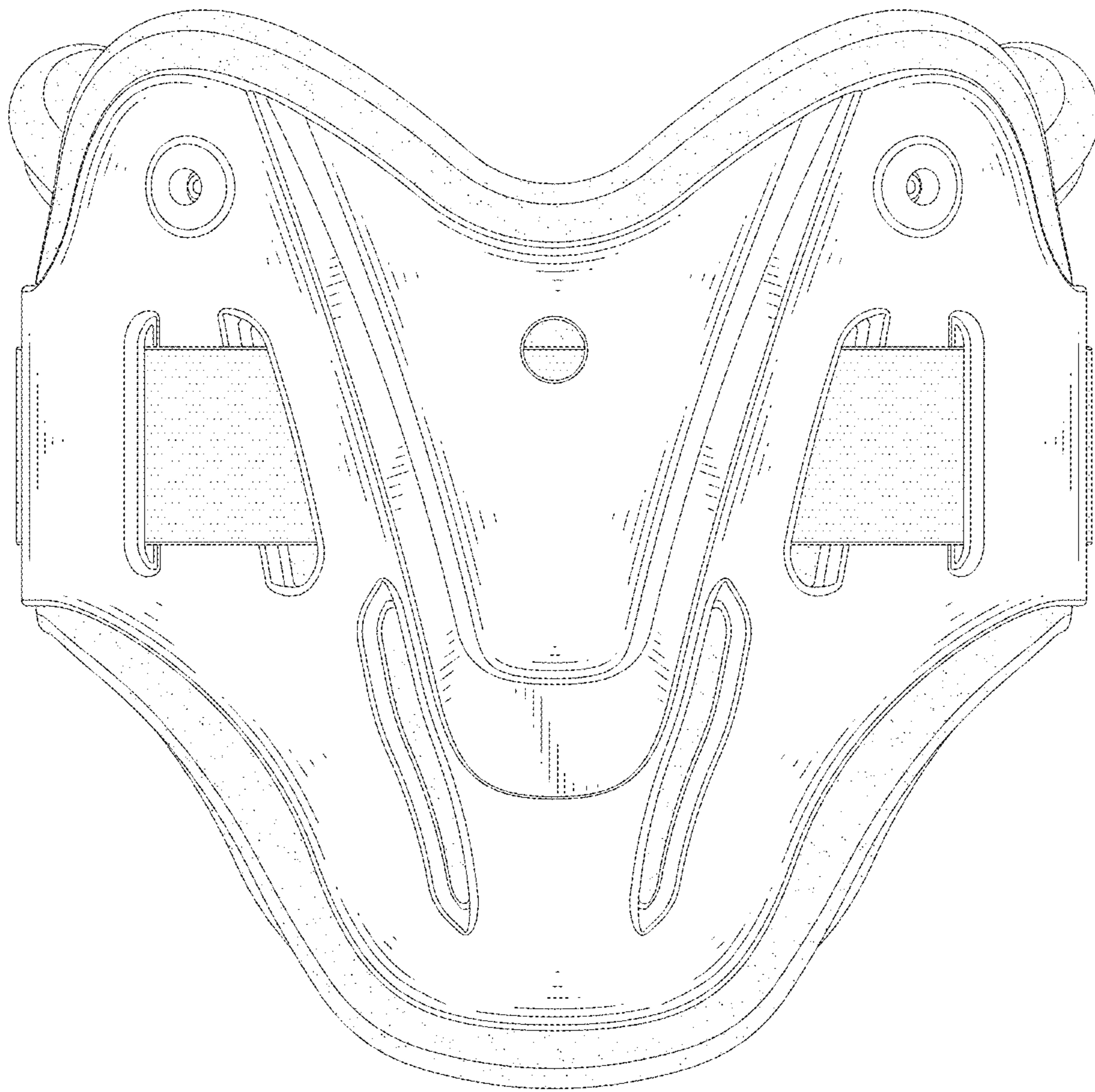


FIG.3

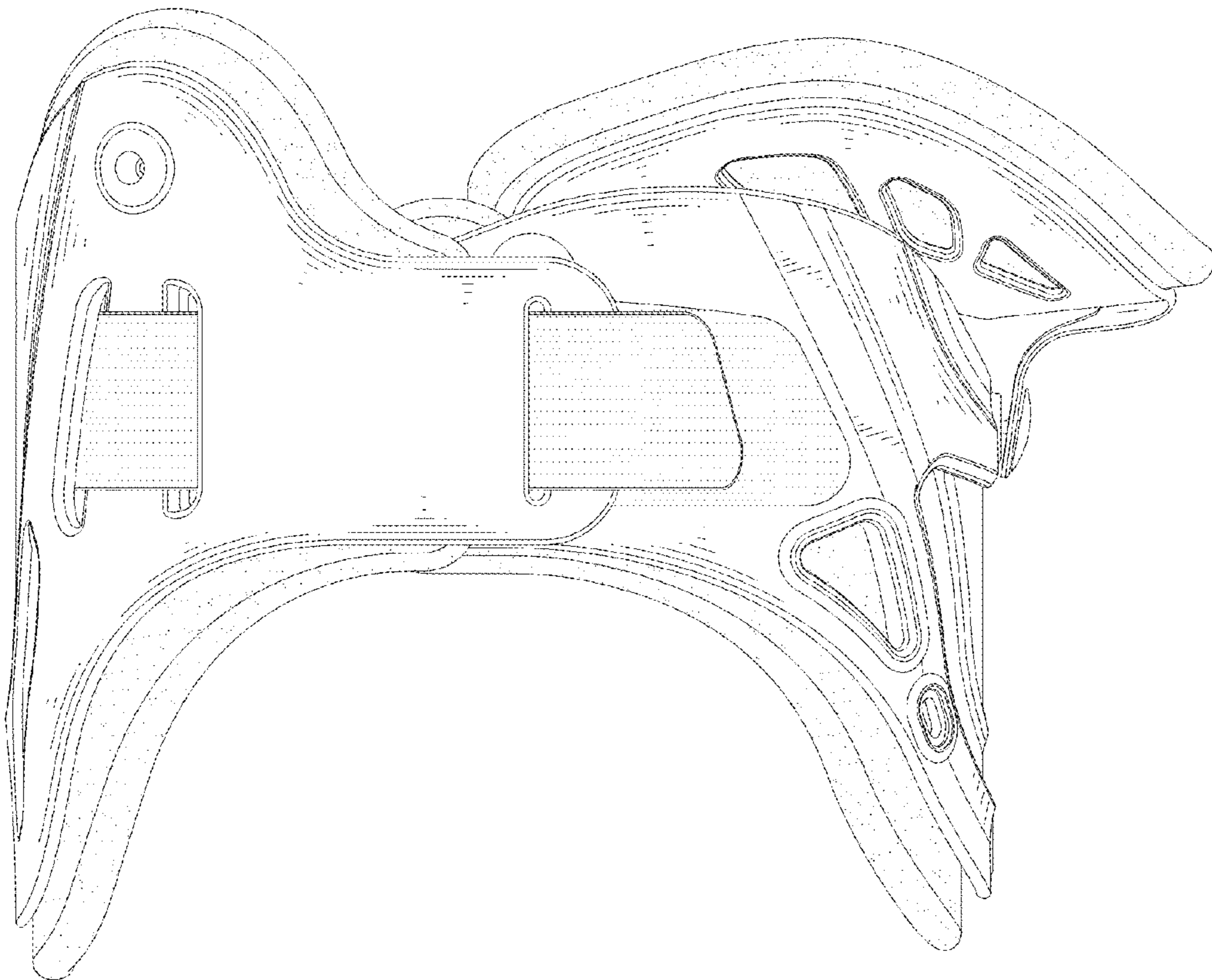


FIG.4

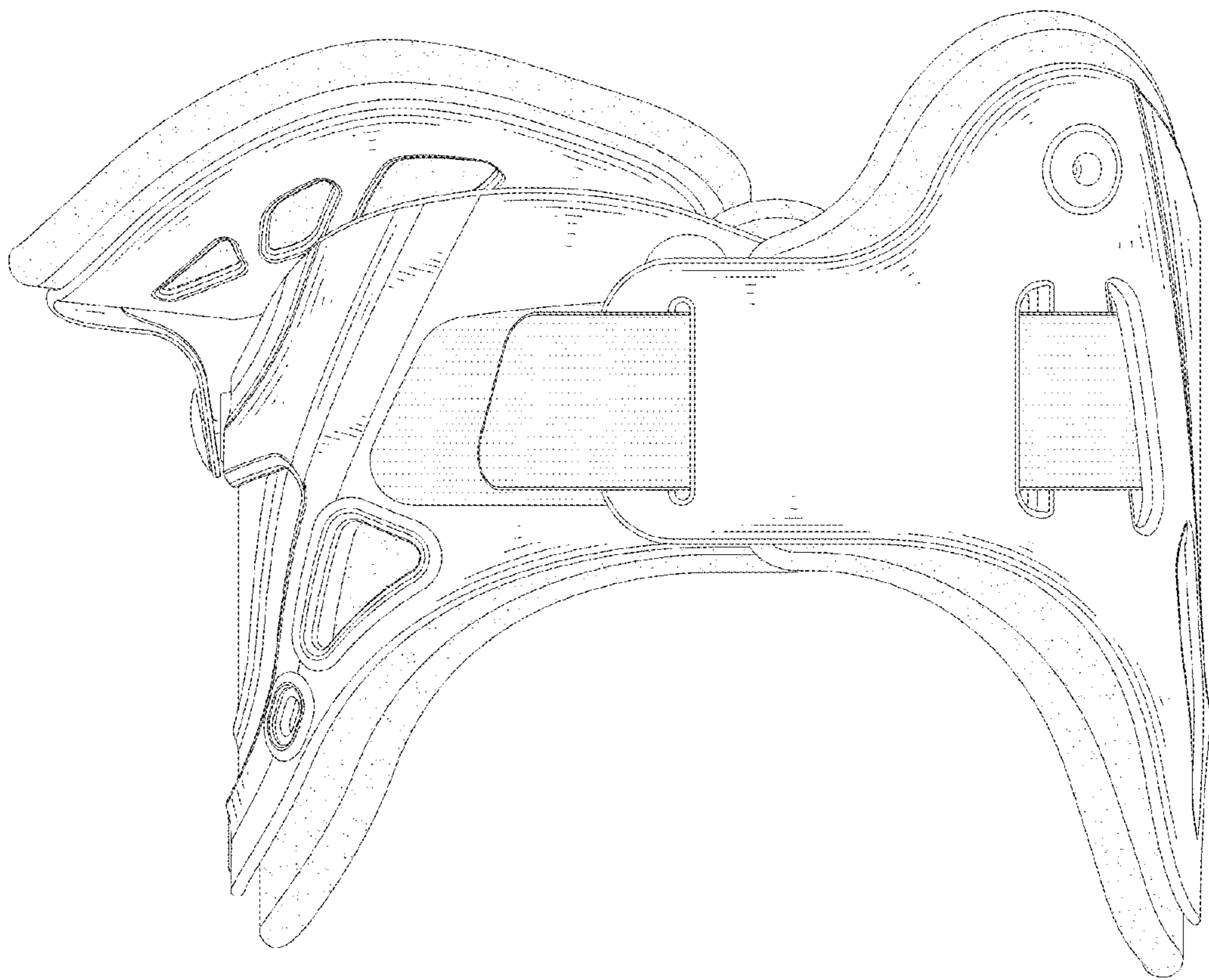


FIG.5




FIG.6



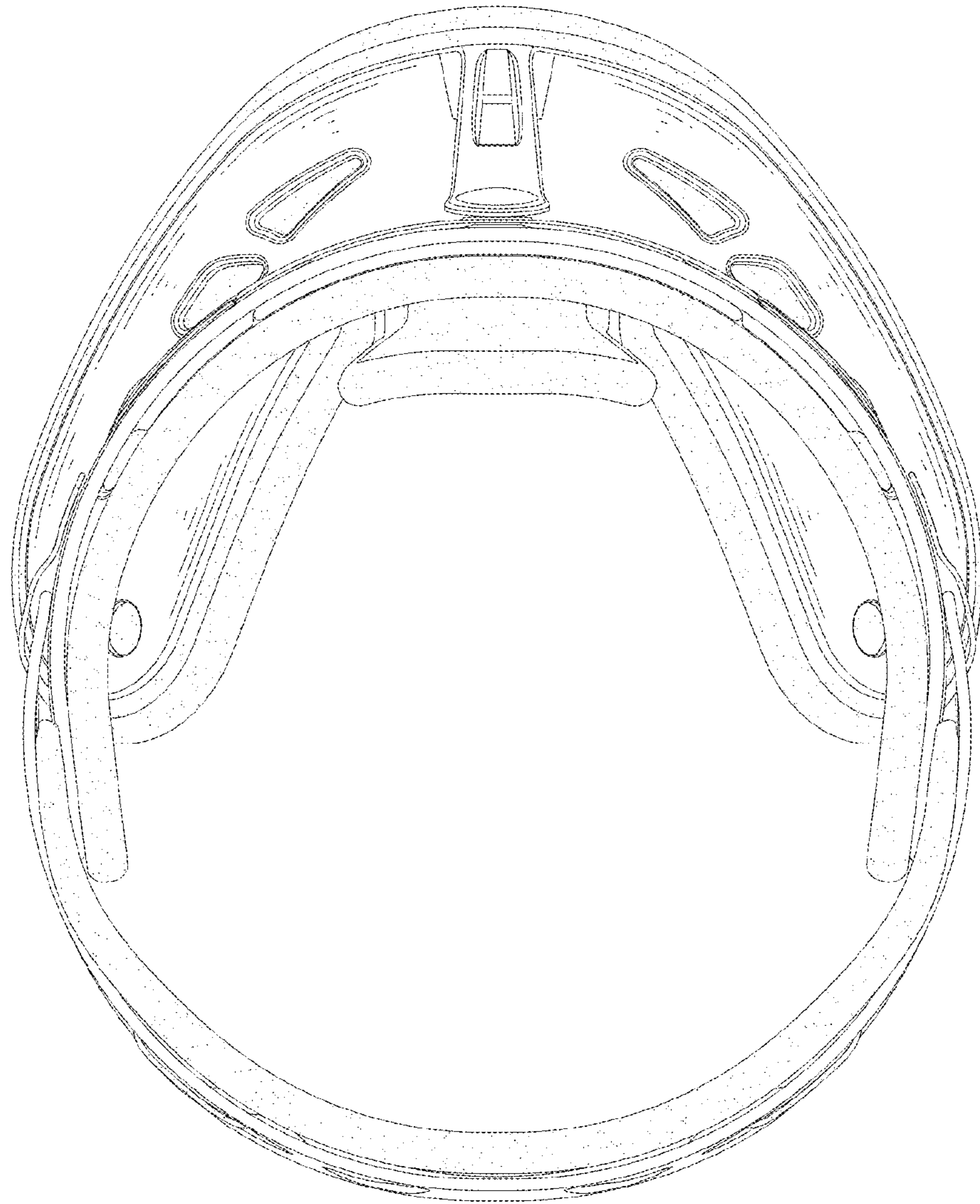


FIG.7

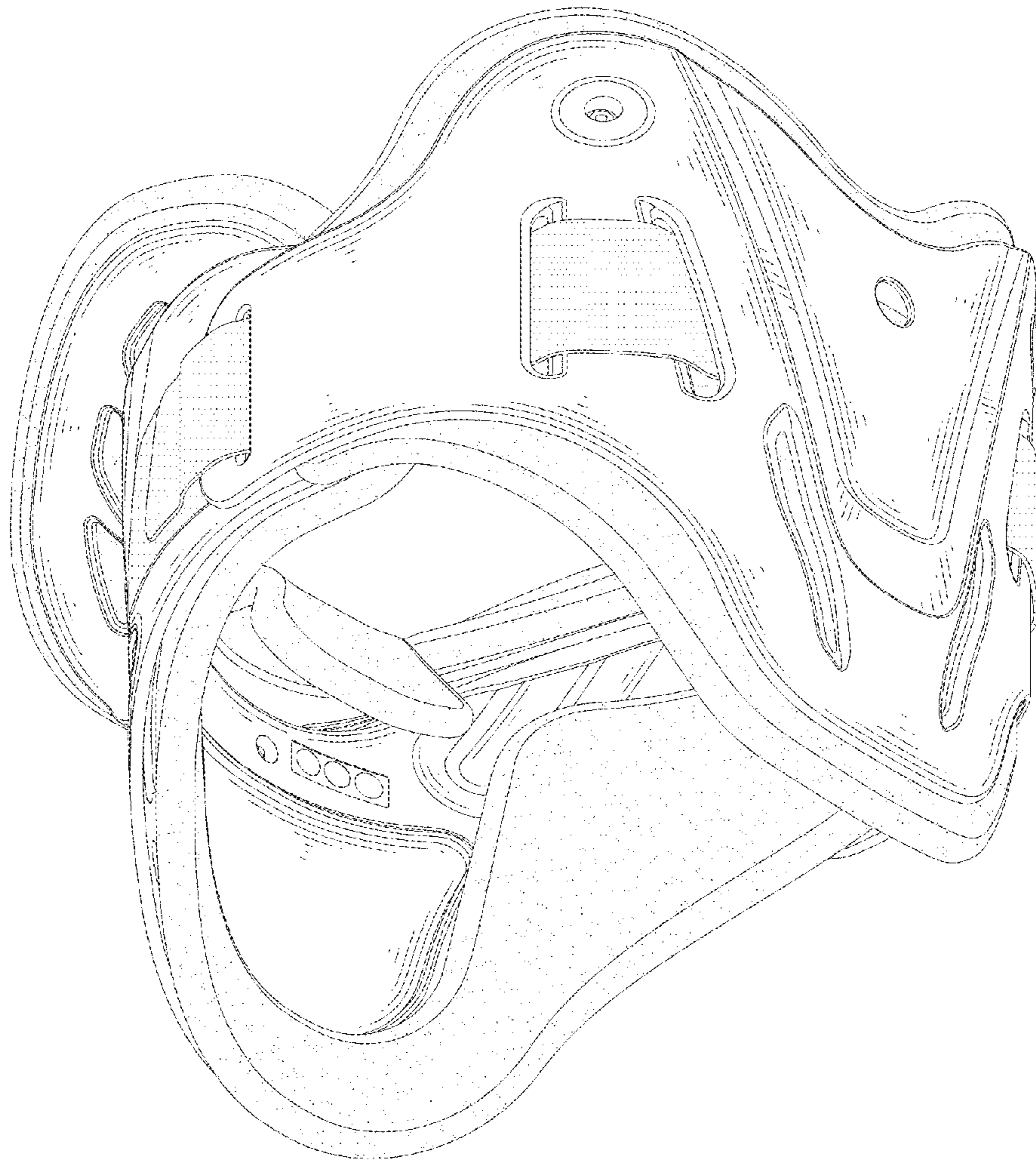


FIG.8

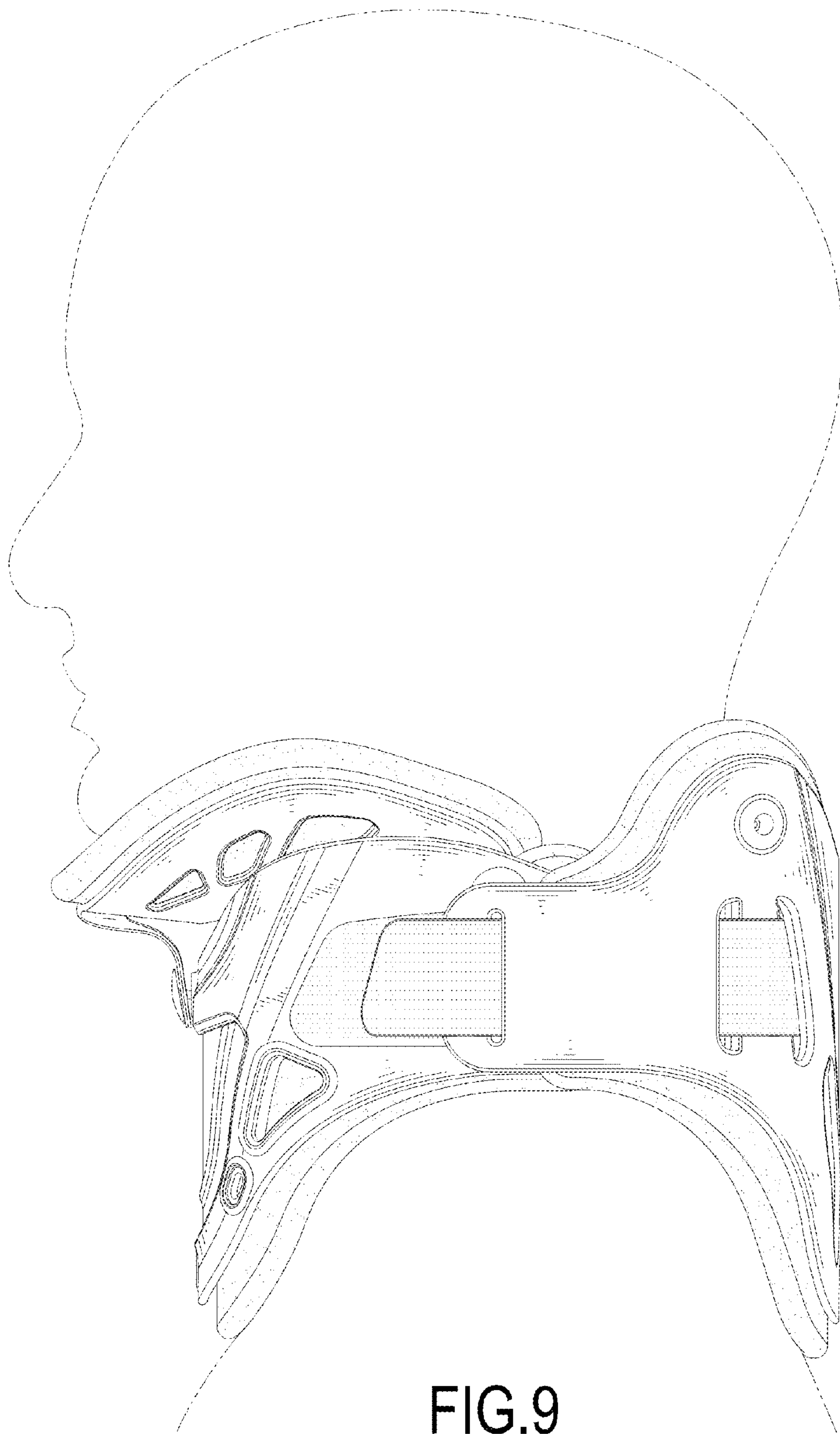


FIG.9