

US00D692546S

(12) **United States Design Patent**
Gordon

(10) **Patent No.:** **US D692,546 S**
(45) **Date of Patent:** **** Oct. 29, 2013**

(54) **FACEPLATE FOR A VOLATILE MATERIAL DISPENSER**

D493,876 S * 8/2004 Wirthman et al. D23/366
D493,877 S * 8/2004 Wirthman et al. D23/366
D497,422 S * 10/2004 Wirthman et al. D23/366

(71) Applicant: **William F. Gordon**, Chicago, IL (US)

(Continued)

(72) Inventor: **William F. Gordon**, Chicago, IL (US)

Primary Examiner — Sandra Snapp

(73) Assignee: **S.C. Johnson & Son, Inc.**, Racine, WI (US)

(57) **CLAIM**
The ornamental design for a faceplate for a volatile material dispenser, as shown and described.

(**) Term: **14 Years**

DESCRIPTION

(21) Appl. No.: **29/436,184**

FIG. 1 is a top perspective view of an ornamental design for a first embodiment of a faceplate for a volatile material dispenser;

(22) Filed: **Nov. 2, 2012**

(51) **LOC (9) Cl.** **28-99**

FIG. 2 is a front elevational view of the faceplate of FIG. 1;

(52) **U.S. Cl.**

FIG. 3 is a rear elevational view of the faceplate of FIG. 1;

USPC **D23/366**

FIG. 4 is an elevational view of a first side of the faceplate of FIG. 1;

(58) **Field of Classification Search**

USPC D23/355–369; D28/5, 6; 261/DIG. 17, 261/DIG. 42, DIG. 65, DIG. 88, DIG. 89, 261/DIG. 47, DIG. 55, DIG. 70; 392/356, 392/390, 392, 394, 395; 239/34, 44, 53, 55, 239/56, 326, 60, 308

FIG. 5 is an elevational view of a second side of the faceplate of FIG. 1, wherein the second side is opposite the first side;

FIG. 6 is a top plan view of the faceplate of FIG. 1;

FIG. 7 is a bottom plan view of the faceplate of FIG. 1;

FIG. 8 is a top perspective view of an ornamental design for a second embodiment of a faceplate for a volatile material dispenser;

See application file for complete search history.

FIG. 9 is a front elevational view of the faceplate of FIG. 8;

FIG. 10 is a rear elevational view of the faceplate of FIG. 8;

FIG. 11 is an elevational view of a first side of the faceplate of FIG. 8;

(56) **References Cited**

U.S. PATENT DOCUMENTS

D88,587 S * 12/1932 Steffins D23/356
D88,588 S * 12/1932 Steffins D23/356
D88,589 S * 12/1932 Steffins D23/356
D332,138 S * 12/1992 Lonker et al. D23/366
D346,207 S * 4/1994 Martin D23/367
D441,468 S * 5/2001 Bing D26/26
D459,459 S * 6/2002 Yamada et al. D23/366
D466,205 S * 11/2002 Garcia D23/366
D484,583 S * 12/2003 Hunt et al. D23/360

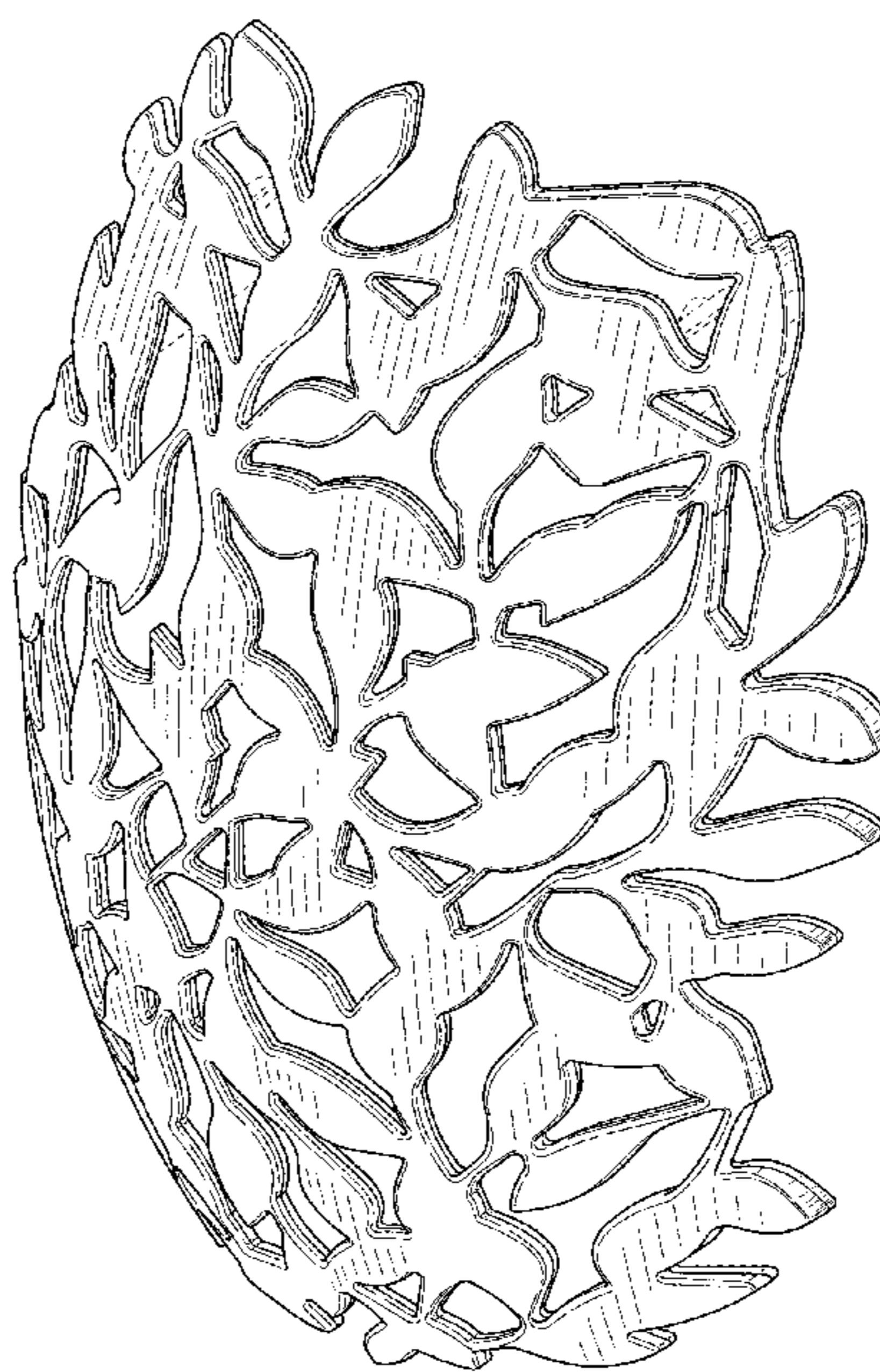
FIG. 12 is an elevational view of a second side of the faceplate of FIG. 8, wherein the second side is opposite the first side;

FIG. 13 is a top plan view of the faceplate of FIG. 8; and,

FIG. 14 is a bottom plan view of the faceplate of FIG. 8.

The broken lines in the drawings depict environmental subject matter only and form no part of the claimed design.

1 Claim, 10 Drawing Sheets



(56)

References Cited

U.S. PATENT DOCUMENTS

| | | | | | | | |
|--------------|---------|-----------------------|---------|-----------------|---------|----------------------|---------|
| D501,545 S * | 2/2005 | Wirthman et al. | D23/366 | D650,891 S * | 12/2011 | Freeborn et al. | D23/366 |
| 6,854,717 B2 | 2/2005 | Milan | | D661,790 S | 6/2012 | Majerowski | |
| D506,817 S * | 6/2005 | Wirthman et al. | D23/367 | D663,399 S | 7/2012 | Browder | |
| D508,285 S * | 8/2005 | Velicescu | D23/366 | D663,404 S | 7/2012 | Browder | |
| D508,557 S * | 8/2005 | Morrill | D23/366 | D663,405 S | 7/2012 | Browder | |
| D511,206 S * | 11/2005 | Emrich | D23/366 | D663,474 S | 7/2012 | Browder | |
| D544,637 S * | 6/2007 | McMinn | D26/118 | D663,817 S | 7/2012 | Browder | |
| D555,478 S * | 11/2007 | Miller et al. | D9/451 | D663,818 S | 7/2012 | Browder | |
| D631,146 S | 1/2011 | Shu | | D663,819 S | 7/2012 | Browder | |
| D633,192 S * | 2/2011 | Valentino et al. | D23/366 | D663,820 S | 7/2012 | Browder | |
| D638,531 S | 5/2011 | Irwin | | D663,822 S | 7/2012 | Browder | |
| D642,667 S | 8/2011 | Irwin | | D669,569 S * | 10/2012 | Levake et al. | D23/366 |
| D647,190 S * | 10/2011 | Walter et al. | D23/366 | D673,666 S * | 1/2013 | Gordon | D23/366 |
| | | | | D674,886 S * | 1/2013 | Irwin et al. | D23/366 |
| | | | | D675,307 S * | 1/2013 | Freeborn et al. | D23/366 |
| | | | | 2007/0237498 A1 | 10/2007 | Helf | |

* cited by examiner

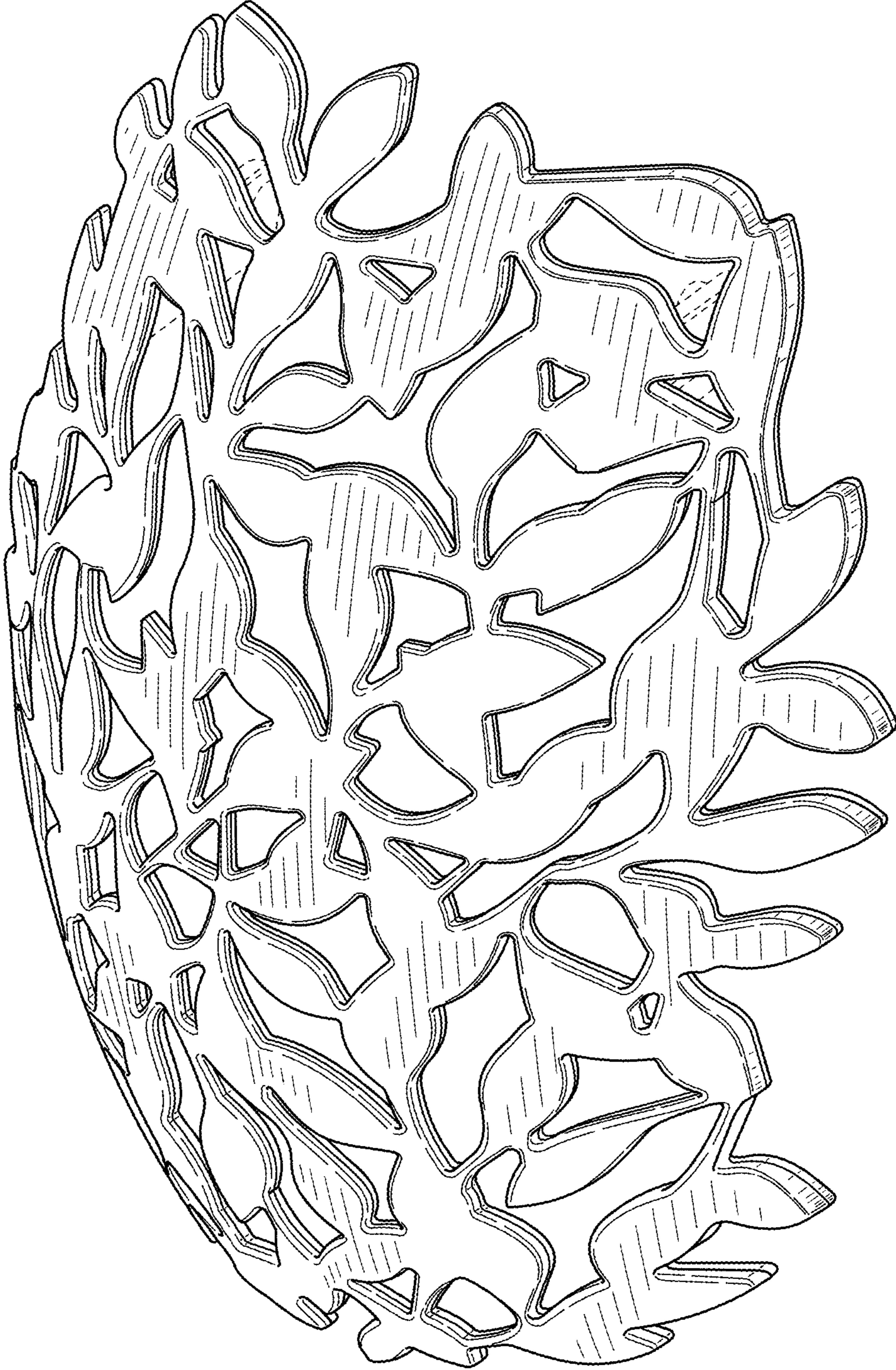


FIG. 1




FIG. 2



FIG. 3

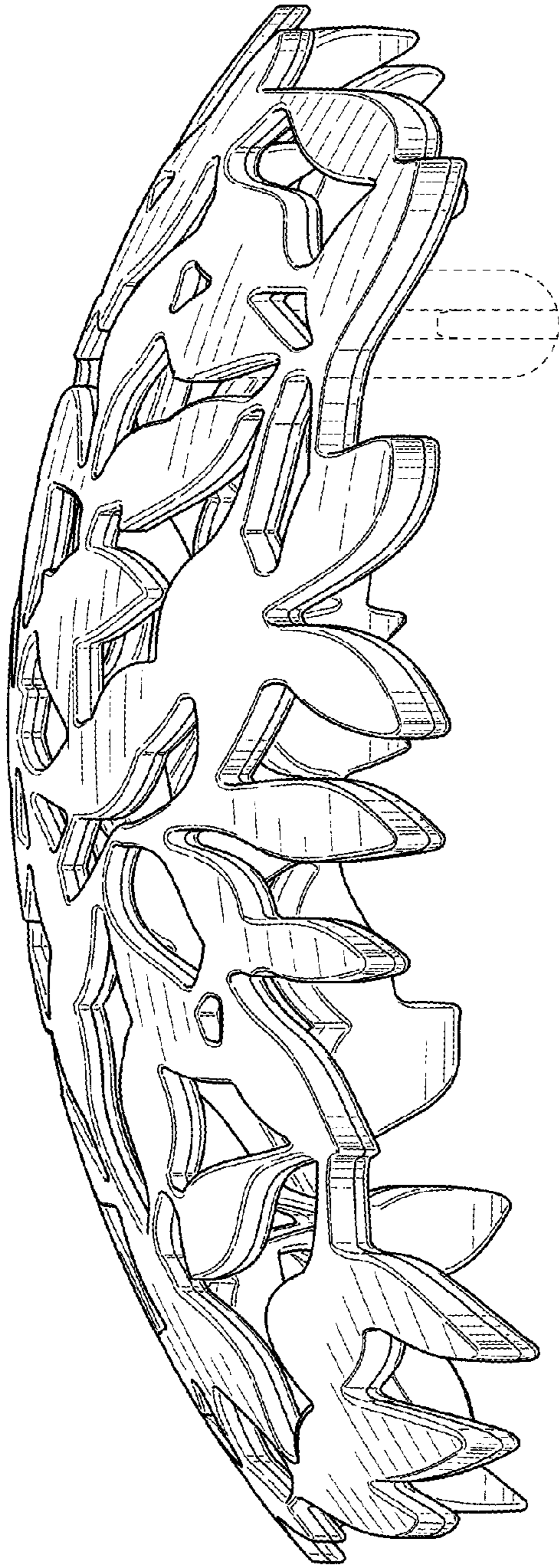


FIG. 4



FIG. 5

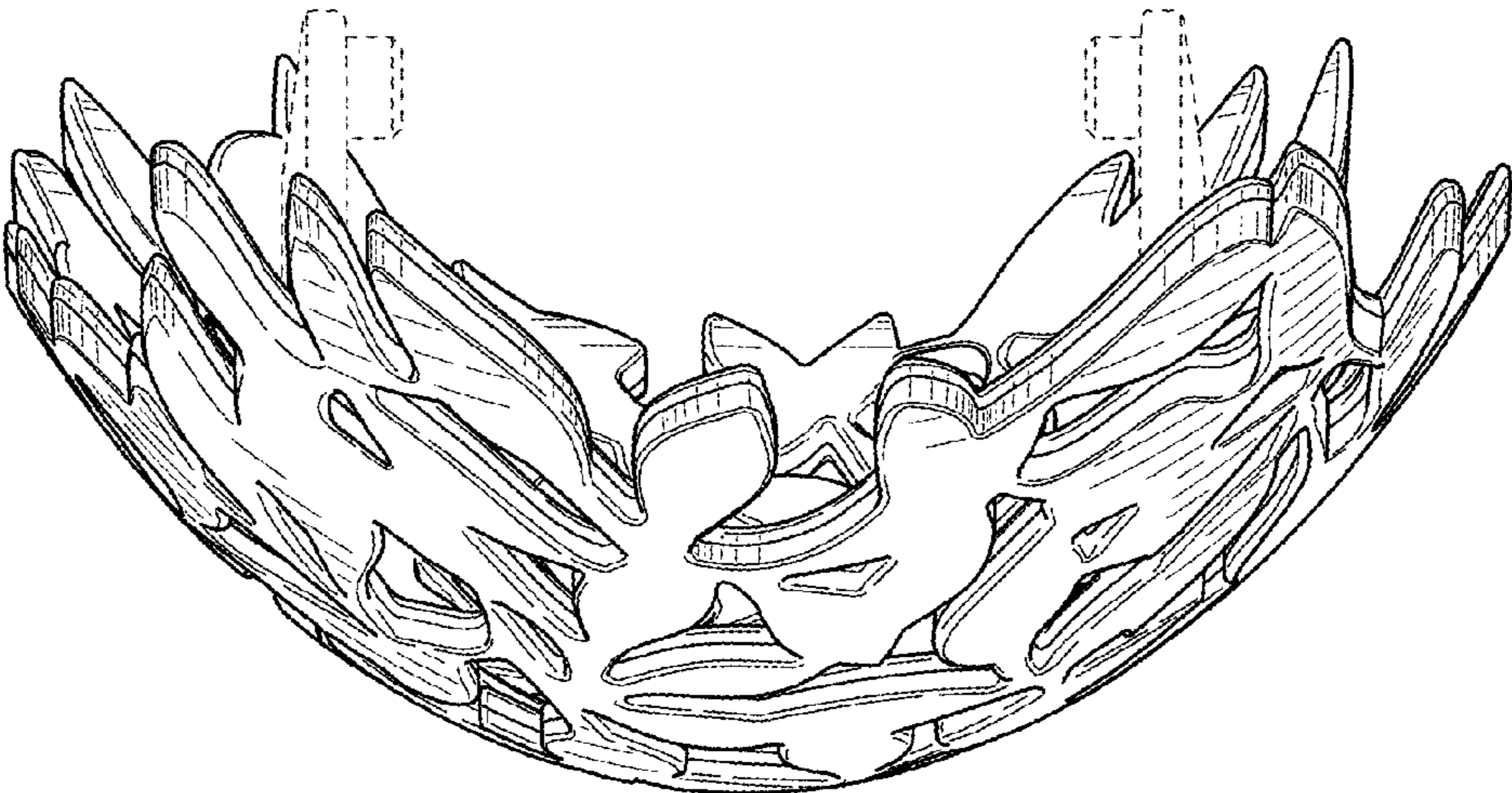


FIG. 6

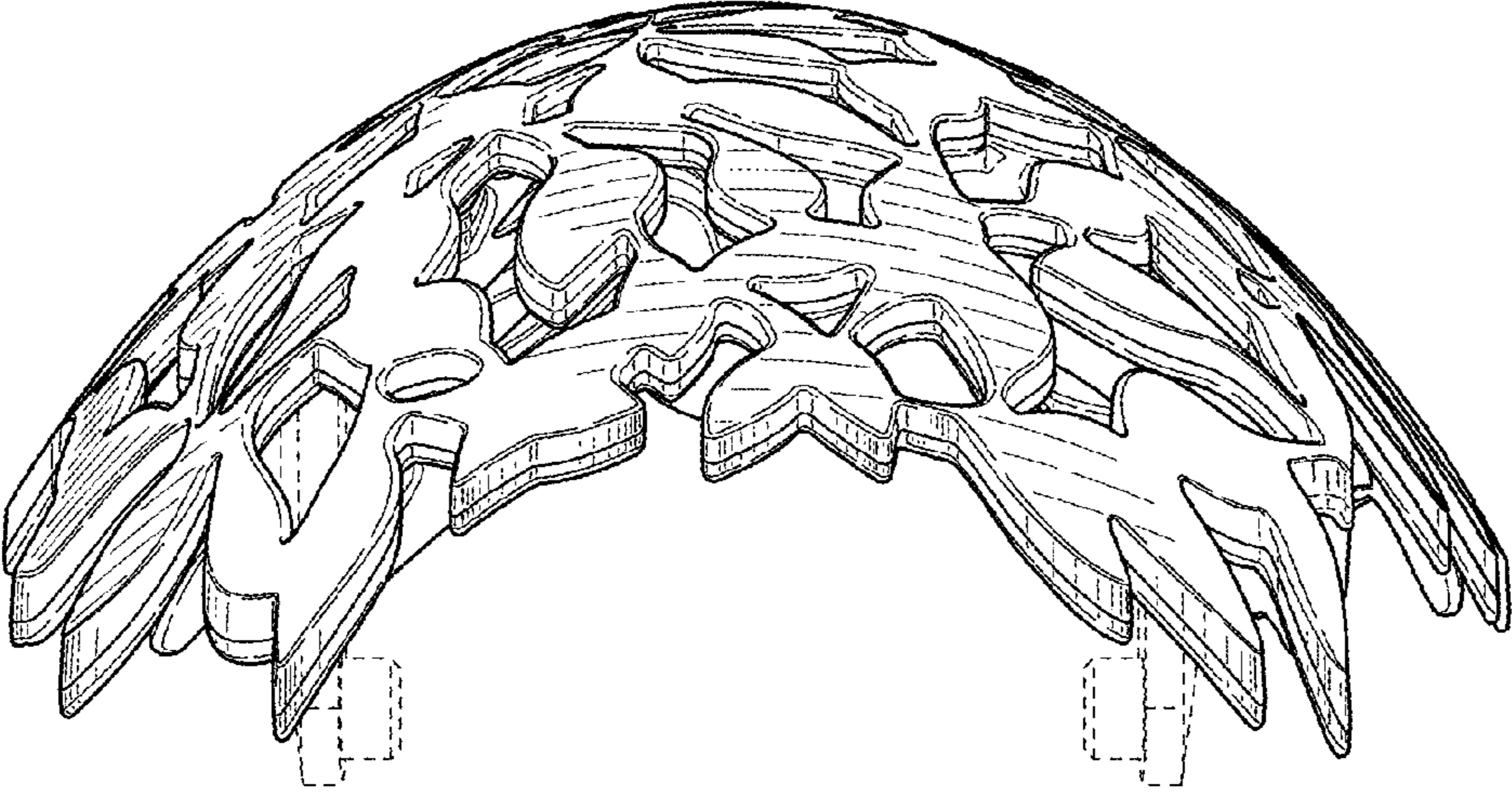


FIG. 7



FIG. 8




FIG. 9




FIG. 10



FIG. 11



FIG. 12



FIG. 13




FIG. 14