

US00D692539S

(12) **United States Design Patent**  
**Gessi**

(10) **Patent No.:** **US D692,539 S**

(45) **Date of Patent:** **\*\* Oct. 29, 2013**

(54) **FAUCET**

(71) Applicant: **Gessi S.P.A.**, Serravalle Sesia (IT)

(72) Inventor: **Gian Luca Gessi**, Borgosesia (IT)

(73) Assignee: **Gessi S.p.A.**, Serravalle Sesia (IT)

(\*\*) Term: **14 Years**

(21) Appl. No.: **29/444,414**

(22) Filed: **Jan. 30, 2013**

(30) **Foreign Application Priority Data**

Aug. 6, 2012 (IT) ..... MI2012O000117

(51) **LOC (9) Cl.** ..... **23-01**

(52) **U.S. Cl.**  
USPC ..... **D23/238**; D23/251; D23/256

(58) **Field of Classification Search**  
USPC ..... D23/238, 250–252, 255–257;  
4/675–678; 137/801

See application file for complete search history.

(56) **References Cited**

**U.S. PATENT DOCUMENTS**

D317,645 S *	6/1991	Rosenbaum	.....	D23/238
D320,433 S *	10/1991	Knapp et al.	.....	D23/238
D390,917 S *	2/1998	Kergoet	.....	D23/238
D448,066 S *	9/2001	Zetsche	.....	D23/241
D462,421 S	9/2002	Hudley		

D484,220 S	12/2003	Graves et al.	
D484,575 S	12/2003	Graves et al.	
D529,992 S *	10/2006	Lammel	..... D23/238
D530,395 S *	10/2006	Lammel	..... D23/238
D538,894 S	3/2007	Hoernig	
D541,906 S	5/2007	Qing	
D596,711 S	7/2009	Sieger	
D602,121 S	10/2009	Yabe et al.	
D607,545 S	1/2010	Obara	
D608,419 S	1/2010	Kohler et al.	
D625,393 S	10/2010	Sieger	
D636,066 S	4/2011	Schoenherr et al.	
D645,938 S	9/2011	Ando et al.	

\* cited by examiner

*Primary Examiner* — Robert Delehanty

(74) *Attorney, Agent, or Firm* — Pearne & Gordon LLP

(57) **CLAIM**

The ornamental design for a faucet, as shown and described.

**DESCRIPTION**

FIG. 1 is a front-left perspective view of a faucet, showing my new design;

FIG. 2 is a top view thereof;

FIG. 3 is a bottom view thereof;


FIG. 4 is a front view thereof;

FIG. 5 is a back view thereof;

FIG. 6 is a left side view thereof; and,

FIG. 7 is a right side view thereof.

**1 Claim, 4 Drawing Sheets**








FIG. 1






FIG. 2




FIG. 3






FIG. 5




FIG. 4






FIG. 7




FIG. 6