



US00D692522S

(12) **United States Design Patent**
Vainio

(10) **Patent No.:** **US D692,522 S**

(45) **Date of Patent:** **** Oct. 29, 2013**

(54) **FISHING LURE WITH CURVED LIP**

(71) Applicant: **Normark Innovations, Inc.**,
Minnetonka, MN (US)

(72) Inventor: **Jukka Vainio**, Lahti (FI)

(73) Assignee: **Normark Innovations, Inc.**,
Minnetonka, MN (US)

(**) Term: **14 Years**

(21) Appl. No.: **29/443,839**

(22) Filed: **Jan. 23, 2013**

(51) **LOC (9) Cl.** **22-05**

(52) **U.S. Cl.**
USPC **D22/133**

(58) **Field of Classification Search**
USPC D22/126-133; 43/42.44, 42.28, 42.45,
43/43, 35, 42.08, 42.06, 42.05, 42, 42.31,
43/42.02

See application file for complete search history.

(56) **References Cited**

U.S. PATENT DOCUMENTS

2,499,718 A * 3/1950 Boshears 43/42.44
D252,523 S * 7/1979 Dake D22/131
D435,082 S * 12/2000 Tsutsumi D22/131

D668,736 S * 10/2012 Ito D22/131
D676,102 S * 2/2013 Cook et al. D22/133
D676,103 S * 2/2013 Cook et al. D22/133
D676,519 S * 2/2013 Cook et al. D22/133

* cited by examiner

Primary Examiner — Catheri Oliver-Garcia

(74) *Attorney, Agent, or Firm* — Dority & Manning, P.A.

(57) **CLAIM**

The ornamental design for a fishing lure with curved lip, as shown and described.

DESCRIPTION

FIG. 1 is a perspective view of the fishing lure with curved lip according to the present invention;

FIG. 2 is a side view of the fishing lure illustrated in FIG. 1.

FIG. 3 is opposite side view of the fishing lure illustrated in FIG. 1.

FIG. 4 is top view of the fishing lure illustrated in FIG. 1.


FIG. 5 is bottom view of the fishing lure illustrated in FIG. 1.

FIG. 6 is a front view of the fishing lure illustrated in FIG. 1; and,

FIG. 7 is a rear view of the fishing lure illustrated in FIG. 1.

The surface shading and broken lines shown in FIGS. 1-7 represent portions of the fishing lure with curved lip that form no part of the claimed design.

1 Claim, 4 Drawing Sheets






FIG. 1

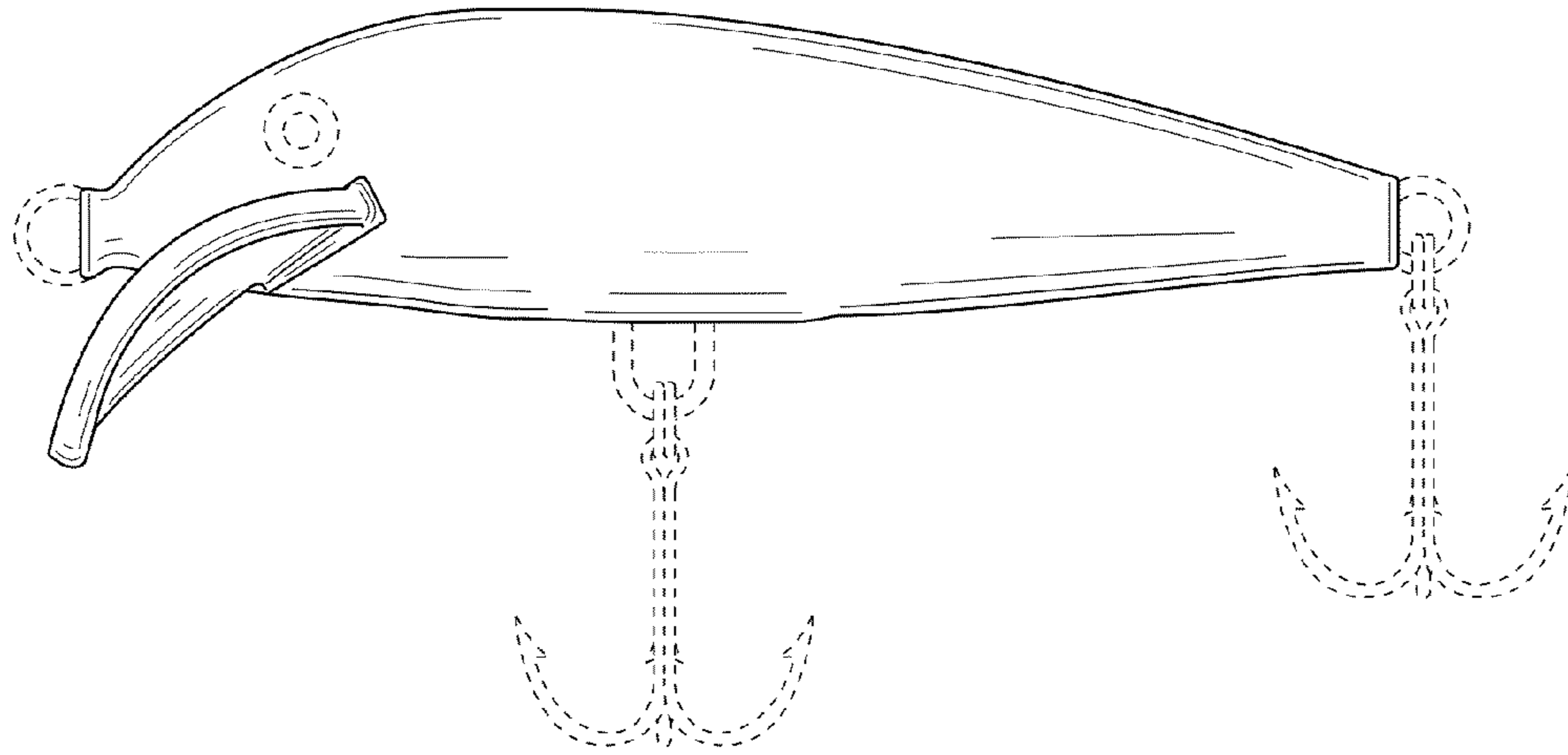


FIG. 2

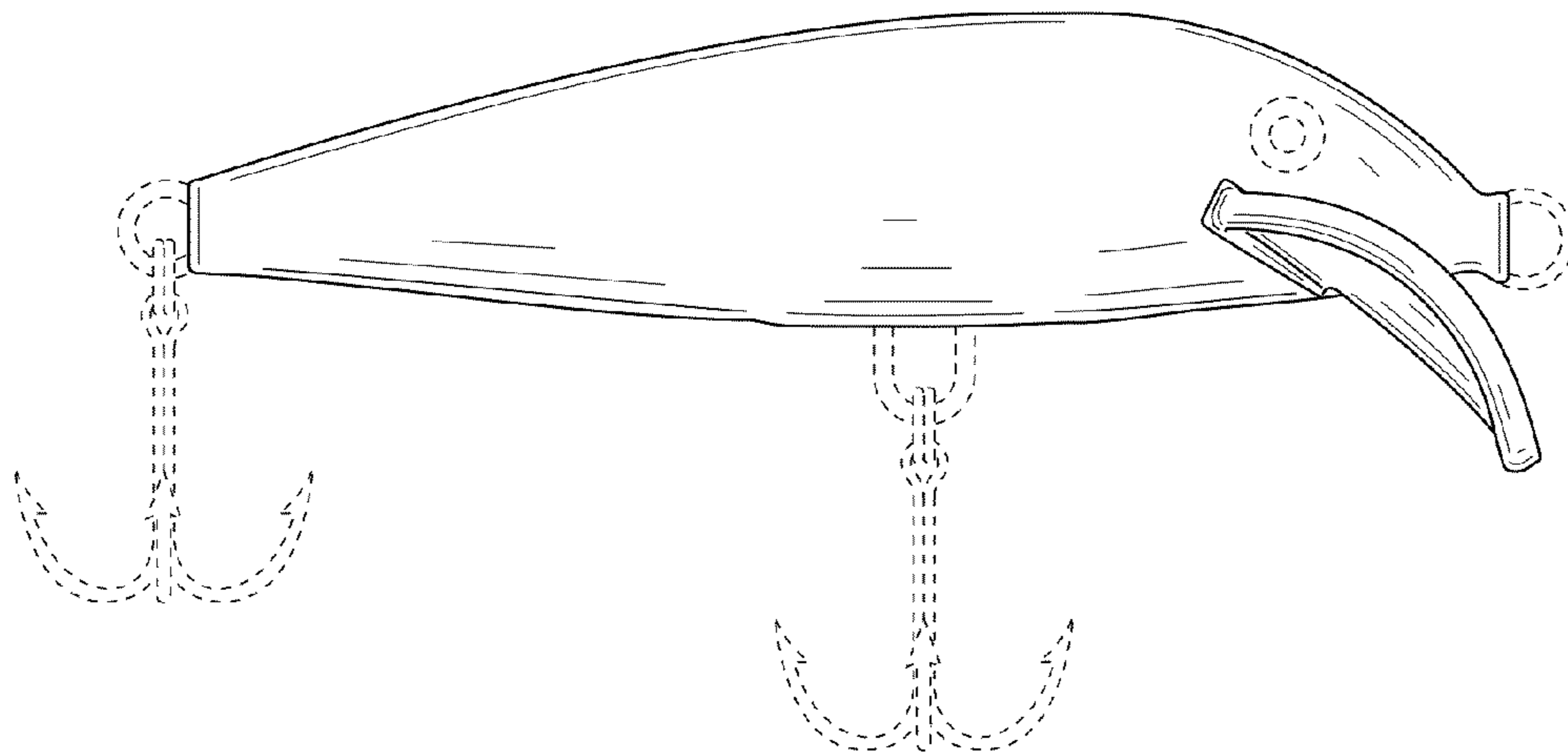


FIG. 3

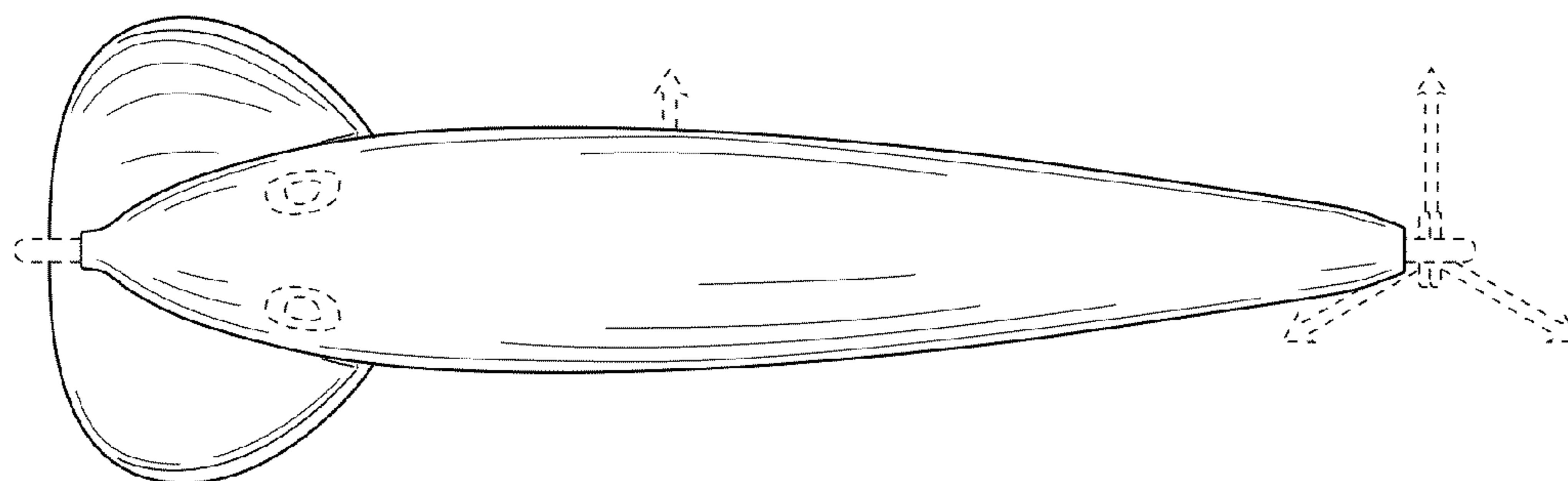


FIG. 4

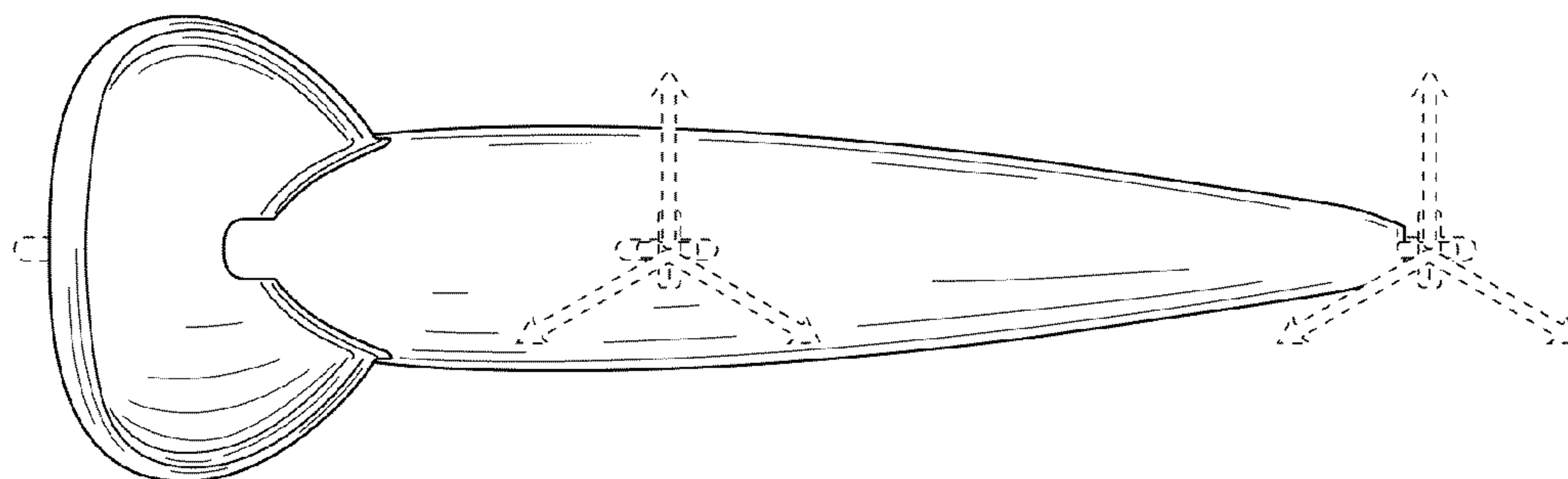


FIG. 5

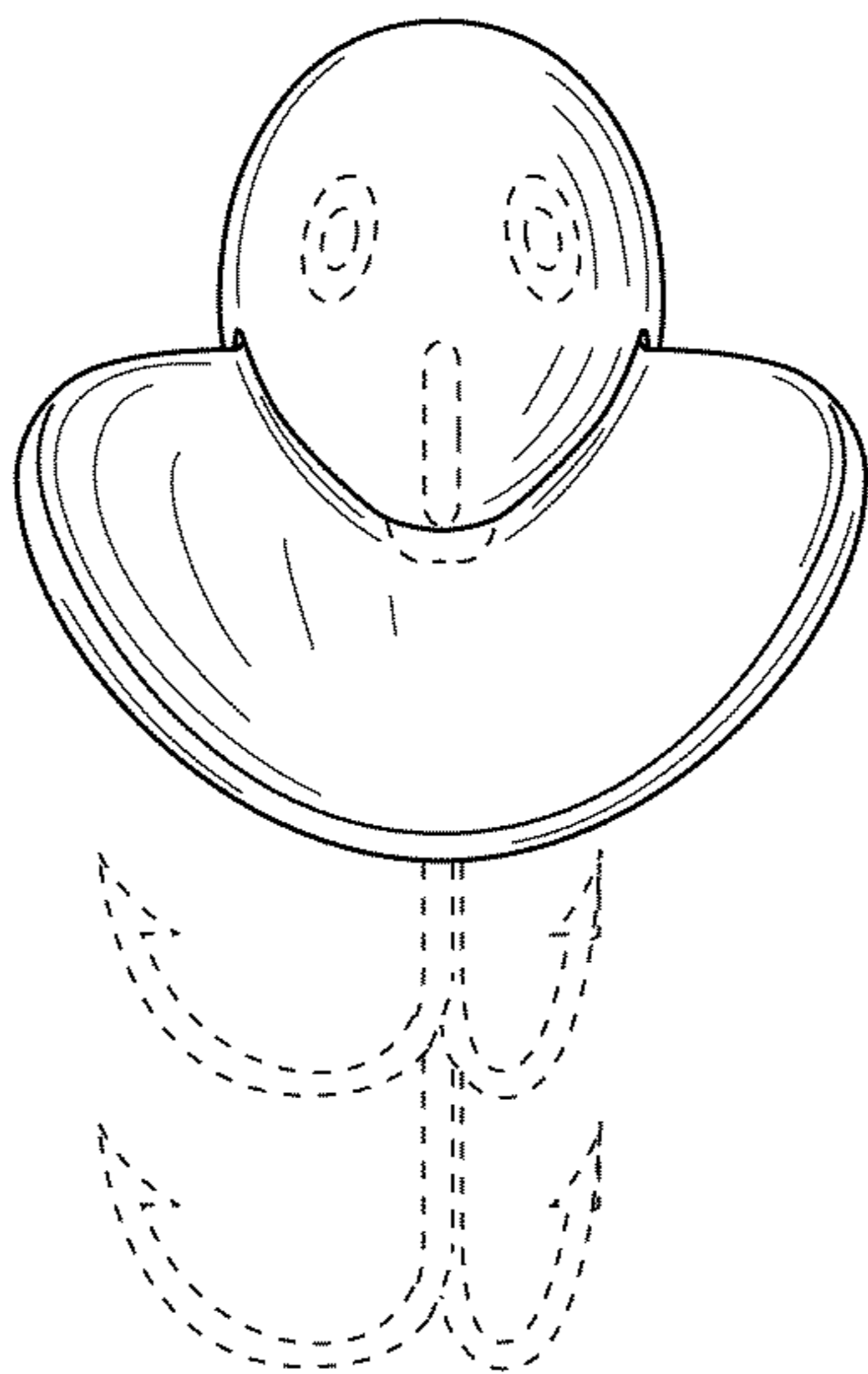


FIG. 6

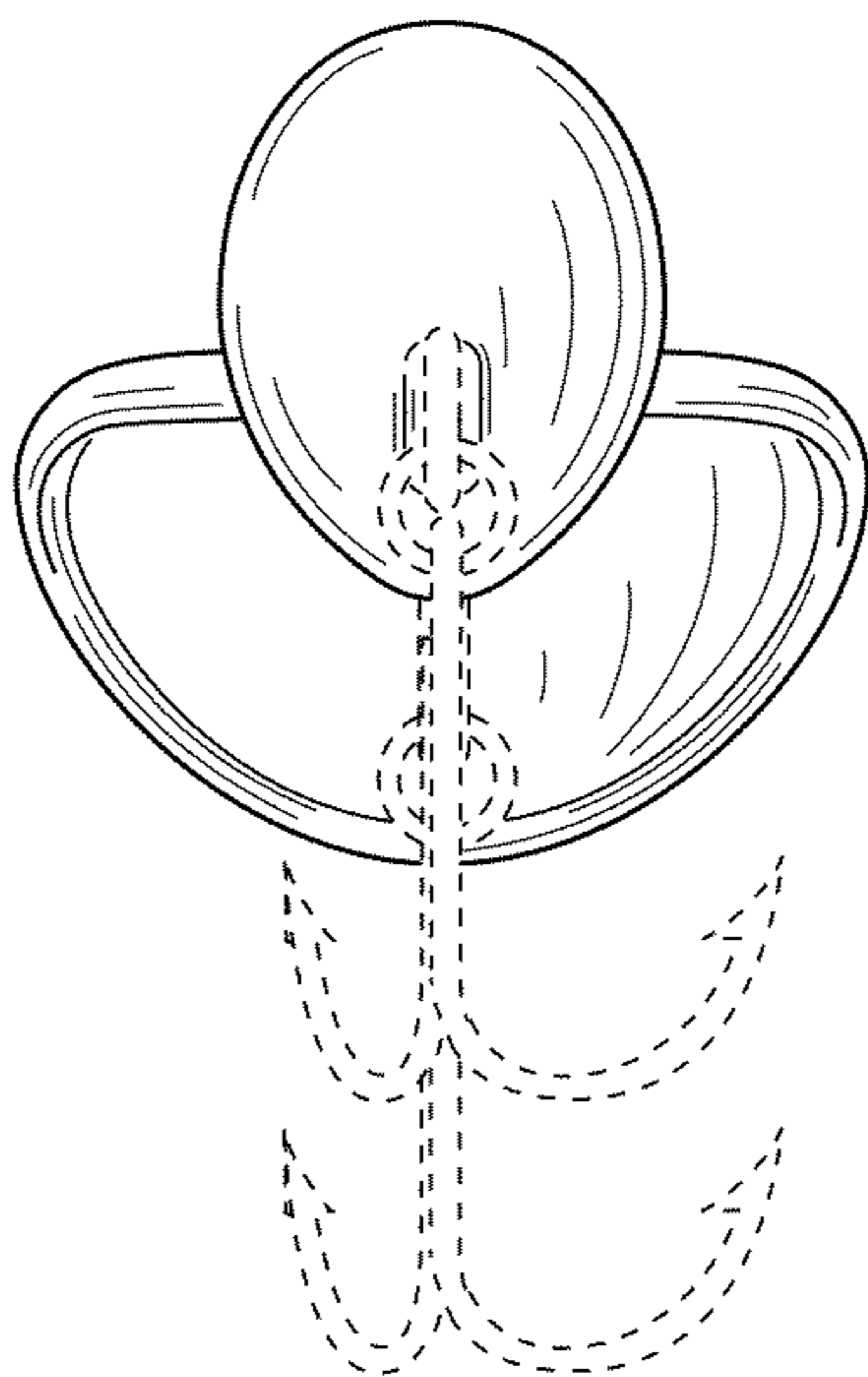


FIG. 7