



US00D692492S

(12) **United States Design Patent**
Bengyak

(10) **Patent No.:** **US D692,492 S**
(45) **Date of Patent:** **** Oct. 29, 2013**

(54) **HAND SIGN**

DESCRIPTION

(76) Inventor: **Christopher Edward Bengyak**, Vero Beach, FL (US)

(**) Term: **14 Years**

(21) Appl. No.: **29/421,212**

(22) Filed: **Jun. 13, 2012**

Related U.S. Application Data

(63) Continuation-in-part of application No. 29/374,189, filed on Jul. 12, 2011, now Pat. No. Des. 665,458.

(51) **LOC (9) Cl.** **20-03**

(52) **U.S. Cl.**
USPC **D20/29; D20/33**

(58) **Field of Classification Search**
USPC D20/10, 19, 29-33, 35-37, 99; 40/446, 40/538, 541, 584, 586; D2/615; D10/109.1, 109.2; D21/400
See application file for complete search history.

(56) **References Cited**

U.S. PATENT DOCUMENTS

D360,653 S * 7/1995 McKee D20/33
D420,494 S * 2/2000 Eschbacher et al. D2/869
D429,285 S * 8/2000 Schini D20/32

(Continued)

OTHER PUBLICATIONS

KC logo—Trademark Registration No. 3019465, Nov. 29, 2005 Kansas City Chiefs Football Club, Inc. Corporation Texas Trademark Electronic Service System (TESS).*


Primary Examiner — Mary Ann Calabrese

(57) **CLAIM**

The ornamental design for a hand sign, as shown and described.

FIG. 1 is a right-side elevational view of a first embodiment of a left-hand hand sign according to the invention;
FIG. 2 is a left-side elevational view of the left-hand hand sign of FIG. 1;
FIG. 3 is a reduced scale rear elevational view of the left-hand hand sign of FIG. 1;
FIG. 4 is a reduced scale front elevational view of the left-hand hand sign of FIG. 1;
FIG. 5 is a reduced scale top plan view of the left-hand hand sign of FIG. 1;
FIG. 6 is a reduced scale bottom plan view of the left-hand hand sign of FIG. 1;
FIG. 7 is a perspective view from below the rear of the left side of the left-hand hand sign of FIG. 2;
FIG. 8 is a perspective view from above the front of the left side of the left-hand hand sign of FIG. 2;
FIG. 9 is a left-side elevational view of a second embodiment of a right-hand hand sign according to the invention;
FIG. 10 is a right-side elevational view of the right-hand hand sign of FIG. 9;
FIG. 11 is a reduced scale front elevational view of the right-hand hand sign of FIG. 9;
FIG. 12 is a reduced scale rear elevational view of the right-hand hand sign of FIG. 9;
FIG. 13 is a reduced scale top plan view of the right-hand hand sign of FIG. 9;
FIG. 14 is a reduced scale bottom plan view of the right-hand hand sign of FIG. 9;
FIG. 15 is a perspective view from below the front of the right side of the right-hand hand sign of FIG. 10; and,
FIG. 16 is a perspective view from above the rear of the right side of the right-hand hand sign of FIG. 10.

1 Claim, 12 Drawing Sheets



US D692,492 S

Page 2

(56)

References Cited

U.S. PATENT DOCUMENTS

D618,881 S * 7/2010 Bengyak D2/615
D633,945 S * 3/2011 Scott D20/33
D633,946 S * 3/2011 Scott D20/33

D663,362 S * 7/2012 Bengyak D20/29
D664,598 S * 7/2012 Bengyak D20/30
D665,458 S * 8/2012 Bengyak D20/29
D676,491 S * 2/2013 Bengyak D20/33
D676,494 S * 2/2013 Bengyak D20/33

* cited by examiner




FIG. 1




FIG. 2




FIG. 3




FIG. 4

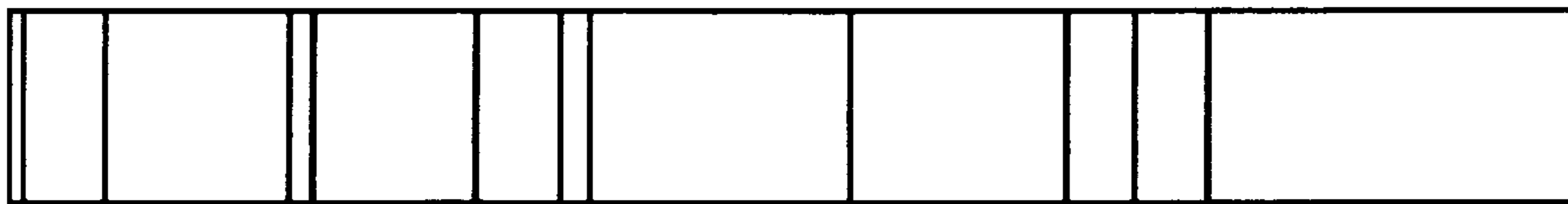


FIG. 5




FIG. 6

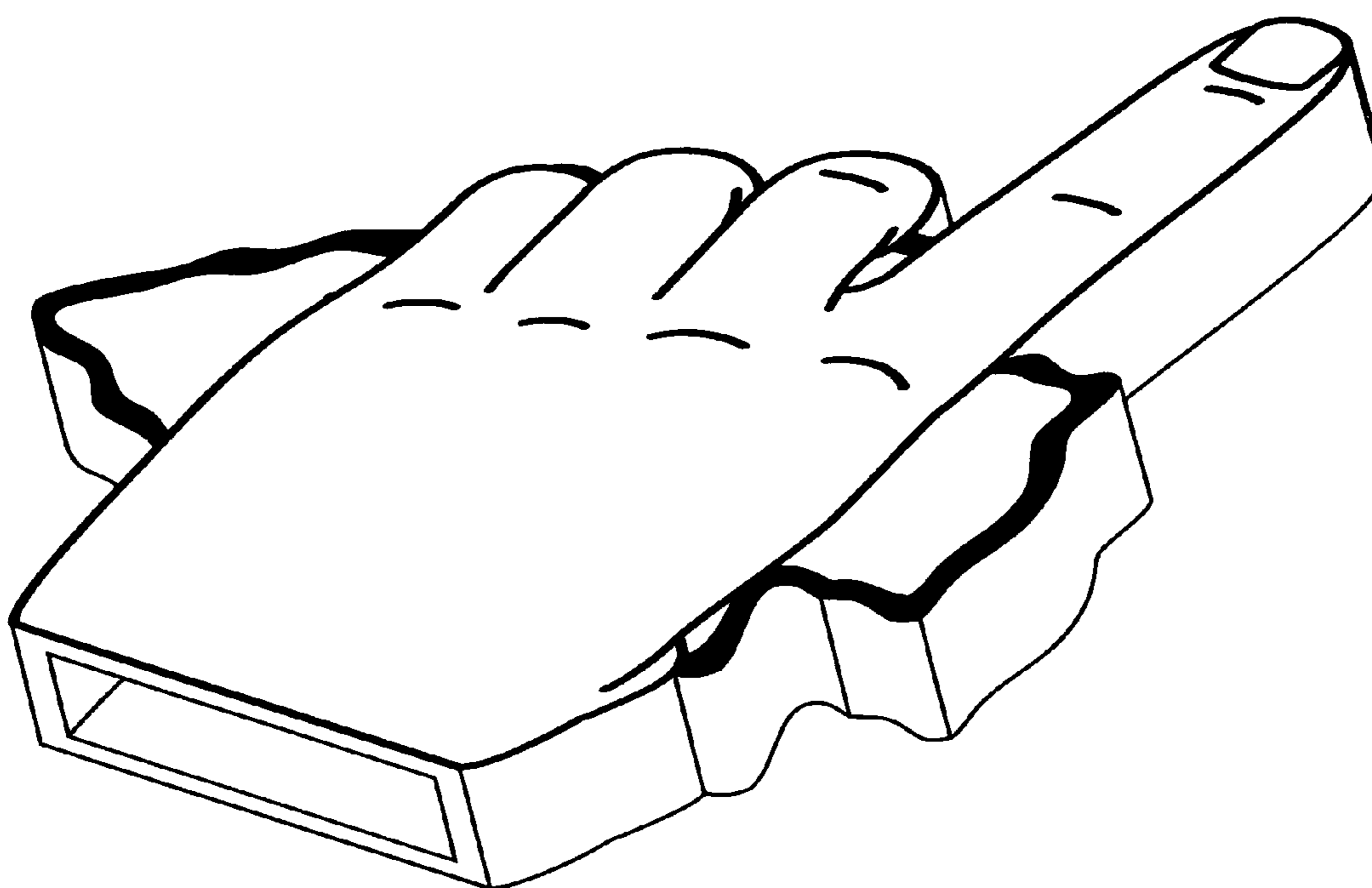


FIG. 7




FIG. 8




FIG. 9




FIG. 10




FIG. 11



FIG. 12



FIG. 13




FIG. 14

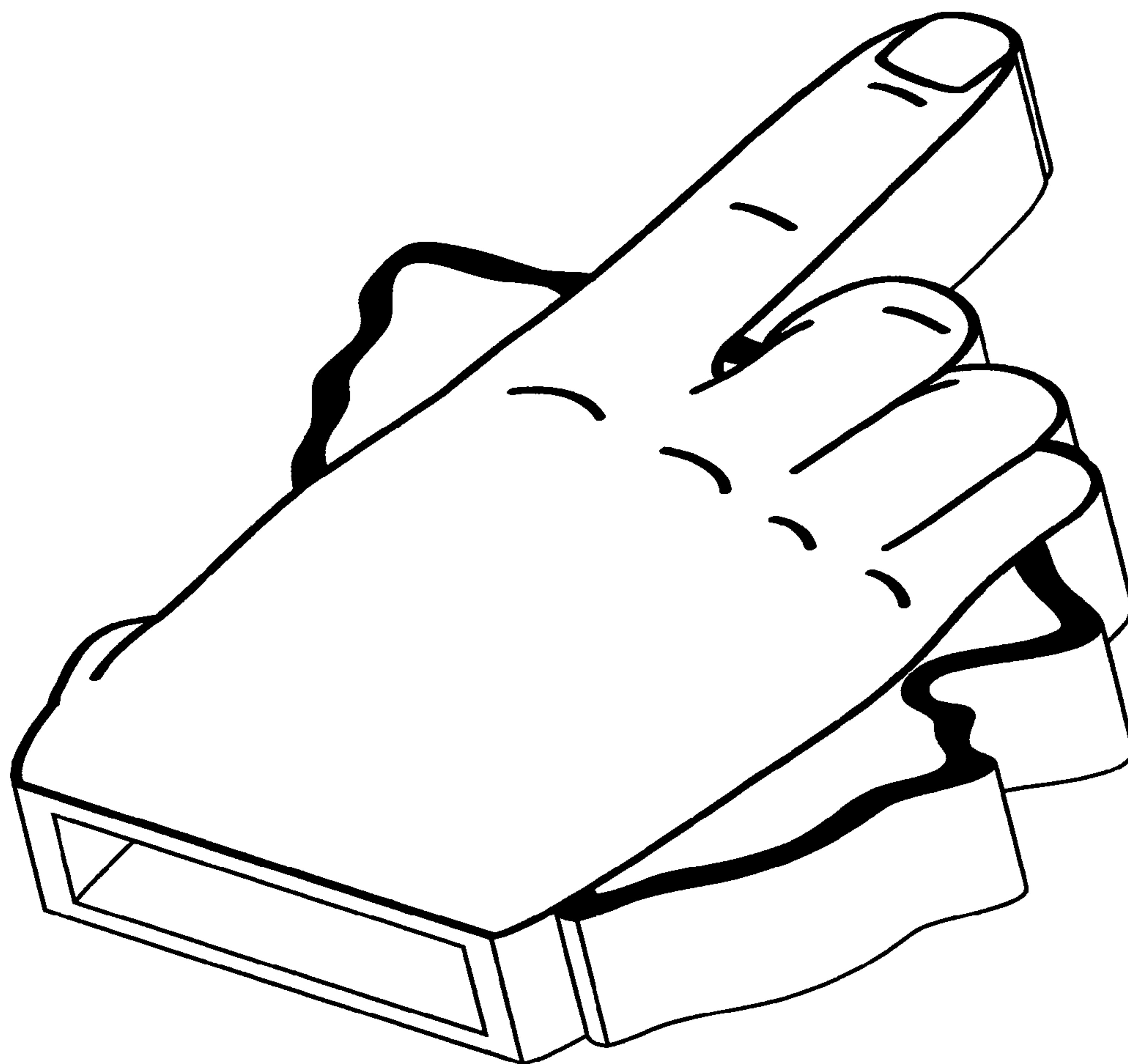


FIG. 15

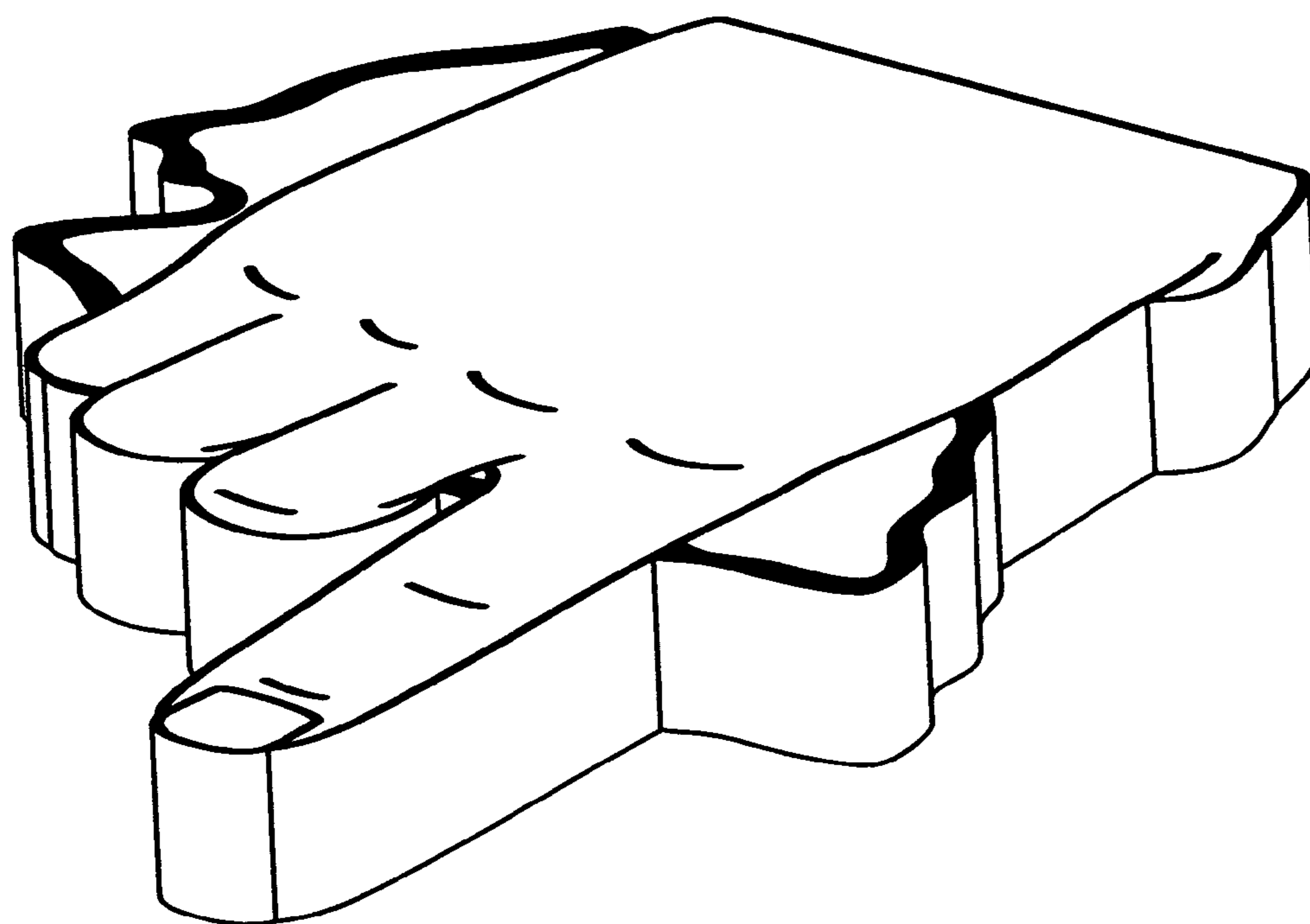


FIG. 16