



US00D692488S

(12) **United States Design Patent**
Hu

(10) **Patent No.:** **US D692,488 S**

(45) **Date of Patent:** **** Oct. 29, 2013**

- (54) **ORGANIZER**
- (75) Inventor: **Yajun Hu**, El Dorado Hills, CA (US)
- (73) Assignee: **Designa Group Inc.**, El Dorado Hills, CA (US)
- (**) Term: **14 Years**
- (21) Appl. No.: **29/416,067**
- (22) Filed: **Mar. 17, 2012**
- (51) **LOC (9) Cl.** **19-02**
- (52) **U.S. Cl.**
USPC **D19/77**
- (58) **Field of Classification Search**
USPC D3/304, 306, 313, 314, 315; D6/675.2, D6/683, 683.1, 705.6; D7/553.2, 553.3, D7/553.6, 553.7, 554.2, 554.3, 637; D19/75, 77-92; 206/214, 425, 449, 206/558, 371; 211/10, 11, 45, 50, 55, 211/69.1-69.9, 126.1; 220/485, 607
See application file for complete search history.

- 6,591,990 B2 * 7/2003 Lanman et al. 211/10
- D511,546 S 11/2005 Trombly
- D515,858 S * 2/2006 Hay D6/524
- D524,865 S * 7/2006 Killinger et al. D19/78
- D525,166 S * 7/2006 Cordeiro D11/143
- D575,986 S * 9/2008 Cetera D7/501
- D581,982 S 12/2008 Bhavnani
- D619,364 S * 7/2010 Barrick et al. D3/315
- D628,386 S 12/2010 Kohn
- D633,717 S 3/2011 Searcy
- D634,546 S 3/2011 Horwitz
- D650,202 S 12/2011 Klein et al.
- D650,861 S * 12/2011 Chuang D19/77
- D650,862 S * 12/2011 Chuang D19/77
- D653,603 S 2/2012 Stroud et al.
- D655,346 S 3/2012 Tsai
- D659,399 S 5/2012 Kraemer
- D659,400 S 5/2012 Kraemer
- D661,096 S 6/2012 Dretzka
- D661,487 S 6/2012 Kraemer
- D661,488 S 6/2012 Kraemer
- D661,489 S 6/2012 JKraemer

(Continued)

Primary Examiner — Elizabeth Albert

(57) **CLAIM**
The ornamental design for a organizer, as shown and described.

(56) **References Cited**

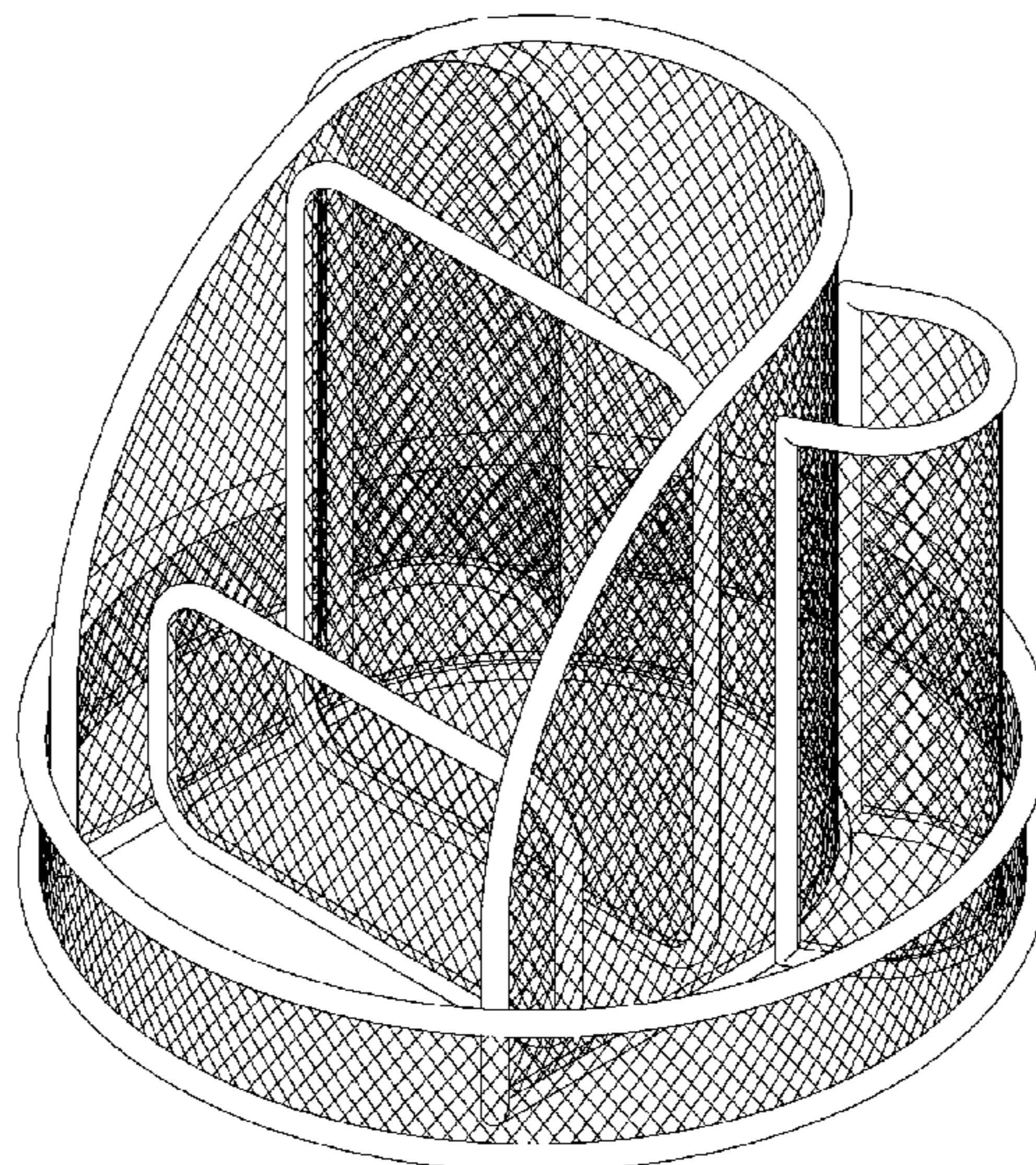
U.S. PATENT DOCUMENTS

- D266,435 S * 10/1982 Laughlin D19/75
- D282,233 S * 1/1986 Kelley D7/553.6
- D340,071 S * 10/1993 Sun D19/77
- D342,094 S * 12/1993 Ancona et al. D19/77
- D365,300 S * 12/1995 Bransky et al. D11/143
- D365,599 S * 12/1995 Cheng D19/77
- D367,889 S * 3/1996 Chiu D19/77
- D372,938 S * 8/1996 Wilson et al. D19/75
- D377,807 S * 2/1997 Green et al. D19/77
- D377,951 S * 2/1997 McDiarmid D19/78
- D407,753 S * 4/1999 Kwok D19/77
- D421,462 S * 3/2000 Orchanian D19/77
- D432,577 S * 10/2000 Yeh D19/77
- D457,566 S * 5/2002 Slater et al. D19/77
- D477,636 S 7/2003 Chen
- D477,848 S 7/2003 Chen

DESCRIPTION

FIG. 1 is a perspective view of an organizer showing my new design.
FIG. 2 is a front view thereof;
FIG. 3 is a bottom view thereof;
FIG. 4 is a top view thereof;
FIG. 5 is a rear side view thereof;
FIG. 6 is a left side view thereof; and,
FIG. 7 is a right side view thereof.
The broken lines on parts of the bottom in FIG. 3 are included for the purpose of showing portions that form no part of claimed design.

1 Claim, 7 Drawing Sheets



(56)

References Cited

U.S. PATENT DOCUMENTS

D665,843 S 8/2012 Chuang

D665,844 S 8/2012 Chuang
2009/0166245 A1* 7/2009 Cetera 206/562

* cited by examiner

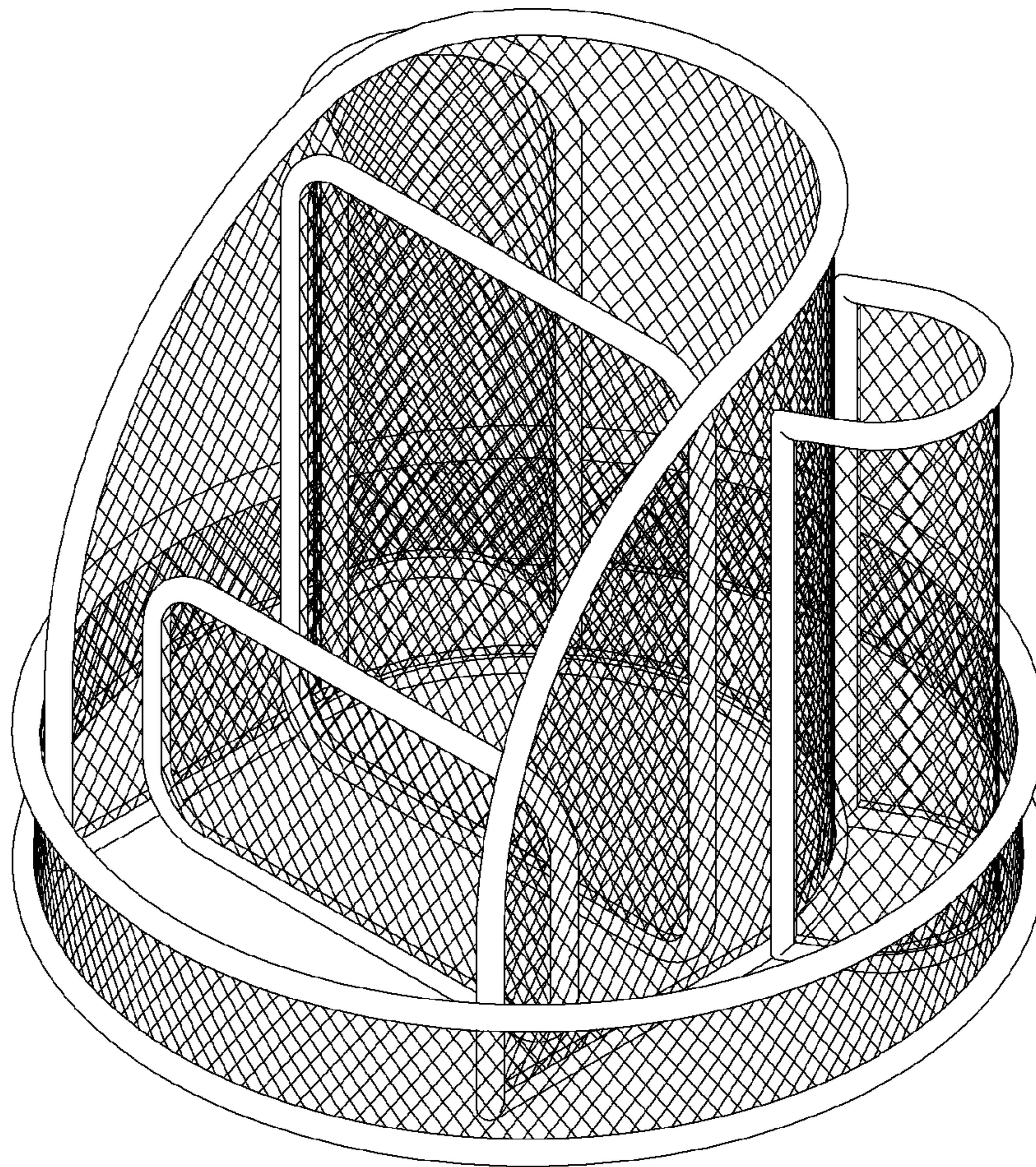


FIG.1




FIG.2

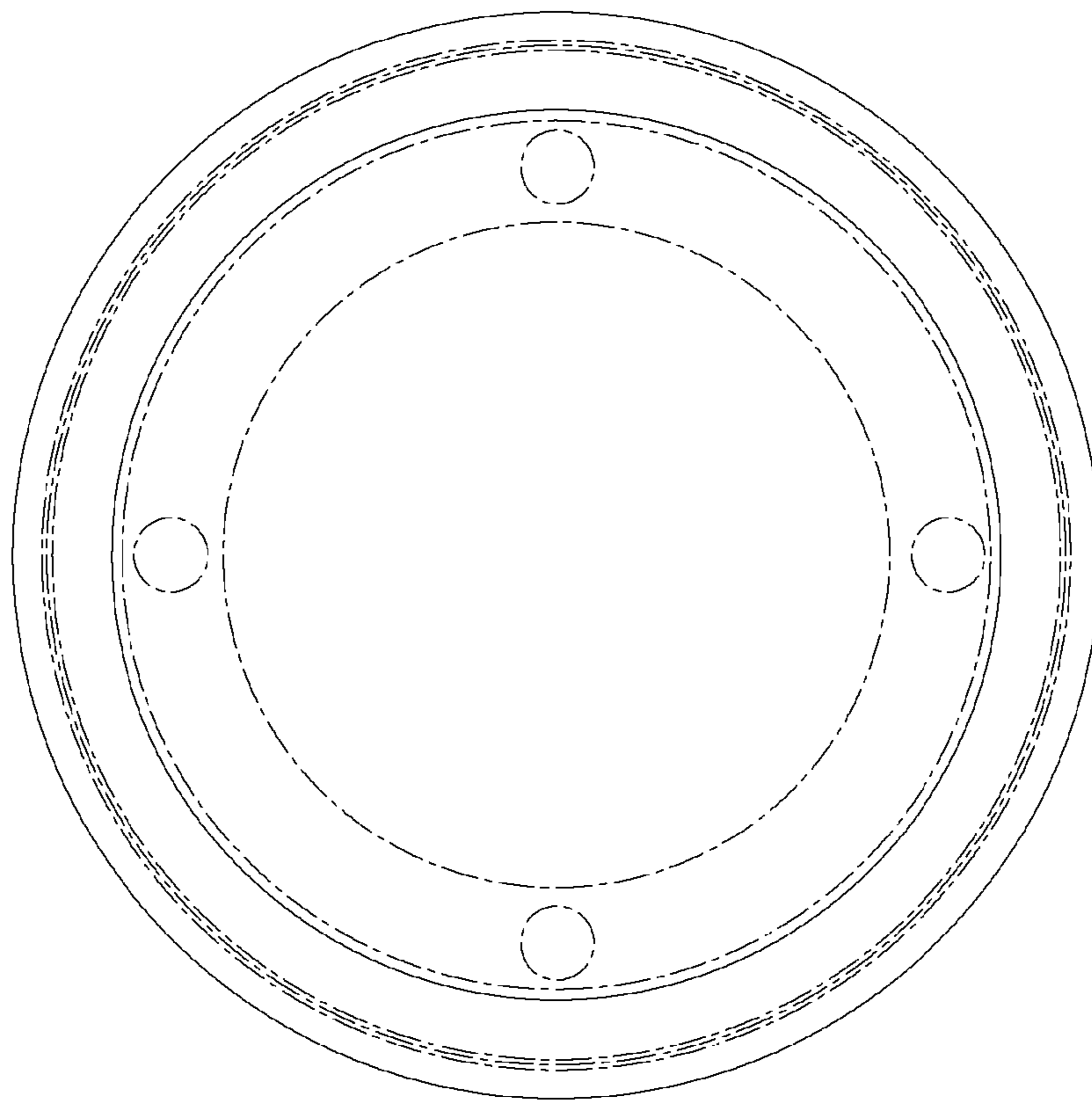


FIG.3




FIG.4

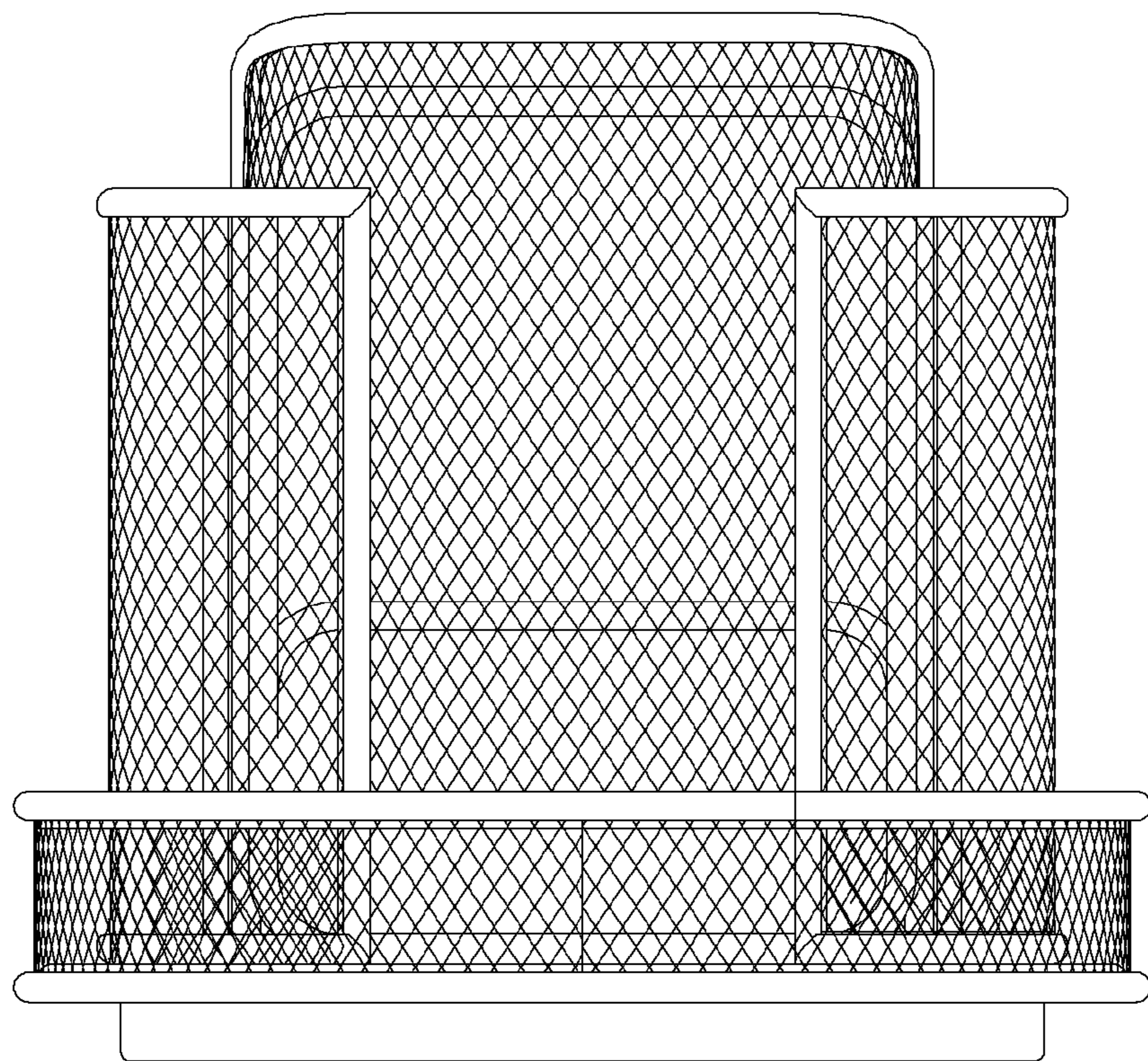


FIG. 5

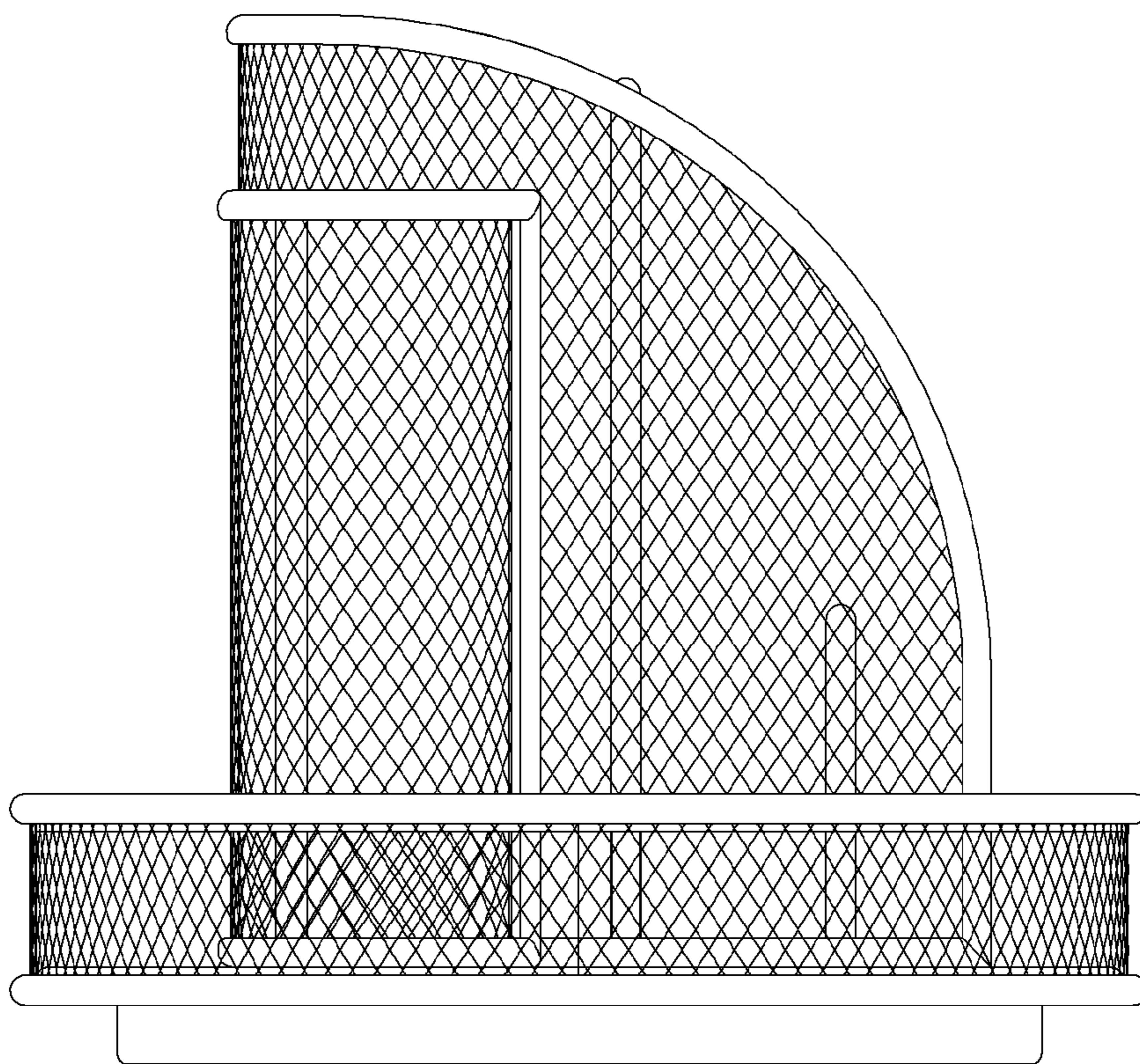


FIG. 6

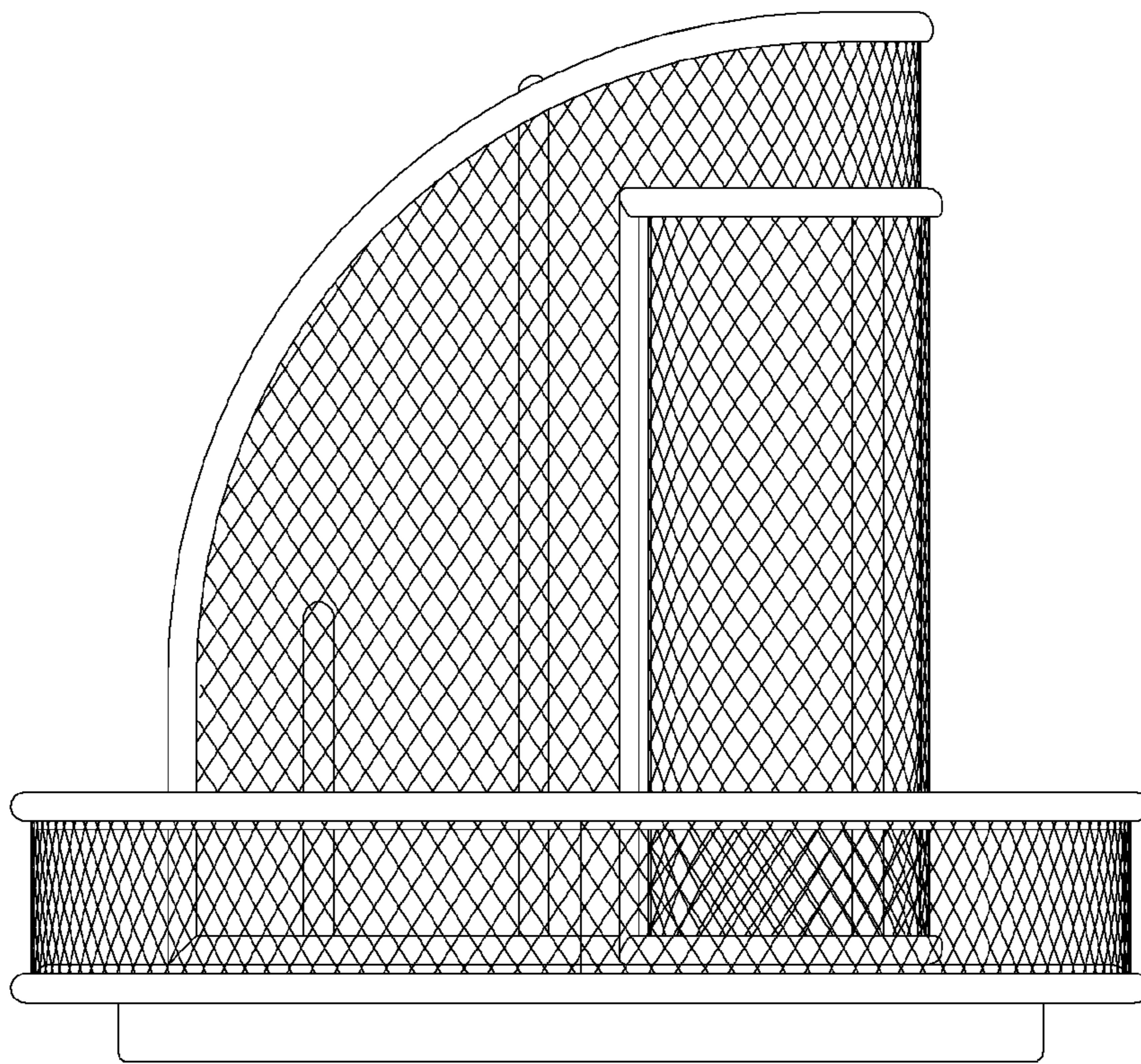


FIG.7