

US00D692484S

(12) **United States Design Patent**
Laemle

(10) **Patent No.:** **US D692,484 S**
(45) **Date of Patent:** **** Oct. 29, 2013**

(54) **PEN**
(75) **Inventor:** **David A. Laemle**, Westwood, NJ (US)
(73) **Assignee:** **Davro Products, Inc.**, Westwood, NJ (US)
(**) **Term:** **14 Years**
(21) **Appl. No.:** **29/425,108**
(22) **Filed:** **Jun. 20, 2012**
(51) **LOC (9) Cl.** **19-06**
(52) **U.S. Cl.**
USPC **D19/50**
(58) **Field of Classification Search**
USPC D14/411; D19/35, 36, 41-51, 53-58;
24/11 F, 11 P, 11 R; 401/52, 99-109,
401/192, 195, 196
See application file for complete search history.

D443,896 S 6/2001 Briggl et al.
D448,047 S 9/2001 Lewis, Jr.
D450,088 S 11/2001 Banasik
D450,769 S 11/2001 Nishida
D452,274 S 12/2001 Keda
D464,083 S 10/2002 Yoon
D474,241 S 5/2003 Hasegawa
D483,784 S 12/2003 Ting
D484,912 S 1/2004 Briggl
D495,001 S 8/2004 Anand
D497,643 S 10/2004 Nishida
6,802,664 B2 10/2004 Vial et al.
D498,260 S 11/2004 Burden et al.
D508,083 S 8/2005 Cetera
D510,104 S 9/2005 Qiu
D527,765 S 9/2006 Togawa
D533,592 S 12/2006 Cheng
D540,866 S 4/2007 Qiu
D541,860 S 5/2007 Kung
D550,282 S 9/2007 Neuenschwander et al.

(Continued)

Primary Examiner — Elizabeth Albert
(74) *Attorney, Agent, or Firm* — St. Onge Steward Johnston & Reens LLC

(56) **References Cited**
U.S. PATENT DOCUMENTS

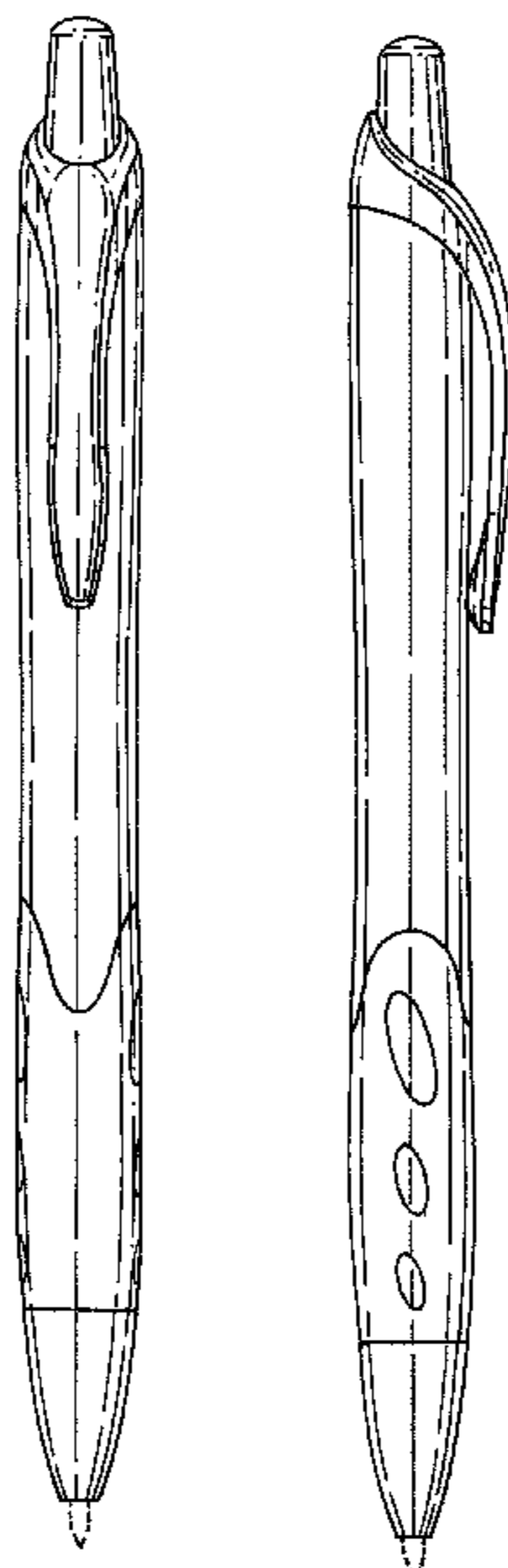
D46,588 S 10/1914 Boman
2,007,245 A 7/1935 Gimonet
D205,872 S 9/1966 Parker
D335,306 S 5/1993 Poisson et al.
D336,517 S 6/1993 McKeown
D359,758 S 6/1995 Inami
D368,738 S 4/1996 Osada et al.
D395,448 S 6/1998 Chevalier
D414,202 S 9/1999 Pellissa Beneyto
D418,163 S 12/1999 Rosen
D421,625 S 3/2000 Oka
D425,559 S 5/2000 Beneyto
D431,262 S 9/2000 Izushima
D433,447 S 11/2000 Rosenbaum
D435,065 S 12/2000 Nagel
D438,566 S 3/2001 Nagel
D438,903 S 3/2001 Rosenbaum
D441,398 S 5/2001 Owen et al.

(57) **CLAIM**
The ornamental design for a pen, as shown and described.

DESCRIPTION

FIG. 1 is a top right side perspective view of a pen in accordance with the new design;
FIG. 2 is a top plan view thereof;
FIG. 3 is right side elevation view thereof, the left side elevation view being a mirror image thereof;
FIG. 4 bottom plan view thereof;
FIG. 5 is a rear elevation view thereof; and,
FIG. 6 is a front elevation view thereof.
The broken lines shown in FIGS. 1-4 and 6 illustrate portions of the pen that form no part of the claimed design.

1 Claim, 3 Drawing Sheets



(56)

References Cited

U.S. PATENT DOCUMENTS

D559,315 S	1/2008	Qiu et al.		D613,794 S	4/2010	Puglisi	
D559,318 S	1/2008	Qiu et al.		D618,725 S	6/2010	Cetera	
D561,254 S	2/2008	Lin		D620,524 S	7/2010	Shibata	
D562,394 S *	2/2008	Qiu et al.	D19/51	D624,965 S	10/2010	Li	
D562,397 S	2/2008	Qiu et al.		D628,641 S	12/2010	Zhang	
D562,398 S	2/2008	Qiu et al.		D628,645 S	12/2010	Zhang	
D569,428 S *	5/2008	Qiu	D19/43	D638,472 S	5/2011	Hung	
D573,184 S	7/2008	Vadenne		D641,407 S	7/2011	Li	
D580,493 S	11/2008	Fei		D641,408 S *	7/2011	Zhang	D19/50
D583,411 S	12/2008	Zhao		D641,788 S *	7/2011	Rolion et al.	D19/50
D583,413 S *	12/2008	Li	D19/49	D646,714 S	10/2011	Holm	
D583,864 S	12/2008	Liu		D647,137 S	10/2011	Uchiyama	
D584,354 S	1/2009	Koch		D648,789 S	11/2011	Shibata	
D586,393 S	2/2009	Nishida		D648,791 S *	11/2011	Li	D19/50
D587,752 S *	3/2009	Shimizu	D19/50	D651,241 S *	12/2011	Liang	D19/48
D589,088 S *	3/2009	Li	D19/50	D651,244 S *	12/2011	Yuan	D19/50
D591,352 S	4/2009	Gerules et al.		D651,245 S *	12/2011	Yuan	D19/50
D595,351 S	6/2009	Yu et al.		D653,705 S *	2/2012	Pearson	D19/50
D601,197 S	9/2009	Zhang		D656,193 S *	3/2012	Yuan	D19/50
D602,526 S	10/2009	Matsumura		D664,197 S *	7/2012	Casciotti et al.	D19/54
D607,510 S	1/2010	Jun		D664,594 S *	7/2012	Casciotti et al.	D19/55
D607,932 S	1/2010	Zhang		D665,025 S *	8/2012	Li et al.	D19/50
D608,392 S	1/2010	Shibata		D667,882 S *	9/2012	Uchiyama et al.	D19/50
D612,888 S	3/2010	Rolion et al.		D672,812 S *	12/2012	Zhang	D19/50
				D679,326 S *	4/2013	Li et al.	D19/50
				D683,400 S *	5/2013	Xie	D19/48
				2009/0290929 A1	11/2009	Rolion et al.	

* cited by examiner




FIG. 1




FIG. 2




FIG. 3




FIG. 4

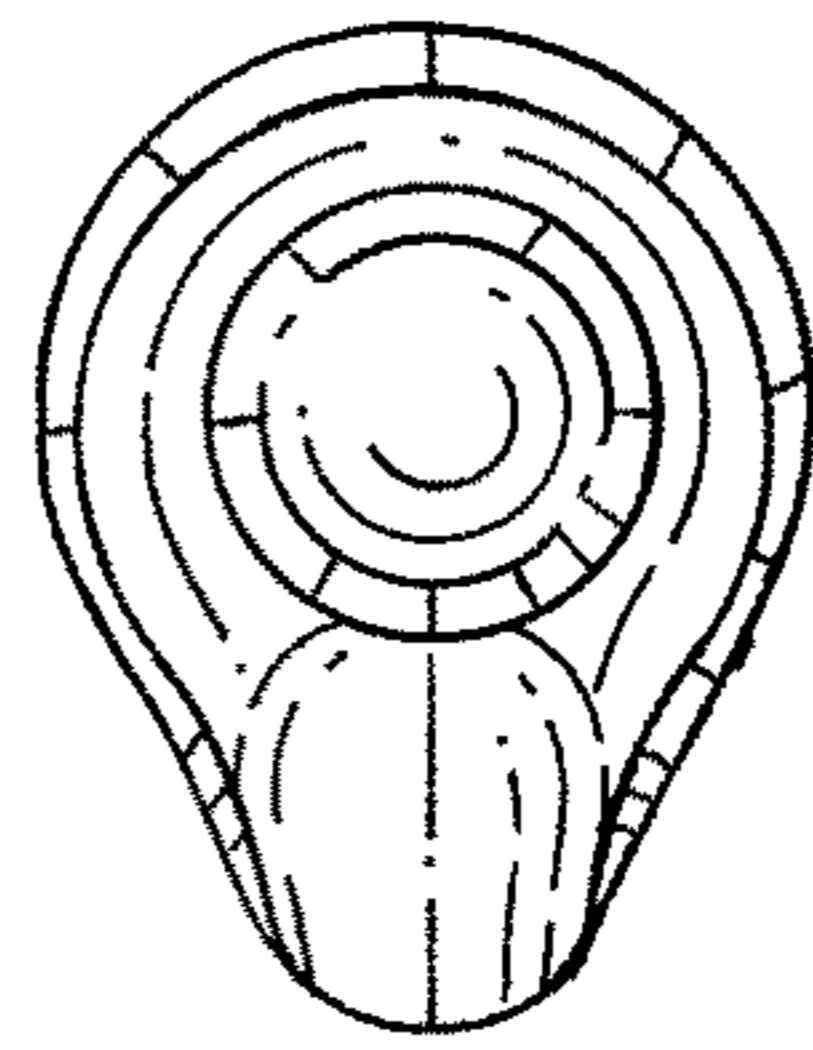


FIG. 5

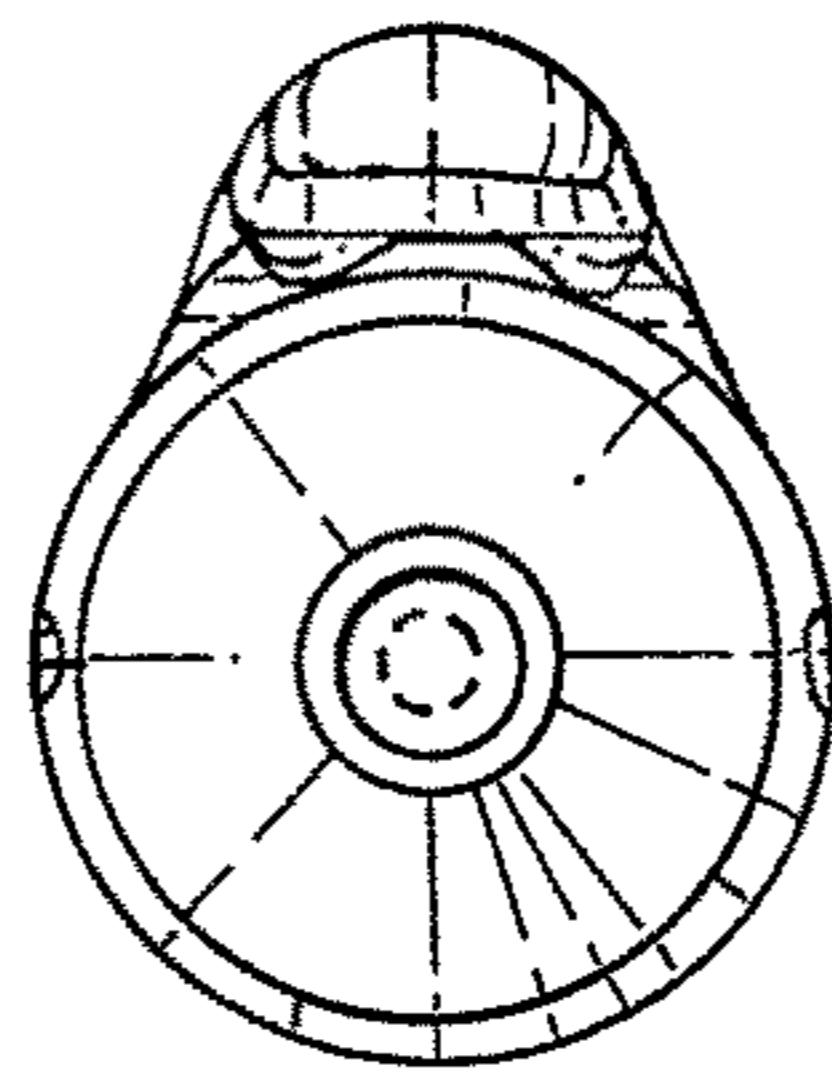


FIG. 6