

US00D692480S

(12) **United States Design Patent**
Chu et al.

(10) **Patent No.:** **US D692,480 S**

(45) **Date of Patent:** **** Oct. 29, 2013**

- (54) **PEN WITH WHISTLE**
- (71) Applicant: **Taylor Brands, LLC**, Kingsport, TN (US)
- (72) Inventors: **Jiun-Yu Chu**, Taipei Hsien (TW); **Morgan Taylor**, Kingsport, TN (US)
- (73) Assignee: **Taylor Brands, LLC**, Kingsport, TN (US)
- (**) Term: **14 Years**
- (21) Appl. No.: **29/434,436**
- (22) Filed: **Oct. 12, 2012**
- (51) **LOC (9) Cl.** **19-06**
- (52) **U.S. Cl.**
USPC **D19/36**
- (58) **Field of Classification Search**
USPC D14/411; D19/35, 36, 41-51, 53-58;
24/11 F, 11 P, 11 R; 401/52, 99-109,
401/192, 195, 196
See application file for complete search history.

| | | | |
|-------------------|---------|-------------------------|---------|
| D429,534 S * | 8/2000 | Sengsouvanh et al. | D26/38 |
| D440,602 S * | 4/2001 | Ikeda | D19/48 |
| D443,303 S * | 6/2001 | Ashe | D19/48 |
| D444,173 S | 6/2001 | Izushima | |
| D466,156 S | 11/2002 | Nakazawa | |
| D467,279 S | 12/2002 | Pellissa Beneyto | |
| D472,923 S * | 4/2003 | Wang | D19/48 |
| D499,140 S * | 11/2004 | Katami | D19/48 |
| D508,641 S * | 8/2005 | Uchida | D8/61 |
| D579,978 S * | 11/2008 | Yu et al. | D19/48 |
| D582,980 S | 12/2008 | Price | |
| D601,195 S | 9/2009 | Wang | |
| D603,502 S | 11/2009 | Petersen | |
| D636,022 S | 4/2011 | Kim | |
| D647,562 S * | 10/2011 | Chu | D19/48 |
| D647,563 S * | 10/2011 | Chu | D19/49 |
| D647,963 S * | 11/2011 | Chu | D19/47 |
| D651,647 S | 1/2012 | Chu | |
| D652,081 S * | 1/2012 | Chu | D19/48 |
| 8,348,539 B2 * | 1/2013 | Chu et al. | 401/195 |
| 2004/0036194 A1 * | 2/2004 | Chadwick et al. | 264/250 |

* cited by examiner

Primary Examiner — Elizabeth Albert
(74) *Attorney, Agent, or Firm* — Luedeka Neely Group, PC

(57) **CLAIM**
The ornamental design for a pen with whistle, as shown.

DESCRIPTION

FIG. 1 is a perspective view of a pen with whistle showing our new design;
FIG. 2 is a front view thereof;
FIG. 3 is a rear view thereof;
FIG. 4 is a right side view thereof;
FIG. 5 is a left side view thereof;
FIG. 6 is a top view thereof; and,
FIG. 7 is a bottom view thereof.
The broken line portions of the drawings are included for the purpose of illustrating unclaimed structure and form no part of the claimed design.

1 Claim, 4 Drawing Sheets

- (56) **References Cited**
U.S. PATENT DOCUMENTS
- 1,508,375 A 9/1924 Alland
- D106,789 S 11/1937 Gade
- D160,670 S * 10/1950 Stern D11/201
- D251,302 S 3/1979 Malamoud
- D258,217 S 2/1981 Sakaoka
- D274,357 S 6/1984 Moreno
- D301,513 S * 6/1989 Wright D22/117
- D303,549 S 9/1989 Horntrich
- D313,951 S * 1/1991 Mizisko D10/119.4
- D324,543 S 3/1992 Poisson
- D329,873 S * 9/1992 Tu D19/48
- D335,306 S 5/1993 Poisson et al.
- D337,611 S 7/1993 Peersmann
- D363,310 S 10/1995 Oka
- D375,524 S 11/1996 Takahashi



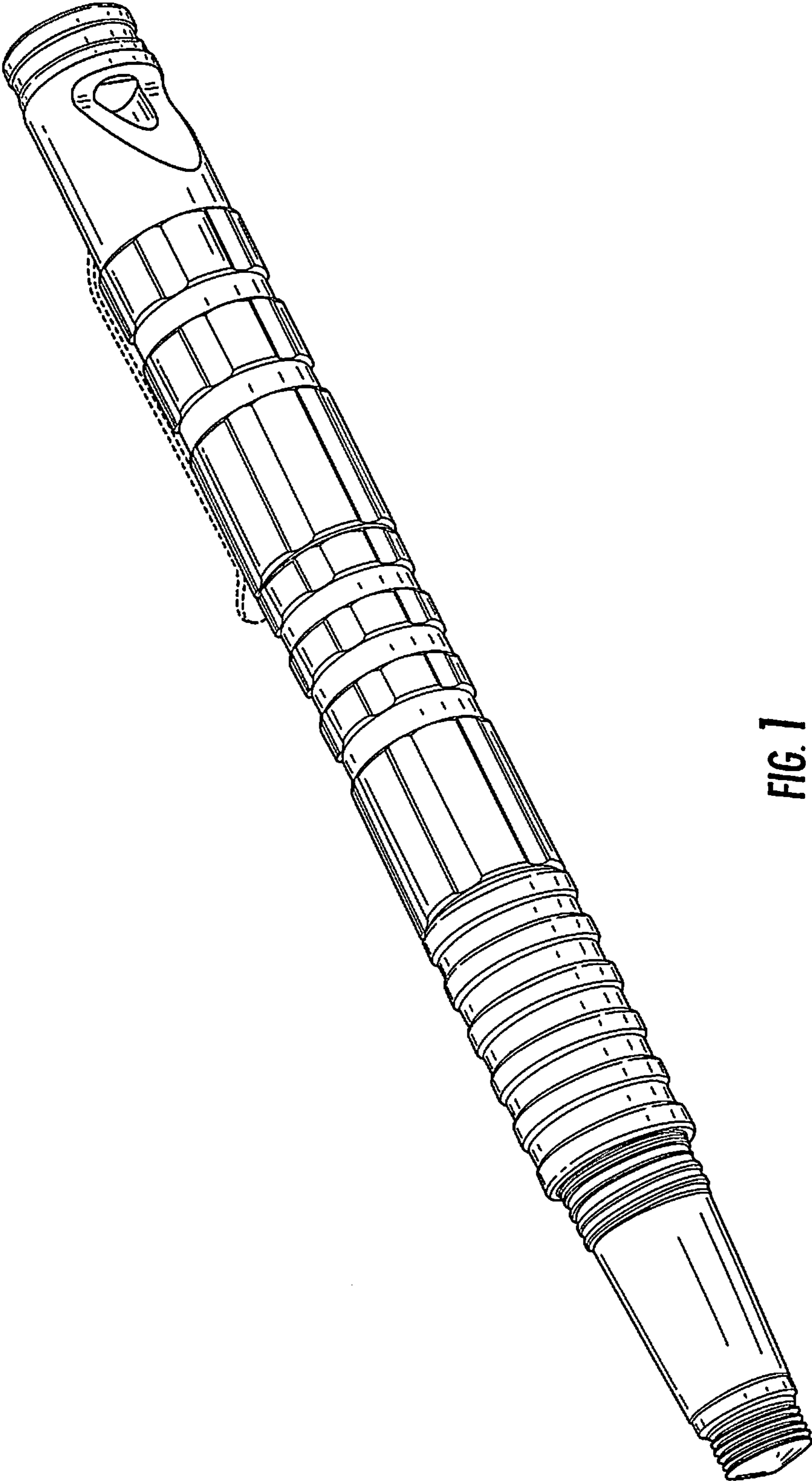


FIG. 1

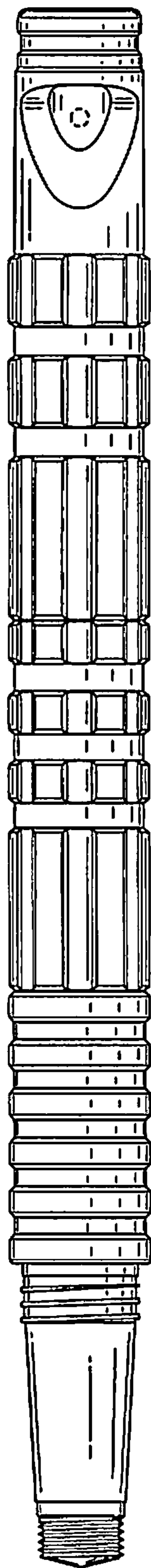


FIG. 2

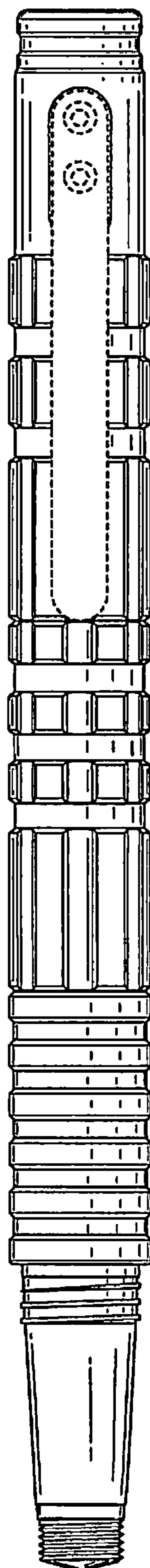


FIG. 3

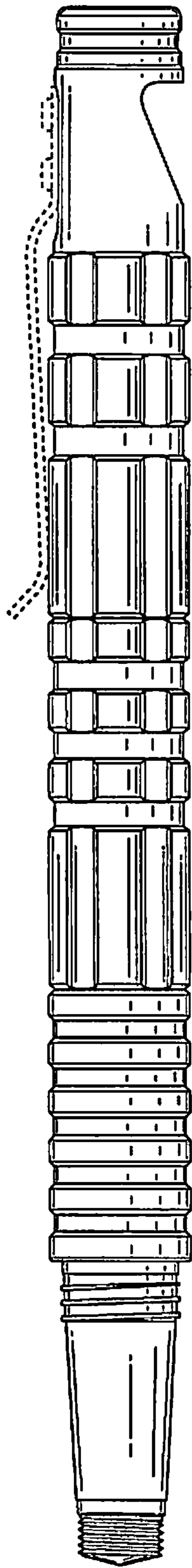


FIG. 4

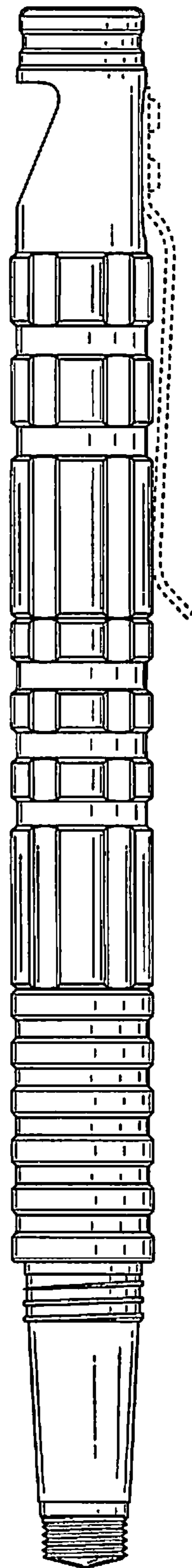


FIG. 5




FIG. 6

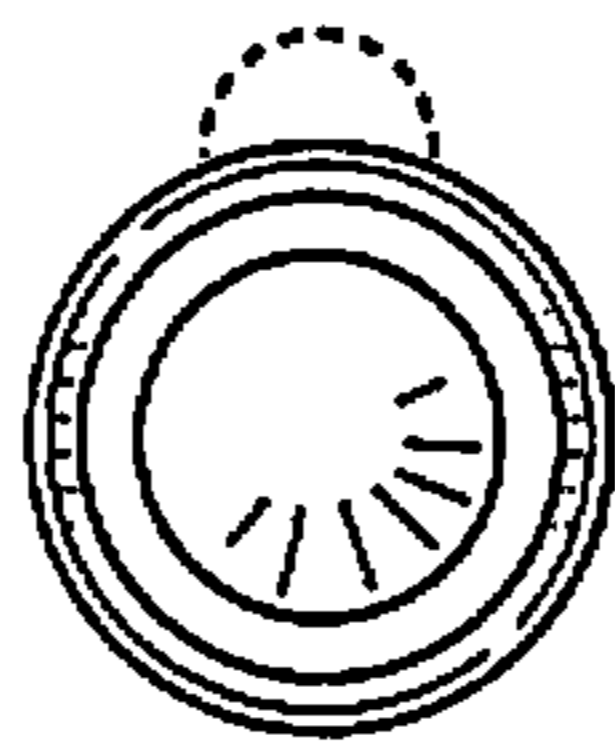


FIG. 7